



KF

### Pre Final A (PFA)

Document 32.1

### Results

Subject to scrutineering & sporting investigations

Rnk	No.	Entrant	Nat	Driver	Nat	Equipment	Laps	Gap	Interv.	Best Lap	Penalty	Points
1 =	204	TONY KART RACING TEAM	ITA	MAZEPIN NIKITA	RUS	TONY KART / VORTEX / DUNLOP	16			47.429		40
2 =	225	RICKY FLYNN MOTORSPC	GBR	NORRIS OLLIE	GBR	FA KART / VORTEX / DUNLOP	16	0.373	0.373	47.369		30
3 =	218	ENERGY CORSE SRL	ITA	STUPENKOV EGOR	RUS	ENERGY / TM / DUNLOP	16	0.600	0.227	47.360		20
4 ▲7	213	PRAGA KART	ITA	DABSKI KAROL	POL	PRAGA / PARILLA / DUNLOP	16	5.416	4.816	47.530		10
5 ▲7	229	BABY RACE	ITA	MARTUCCI MARIO	ITA	TONY KART / TM / DUNLOP	16	6.327	0.911	47.361		9
6 ▲11	236	ART GRAND PRIX FINLAN	FIN	TUJULA TUOMAS	FIN	ART GP / TM / DUNLOP	16	8.809	2.482	47.515		8
7 ▲13	216	MORSICANI RACING S.A.	ITA	PULCINI LEONARDO	ITA	TONY KART / VORTEX / DUNLOP	16	9.113	0.304	47.332		7
8 ▲2	221	COMER TOP KART	ITA	LAVELLI KEVIN	ITA	TOP KART / PARILLA / DUNLOP	16	9.980	0.867	47.533		6
9 ▲4	244	TK RACING	DNK	KJAERGAARD NIKOLAI	DNK	ENERGY / TM / DUNLOP	16	10.498	0.518	47.514		5
10 ▲8	241	KOHTALA SPORTS	FIN	VALTTERI SEMI	FIN	TONY KART / VORTEX / DUNLOP	16	10.617	0.119	47.503		4
11 ▼4	231	CRG SPA	ITA	MARCU DIONISIOS	ROU	CRG / TM / DUNLOP	16	11.826	1.209	47.271		3
12 ▲9	234	ART GRAND PRIX SRL	ITA	OKADA TAKUYA	JPN	ART GP / TM / DUNLOP	16	12.441	0.615	47.459		2
13 ▲1	208	WARD RACING	SWE	HALL PHILIP	SWE	TONY KART / VORTEX / DUNLOP	16	14.006	1.565	47.449		1
14 ▼10	209	WARD RACING	SWE	TROICKIY NIKITA	RUS	TONY KART / VORTEX / DUNLOP	16	14.312	0.306	47.305	+10.000	0
15 =	219	ENERGY CORSE SRL	ITA	HORN MORITZ	DEU	ENERGY / TM / DUNLOP	16	15.331	1.019	47.594		0
16 =	212	KOSMIC RACING DEPART	ITA	BACKMAN JESSICA	SWE	KOSMIC / VORTEX / DUNLOP	16	16.333	1.002	47.608		0
17 ▼12	220	COMER TOP KART	ITA	MAESTRANZI MARCO	ITA	TOP KART / PARILLA / DUNLOP	16	21.248	4.915	47.584	+10.000	0

No.209 TROICKIY NIKITA : 10 sec time penalty for bad manoeuvre (art 2.20 G CIK General Prescriptions). According to Stewards' Decision No.40.

No.220 MAESTRANZI MARCO : 10 sec time penalty for bad manoeuvre (art 2.24 CIK General Prescriptions). According to Stewards' Decision No.41.

#### Not Qualified

18 ▼9	227	RICKY FLYNN MOTORSPC	GBR	NORRIS LANDO	GBR	FA KART / VORTEX / DUNLOP	16	27.899	6.651	47.234		0
19 =	214	PRAGA KART	ITA	JOHANSSON JOEL	SWE	PRAGA / PARILLA / DUNLOP	11	5 Laps	5 Laps	47.804		0
20 ▼14	201	ZANARDI STRAKKA RACI	SWE	JOYNER TOM	GBR	ZANARDI / PARILLA / DUNLOP	0	16 Laps	11 Laps			0
21 ▼13	224	RICKY FLYNN MOTORSPC	GBR	ZHOU GUAN	GBR	FA KART / VORTEX / DUNLOP	0	16 Laps	0.077			0

Leaders : No.204 MAZEPIN NIKITA (1-16)

Start Time : 09/03 - 11:21:03

Best Lap : No.227 NORRIS LANDO 47.234 95,27 Kph

Weather : Sunny Air : 14°C Track : Dry

Previous Event Record : No.238 VAN LEEUWEN MARTIJN 47.546 94,64 Kph



## DOCUMENT N° 41

# DÉCISION DES COMMISSAIRES SPORTIFS STEWARDS' DECISION

PÉNALITÉ INFLIGÉE AU CONCURRENT (NOM) : **COMER TOP KART**  
PENALTY INFLICTED UPON THE ENTRANT (NAME):

NATIONALITÉ / NATIONALITY: **ITA**

N°: **220**  
No.:

PILOTE : **MAESTRANZI MARCO**  
DRIVER :

Concerne la partie de l'Épreuve : **KF - Pre Final A**  
Concerns the part of the event:

### ÉNONCÉ / STATEMENT:

**10 sec time penalty in the above session concerned**

### MOTIF / REASON:

The Driver concerned was involved in an incident. In the Heat/Race concerned in 1 lap by post 1X he pushed the kart in front of him and following of this manoeuvre he takes an advantage (proved by relevant video sequence). Having considered the video and after hearing the Entrant concerned, the Stewards assess this manoeuvre as an incident according art 2.24 CIK GP. This decision is made in application of art. 2.24 CIK GP and art. 153 ISC

**Décision annoncée**  
Decision announced

Date / Date: **09/03/2014**

Heure / Time: **12:03**

Nom / Name

Signature

Président du Collège / Chairman of the Panel:

**Oronzo Di Bari (I) :** .....

Membres du Collège / Members of the Panel:

**Sante Legrottaglie (I) :** .....

**Tommaso Vetrugno (I) :** .....

### NOTIFICATION AU CONCURRENT CONCERNÉ / NOTIFICATION TO THE RELEVANT ENTRANT

Je soussigné : .....  
I undersigned: Nom personnel / personal name

Représentant du Concurrent : **COMER TOP KART** .....  
Representing the Entrant: Nom du Concurrent / Entrant's name

Certifie avoir reçu notification du document N° **41** des Commissaires Sportifs de l'Épreuve.  
Certify that I have been notified of document No. by the Stewards of the Meeting.

Date : ..... Heure / Time: ..... Signature : .....



## DOCUMENT N° 40

# DÉCISION DES COMMISSAIRES SPORTIFS STEWARDS' DECISION

PÉNALITÉ INFLIGÉE AU CONCURRENT (NOM) : **WARD RACING**  
PENALTY INFLICTED UPON THE ENTRANT (NAME):

NATIONALITÉ / NATIONALITY: **SWE**

N°: **209**  
No.:

PILOTE : **TROICKIY NIKITA**  
DRIVER :

Concerne la partie de l'Épreuve : **KF - Pre Final A**  
Concerns the part of the event:

### ÉNONCÉ / STATEMENT:

**10 sec time penalty in the above session concerned**

### MOTIF / REASON:

At the start of the session concerned, the Driver concerned overtook some drivers between the red line and the yellow line (reported by the clerk of the course). Having considered the report of the clerk of course, after hearing the entrant concerned, the panel of stewards feels that this fact contravenes art 2.20 G CIK General Prescriptions. The panel of stewards takes its decision in accordance with art 153 FIA International Sporting Code.

**Décision annoncée**  
Decision announced

Date / Date: **09/03/2014**

Heure / Time: **11:49**

Nom / Name

Signature

Président du Collège / Chairman of the Panel:

**Oronzo Di Bari (I) :** .....

Membres du Collège / Members of the Panel:

**Sante Legrottaglie (I) :** .....

**Tommaso Vetrugno (I) :** .....

### NOTIFICATION AU CONCURRENT CONCERNÉ / NOTIFICATION TO THE RELEVANT ENTRANT

Je soussigné : .....  
I undersigned: Nom personnel / personal name

Représentant du Concurrent : **WARD RACING** .....  
Representing the Entrant: Nom du Concurrent / Entrant's name

Certifie avoir reçu notification du document N° **40** des Commissaires Sportifs de l'Épreuve.  
Certify that I have been notified of document No. by the Stewards of the Meeting.

Date : ..... Heure / Time: ..... Signature : .....



KF

### Pre Final A (PFA)

### Lap Chart

For information purposes. No official / regulatory value

	1	2	3	4	5	6	7	8	9	10	11	12	13	14	15	16	17	18	19	20	21
<b>Grid</b>	204	225	218	209	220	201	231	224	227	221	213	229	244	208	219	212	236	241	214	216	234
<b>Start</b>	204	225	218	209	220	<del>201</del>	231	<del>224</del>	227	221	229	213	244	208	236	212	241	214	216	234	219
<b>Lap 1</b>	204	218	225	213	244	229	236	209	241	214	234	219	216	212	221	220	208	231	227		
<i>Interval</i>		0.2	0.1	1.1	2.0	0.0	0.0	0.5	0.4	0.2	0.3	0.6	0.1	0.5	0.2	0.4	4.8	0.4	16.9		
<b>Lap 2</b>	204	225	218	213	244	229	209	236	241	234	214	219	216	221	220	212	231	208	227		
<i>Interval</i>		0.4	0.2	0.7	2.2	0.7	0.3	0.1	0.0	0.3	0.2	0.2	0.1	0.9	0.3	0.5	4.3	0.0	17.2		
<b>Lap 3</b>	204	225	218	213	244	229	209	236	234	241	214	216	219	221	220	212	231	208	227		
<i>Interval</i>		0.5	0.3	0.8	2.3	0.1	0.4	0.4	0.5	0.3	0.1	0.5	0.2	0.1	0.2	0.7	3.6	0.7	16.7		
<b>Lap 4</b>	204	225	218	213	229	209	244	236	234	241	216	221	220	214	219	212	231	208	227		
<i>Interval</i>		0.4	0.2	1.0	2.8	0.2	0.3	0.0	0.4	1.5	0.2	0.0	0.5	0.4	0.4	0.0	2.5	0.7	16.9		
<b>Lap 5</b>	204	225	218	213	229	209	236	234	244	216	221	241	220	214	212	219	231	208	227		
<i>Interval</i>		0.4	0.3	1.0	2.9	0.3	0.5	0.6	0.1	1.6	0.2	0.2	0.3	0.7	0.0	0.0	1.6	1.0	16.5		
<b>Lap 6</b>	204	225	218	213	229	209	236	234	244	216	221	241	220	219	214	231	212	208	227		
<i>Interval</i>		0.5	0.4	0.9	2.7	0.3	0.8	0.5	0.4	1.1	0.5	0.2	0.5	1.6	0.3	0.1	0.4	0.7	16.3		
<b>Lap 7</b>	204	225	218	213	229	209	236	234	244	216	221	241	220	219	231	212	208	214	227		
<i>Interval</i>		0.5	0.4	1.0	2.6	0.4	0.9	0.3	0.5	0.9	0.7	0.2	0.8	1.5	0.4	0.7	0.3	3.4	12.7		
<b>Lap 8</b>	204	225	218	213	229	209	236	234	244	216	221	241	220	219	231	208	212	214	227		
<i>Interval</i>		0.5	0.2	1.3	2.4	0.2	1.0	0.5	0.5	0.7	0.8	0.3	0.7	1.6	0.0	1.3	0.2	4.3	11.4		
<b>Lap 9</b>	204	225	218	213	229	209	236	234	244	216	221	241	220	231	219	208	212	214	227		
<i>Interval</i>		0.5	0.2	1.6	2.2	0.1	1.5	0.3	0.3	0.6	0.9	0.2	0.9	1.6	0.3	0.9	0.4	4.5	10.5		
<b>Lap 10</b>	204	225	218	213	209	229	236	234	244	216	221	241	220	231	219	208	212	214	227		
<i>Interval</i>		0.5	0.2	1.8	2.3	0.3	1.5	0.3	0.1	0.3	1.0	0.3	1.0	1.4	0.6	0.6	0.6	4.6	10.0		
<b>Lap 11</b>	204	225	218	213	209	229	236	244	216	234	221	241	220	231	219	208	212	<del>214</del>	227		
<i>Interval</i>		0.4	0.2	2.2	1.8	0.7	1.5	0.7	0.5	0.2	0.3	0.3	1.1	1.1	0.7	0.5	0.7	9.1	5.2		
<b>Lap 12</b>	204	225	218	213	209	229	236	244	216	234	221	241	220	231	219	208	212	227			
<i>Interval</i>		0.6	0.2	2.7	1.0	0.9	1.7	0.6	0.2	0.5	0.1	0.1	1.2	1.1	0.9	0.2	1.1	13.8			
<b>Lap 13</b>	204	225	218	213	209	229	236	216	244	221	241	234	220	231	208	219	212	227			
<i>Interval</i>		0.3	0.5	3.1	0.4	1.0	1.9	1.0	0.2	0.3	0.4	0.3	0.4	1.1	1.1	0.5	1.5	12.7			
<b>Lap 14</b>	204	225	218	209	213	229	236	216	244	221	241	234	220	231	208	219	212	227			
<i>Interval</i>		0.4	0.3	3.7	0.1	1.1	2.2	0.7	0.2	0.2	0.5	0.5	0.2	0.9	1.9	0.3	1.5	12.1			
<b>Lap 15</b>	204	225	218	209	213	229	236	216	221	244	241	220	234	231	208	219	212	227			
<i>Interval</i>		0.4	0.2	3.7	0.6	0.8	2.4	0.6	0.7	0.1	0.2	0.8	0.4	0.1	2.3	0.6	1.3	11.6			
<b>Lap 16</b>	204	225	218	209	213	229	236	216	221	244	241	220	231	234	208	219	212	227			
<i>Interval</i>		0.3	0.2	3.7	1.1	0.9	2.4	0.3	0.8	0.5	0.1	0.6	0.5	0.6	1.5	1.3	1.0	11.5			





KF

### Pre Final A (PFA)

### Lap Time Analysis

For information purposes. No official / regulatory value

Laps	Sector 1	Sector 2	Sector 3	Lap Time	Laps	Sector 1	Sector 2	Sector 3	Lap Time	Laps	Sector 1	Sector 2	Sector 3	Lap Time
<b>No.204 MAZEPIN NIKITA</b>					12	16.040	17.465	13.917	47.422	7	<b>16.221</b>	20.658	15.468	52.347
1	17.975	18.221	14.447	50.643	13	16.064	17.532	13.919	47.515	8	16.793	<b>17.771</b>	14.125	<b>48.689</b>
2	16.819	18.004	14.133	48.956	14	16.079	17.468	13.917	47.464	9	16.236	17.860	14.010	<b>48.106</b>
3	16.352	17.679	14.031	48.062	15	16.111	<b>17.387</b>	13.931	47.429	10	<b>16.198</b>	<b>17.665</b>	<b>13.941</b>	<b>47.804</b>
4	16.234	17.613	13.988	47.835	16	<b>15.986</b>	17.444	13.940	47.370	11	16.252	<b>17.646</b>	18.143	52.041
5	16.145	17.553	<b>13.890</b>	47.588	<b>No.212 BACKMAN JESSICA</b>					<b>No.216 PULCINI LEONARDO</b>				
6	16.083	17.500	13.900	47.483	1	20.467	20.113	15.920	56.500	1	20.103	20.485	14.513	55.101
7	16.110	<b>17.393</b>	13.979	47.482	2	17.722	18.145	14.305	50.172	2	16.815	17.791	14.317	48.923
8	<b>16.032</b>	17.473	13.924	<b>47.429</b>	3	16.522	17.845	14.079	48.446	3	16.764	17.623	14.471	48.858
9	16.152	17.447	13.921	47.520	4	16.406	17.731	14.541	48.678	4	16.565	17.892	14.132	48.589
10	16.072	17.464	13.952	47.488	5	16.464	17.665	14.182	48.311	5	16.530	17.469	14.056	48.055
11	16.125	17.479	13.992	47.596	6	16.632	18.224	14.735	49.591	6	16.156	<b>17.253</b>	14.004	47.413
12	16.053	17.473	13.946	47.472	7	16.392	17.614	13.955	47.961	7	<b>16.000</b>	17.378	13.954	<b>47.332</b>
13	16.138	17.483	13.973	47.594	8	16.264	<b>17.484</b>	14.407	48.155	8	16.098	17.405	14.002	47.505
14	16.080	17.446	13.947	47.473	9	16.262	17.590	13.996	47.848	9	16.045	17.338	14.026	47.409
15	16.087	17.489	13.934	47.510	10	16.202	17.547	13.944	47.693	10	16.087	17.436	<b>13.949</b>	47.472
16	16.124	17.480	13.972	47.576	11	<b>16.141</b>	17.526	<b>13.941</b>	<b>47.608</b>	11	16.163	17.961	14.021	48.145
<b>No.208 HALL PHILIP</b>					12	16.179	17.624	14.067	47.870	12	16.094	17.402	13.976	47.472
1	29.139	19.032	14.206	1:02.377	13	16.353	17.684	14.424	48.461	13	16.164	17.836	14.008	48.008
2	16.736	17.927	14.375	49.038	14	16.309	17.801	14.056	48.166	14	16.150	17.403	14.053	47.606
3	16.532	17.680	14.188	48.400	15	16.261	17.691	14.010	47.962	15	16.101	17.510	14.125	47.736
4	16.101	17.432	14.079	47.612	16	16.206	17.585	14.018	47.809	16	16.057	17.452	14.078	47.587
5	16.182	<b>17.382</b>	14.185	47.749	<b>No.213 DABSKI KAROL</b>					<b>No.218 STUPENKOV EGOR</b>				
6	16.126	17.435	14.043	47.604	1	19.447	18.126	14.137	51.710	1	18.059	18.258	14.488	50.805
7	16.077	17.503	13.962	47.542	2	16.795	17.953	14.177	48.925	2	16.849	18.060	14.484	49.393
8	16.094	17.431	14.012	47.537	3	16.392	17.924	14.045	48.361	3	16.542	17.721	14.039	48.302
9	16.130	17.535	13.957	47.622	4	16.224	17.636	14.039	47.899	4	16.213	17.590	13.860	47.663
10	<b>16.019</b>	17.555	13.929	47.503	5	16.144	17.503	<b>13.903</b>	47.550	5	16.232	17.495	13.908	47.635
11	16.177	17.396	13.946	47.519	6	16.108	<b>17.476</b>	13.946	<b>47.530</b>	6	16.165	17.605	13.848	47.618
12	16.058	17.463	<b>13.928</b>	<b>47.449</b>	7	<b>16.084</b>	17.488	14.007	47.579	7	16.082	17.460	13.938	47.480
13	16.073	17.434	14.033	47.540	8	16.197	17.486	14.039	47.722	8	<b>15.980</b>	17.506	13.894	47.380
14	16.220	17.959	14.113	48.292	9	16.130	17.563	14.020	47.713	9	16.066	17.496	13.907	47.469
15	16.281	17.528	14.079	47.888	10	16.101	17.602	14.027	47.730	10	16.086	17.535	<b>13.830</b>	47.451
16	16.137	17.416	13.977	47.530	11	16.209	17.578	14.072	47.859	11	16.161	<b>17.430</b>	13.938	47.529
<b>No.209 TROICKIY NIKITA</b>					12	16.160	17.842	14.182	48.184	12	16.010	17.695	13.929	47.634
1	20.110	20.075	14.566	54.751	13	16.294	17.636	14.162	48.092	13	16.288	17.546	13.878	47.712
2	16.953	18.304	14.295	49.552	14	16.178	17.651	14.260	48.089	14	16.011	17.491	13.858	<b>47.360</b>
3	16.339	17.754	13.931	48.024	15	16.256	17.608	14.078	47.942	15	16.054	17.435	13.900	47.389
4	16.170	17.760	14.051	47.981	16	16.128	17.599	14.087	47.814	16	16.020	17.458	13.947	47.425
5	16.114	17.624	13.963	47.701	<b>No.214 JOHANSSON JOEL</b>					<b>No.219 HORN MORITZ</b>				
6	16.071	17.432	13.907	47.410	1	20.284	19.765	14.425	54.474	1	20.063	19.621	14.941	54.625
7	16.155	17.483	<b>13.881</b>	47.519	2	16.856	18.350	14.399	49.605	2	16.640	17.916	14.314	48.870
8	16.005	17.438	13.954	47.397	3	16.595	17.835	14.267	48.697	3	16.654	17.760	14.875	49.289
9	16.017	17.433	13.932	47.382	4	17.293	18.597	14.249	50.139	4	17.198	18.270	14.282	49.750
10	16.295	17.479	13.908	47.682	5	16.261	18.079	14.402	48.742	5	16.086	17.961	14.425	48.472
11	15.992	17.392	13.921	<b>47.305</b>	6	17.034	18.036	13.986	49.056	6	16.705	17.928	13.914	48.547



KF

### Pre Final A (PFA)

### Lap Time Analysis

For information purposes. No official / regulatory value

Laps	Sector 1	Sector 2	Sector 3	Lap Time
7	16.157	<b>17.615</b>	13.989	<b>47.761</b>
8	<b>16.075</b>	<b>17.598</b>	13.962	<b>47.635</b>
9	16.650	<b>17.592</b>	<b>13.890</b>	48.132
10	16.105	17.747	13.922	47.774
11	16.104	<b>17.516</b>	13.974	<b>47.594</b>
12	16.081	17.665	14.022	47.768
13	16.080	18.310	14.002	48.392
14	16.127	17.881	14.087	48.095
15	16.267	17.799	14.098	48.164
16	16.305	17.798	14.089	48.192

No.220 MAESTRANZI MARCO				
Laps	Sector 1	Sector 2	Sector 3	Lap Time
1	<b>24.943</b>	<b>18.601</b>	<b>14.319</b>	<b>57.863</b>
2	<b>16.843</b>	<b>17.934</b>	<b>14.197</b>	<b>48.974</b>
3	<b>16.388</b>	<b>17.685</b>	<b>14.085</b>	<b>48.158</b>
4	16.517	17.718	14.302	48.537
5	16.466	17.957	<b>13.959</b>	48.382
6	<b>16.150</b>	<b>17.653</b>	14.024	<b>47.827</b>
7	16.196	<b>17.527</b>	14.118	47.841
8	<b>16.063</b>	17.582	<b>13.939</b>	<b>47.584</b>
9	16.191	17.628	<b>13.922</b>	47.741
10	16.155	17.571	13.939	47.665
11	16.278	17.538	13.935	47.751
12	<b>16.048</b>	17.574	14.002	47.624
13	16.173	17.550	<b>13.911</b>	47.634
14	16.123	<b>17.519</b>	13.975	47.617
15	16.265	17.607	13.988	47.860
16	16.106	17.603	14.052	47.761

No.221 LAVELLI KEVIN				
Laps	Sector 1	Sector 2	Sector 3	Lap Time
1	<b>24.476</b>	<b>18.498</b>	<b>14.307</b>	<b>57.281</b>
2	<b>17.073</b>	<b>17.921</b>	<b>14.017</b>	<b>49.011</b>
3	<b>16.277</b>	<b>17.660</b>	14.335	<b>48.272</b>
4	16.466	17.867	<b>13.923</b>	<b>48.256</b>
5	16.574	17.758	<b>13.918</b>	<b>48.250</b>
6	<b>16.161</b>	<b>17.584</b>	13.950	<b>47.695</b>
7	<b>16.051</b>	17.600	<b>13.899</b>	<b>47.550</b>
8	16.062	<b>17.535</b>	13.981	47.578
9	16.078	17.564	13.942	47.584
10	16.095	17.542	13.905	<b>47.542</b>
11	16.108	17.567	13.949	47.624
12	16.082	17.709	<b>13.874</b>	47.665
13	16.193	17.757	13.906	47.856
14	16.076	17.582	13.875	<b>47.533</b>
15	16.118	17.863	13.995	47.976
16	<b>16.039</b>	17.586	14.074	47.699

No.225 NORRIS OLLIE				
Laps	Sector 1	Sector 2	Sector 3	Lap Time
1	<b>18.278</b>	<b>18.287</b>	<b>14.363</b>	<b>50.928</b>

Laps	Sector 1	Sector 2	Sector 3	Lap Time
2	<b>16.905</b>	<b>18.095</b>	<b>14.079</b>	<b>49.079</b>
3	<b>16.439</b>	<b>17.712</b>	<b>13.991</b>	<b>48.142</b>
4	<b>16.254</b>	<b>17.588</b>	<b>13.915</b>	<b>47.757</b>
5	<b>16.183</b>	<b>17.490</b>	<b>13.880</b>	<b>47.553</b>
6	<b>16.173</b>	<b>17.427</b>	13.963	47.563
7	<b>16.087</b>	17.516	13.883	<b>47.486</b>
8	16.114	17.468	13.926	47.508
9	16.119	<b>17.421</b>	13.907	<b>47.447</b>
10	16.144	<b>17.409</b>	13.947	47.500
11	16.120	17.486	13.924	47.530
12	16.123	17.577	13.926	47.626
13	<b>16.061</b>	17.442	<b>13.866</b>	<b>47.369</b>
14	16.105	17.510	13.962	47.577
15	16.084	17.436	13.969	47.489
16	16.082	17.445	13.950	47.477

No.227 NORRIS LANDO				
Laps	Sector 1	Sector 2	Sector 3	Lap Time
1	<b>46.349</b>	<b>19.220</b>	<b>14.401</b>	<b>1:19.970</b>
2	<b>16.804</b>	<b>18.004</b>	<b>14.077</b>	<b>48.885</b>
3	<b>16.326</b>	<b>17.710</b>	<b>13.903</b>	<b>47.939</b>
4	<b>16.285</b>	<b>17.529</b>	13.948	<b>47.762</b>
5	<b>16.011</b>	<b>17.484</b>	13.935	<b>47.430</b>
6	16.026	<b>17.466</b>	<b>13.877</b>	<b>47.369</b>
7	16.078	17.473	<b>13.827</b>	47.378
8	16.051	<b>17.430</b>	13.838	<b>47.319</b>
9	16.050	<b>17.401</b>	<b>13.795</b>	<b>47.246</b>
10	16.084	17.414	13.849	47.347
11	<b>15.975</b>	17.442	13.817	<b>47.234</b>
12	16.043	17.443	13.878	47.364
13	15.998	17.426	13.877	47.301
14	16.104	17.562	13.909	47.575
15	16.050	17.480	13.901	47.431
16	15.995	17.535	14.233	47.763

No.229 MARTUCCI MARIO				
Laps	Sector 1	Sector 2	Sector 3	Lap Time
1	<b>20.115</b>	<b>19.295</b>	<b>14.433</b>	<b>53.843</b>
2	<b>17.461</b>	<b>18.270</b>	<b>14.063</b>	<b>49.794</b>
3	<b>16.457</b>	<b>17.547</b>	<b>13.917</b>	<b>47.921</b>
4	<b>16.404</b>	17.858	13.972	48.234
5	<b>16.167</b>	<b>17.505</b>	13.942	<b>47.614</b>
6	<b>16.078</b>	<b>17.350</b>	13.933	<b>47.361</b>
7	<b>16.045</b>	17.527	<b>13.875</b>	47.447
8	16.082	17.491	13.959	47.532
9	16.072	17.553	13.902	47.527
10	16.639	17.579	13.952	48.170
11	16.163	17.569	13.988	47.720
12	16.151	17.495	13.956	47.602
13	16.183	17.515	13.925	47.623
14	16.162	17.567	13.963	47.692

Laps	Sector 1	Sector 2	Sector 3	Lap Time
15	16.171	17.580	13.954	47.705
16	16.257	17.614	13.962	47.833

No.231 MARCU DIONISIOS				
Laps	Sector 1	Sector 2	Sector 3	Lap Time
1	<b>29.770</b>	<b>18.953</b>	<b>14.434</b>	<b>1:03.157</b>
2	<b>16.586</b>	<b>17.813</b>	<b>14.110</b>	<b>48.509</b>
3	<b>16.198</b>	<b>17.515</b>	<b>14.019</b>	<b>47.732</b>
4	<b>16.094</b>	<b>17.464</b>	<b>13.987</b>	<b>47.545</b>
5	<b>16.024</b>	17.529	<b>13.910</b>	<b>47.463</b>
6	<b>15.990</b>	17.491	14.001	47.482
7	16.135	17.644	<b>13.877</b>	47.656
8	<b>15.960</b>	<b>17.414</b>	13.897	<b>47.271</b>
9	16.337	17.455	13.907	47.699
10	16.006	17.468	13.996	47.470
11	16.000	17.491	13.967	47.458
12	16.140	17.469	14.023	47.632
13	15.985	17.601	13.968	47.554
14	<b>15.959</b>	17.451	14.062	47.472
15	16.081	17.482	13.938	47.501
16	16.297	17.458	13.976	47.731

No.234 OKADA TAKUYA				
Laps	Sector 1	Sector 2	Sector 3	Lap Time
1	<b>20.119</b>	<b>19.603</b>	<b>14.480</b>	<b>54.202</b>
2	<b>16.747</b>	<b>18.156</b>	<b>14.073</b>	<b>48.976</b>
3	<b>16.638</b>	<b>17.762</b>	14.085	<b>48.485</b>
4	<b>16.319</b>	<b>17.631</b>	<b>13.912</b>	<b>47.862</b>
5	<b>16.239</b>	17.742	14.025	48.006
6	<b>16.221</b>	<b>17.524</b>	<b>13.886</b>	<b>47.631</b>
7	<b>16.094</b>	<b>17.433</b>	13.932	<b>47.459</b>
8	16.173	17.497	14.003	47.673
9	16.202	17.535	13.978	47.715
10	16.244	17.652	14.036	47.932
11	16.643	18.251	14.002	48.896
12	16.252	17.603	13.962	47.817
13	16.688	18.146	14.015	48.849
14	16.255	17.534	14.038	47.827
15	16.742	17.691	14.050	48.483
16	16.760	17.746	14.037	48.543

No.236 TUJULA TUOMAS				
Laps	Sector 1	Sector 2	Sector 3	Lap Time
1	<b>20.088</b>	<b>19.212</b>	<b>14.364</b>	<b>53.664</b>
2	<b>17.277</b>	<b>18.063</b>	14.869	<b>50.209</b>
3	<b>16.525</b>	<b>17.791</b>	<b>14.042</b>	<b>48.358</b>
4	<b>16.323</b>	<b>17.601</b>	<b>13.996</b>	<b>47.920</b>
5	<b>16.281</b>	<b>17.549</b>	<b>13.990</b>	<b>47.820</b>
6	<b>16.201</b>	17.605	<b>13.889</b>	<b>47.695</b>
7	<b>16.167</b>	<b>17.455</b>	14.048	<b>47.670</b>
8	<b>16.132</b>	17.512	<b>13.871</b>	<b>47.515</b>
9	<b>16.091</b>	17.828	13.962	47.881



KF

### Pre Final A (PFA)

### Lap Time Analysis

For information purposes. No official / regulatory value

Laps	Sector 1	Sector 2	Sector 3	Lap Time
10	16.307	17.662	13.999	47.968
11	16.226	17.531	13.971	47.728
12	16.119	17.623	14.066	47.808
13	16.238	17.665	13.967	47.870
14	16.298	17.639	14.038	47.975
15	16.238	17.614	14.004	47.856
16	16.235	17.537	14.113	47.885

#### No.241 VALTTERI SEMI

1	<b>20.331</b>	<b>19.688</b>	<b>14.314</b>	<b>54.333</b>
2	<b>17.011</b>	<b>18.000</b>	<b>14.280</b>	<b>49.291</b>
3	<b>16.795</b>	<b>17.778</b>	14.607	<b>49.180</b>
4	17.052	17.946	<b>14.036</b>	<b>49.034</b>
5	17.183	17.807	<b>13.811</b>	<b>48.801</b>
6	<b>16.110</b>	<b>17.709</b>	<b>13.808</b>	<b>47.627</b>
7	16.143	<b>17.597</b>	13.859	<b>47.599</b>
8	16.160	17.702	13.815	47.677
9	16.139	<b>17.513</b>	13.851	<b>47.503</b>
10	16.143	17.640	13.844	47.627
11	16.163	17.569	13.838	47.570
12	16.186	17.538	13.824	47.548
13	16.380	17.897	13.839	48.116
14	16.126	17.590	13.947	47.663
15	16.153	17.672	13.925	47.750
16	16.208	17.735	14.037	47.980

#### No.244 KJAERGAARD NIKOLAI

1	<b>19.915</b>	<b>19.212</b>	<b>14.570</b>	<b>53.697</b>
2	<b>16.756</b>	<b>18.188</b>	<b>14.212</b>	<b>49.156</b>
3	<b>16.508</b>	<b>17.913</b>	<b>14.022</b>	<b>48.443</b>
4	<b>16.391</b>	<b>17.830</b>	14.751	48.972
5	16.719	18.012	<b>13.992</b>	48.723
6	<b>16.318</b>	<b>17.669</b>	<b>13.957</b>	<b>47.944</b>
7	<b>16.128</b>	<b>17.467</b>	<b>13.919</b>	<b>47.514</b>
8	<b>16.117</b>	17.619	13.920	47.656
9	<b>16.099</b>	17.546	13.943	47.588
10	16.116	17.682	<b>13.916</b>	47.714
11	16.385	17.627	13.990	48.002
12	16.126	17.641	13.926	47.693
13	16.216	18.320	13.987	48.523
14	<b>16.092</b>	17.639	13.956	47.687
15	16.178	18.234	<b>13.902</b>	48.314
16	16.233	17.645	14.217	48.095
















KF

### Pre Final A (PFA)

Document 28

### Starting Grid

Subject to scrutineering & sporting investigations

234	<b>OKADA TAKUYA</b> ART GP / TM / DUNLOP		<b>11</b>		
214	<b>JOHANSSON JOEL</b> PRAGA / PARILLA / DUNLOP		<b>10</b>	216	<b>PULCINI LEONARDO</b> TONY KART / VORTEX / DUNLOP
236	<b>TUJULA TUOMAS</b> ART GP / TM / DUNLOP		<b>9</b>	241	<b>VALTERI SEMI</b> TONY KART / VORTEX / DUNLOP
219	<b>HORN MORITZ</b> ENERGY / TM / DUNLOP		<b>8</b>	212	<b>BACKMAN JESSICA</b> KOSMIC / VORTEX / DUNLOP
244	<b>KJAERGAARD NIKOLAI</b> ENERGY / TM / DUNLOP		<b>7</b>	208	<b>HALL PHILIP</b> TONY KART / VORTEX / DUNLOP
213	<b>DABSKI KAROL</b> PRAGA / PARILLA / DUNLOP		<b>6</b>	229	<b>MARTUCCI MARIO</b> TONY KART / TM / DUNLOP
227	<b>NORRIS LANDO</b> FA KART / VORTEX / DUNLOP		<b>5</b>	221	<b>LAVELLI KEVIN</b> TOP KART / PARILLA / DUNLOP
231	<b>MARCU DIONISIOS</b> CRG / TM / DUNLOP		<b>4</b>	224	<b>ZHOU GUAN</b> FA KART / VORTEX / DUNLOP
220	<b>MAESTRANZI MARCO</b> TOP KART / PARILLA / DUNLOP		<b>3</b>	201	<b>JOYNER TOM</b> ZANARDI / PARILLA / DUNLOP
218	<b>STUPENKOV EGOR</b> ENERGY / TM / DUNLOP		<b>2</b>	209	<b>TROICKIY NIKITA</b> TONY KART / VORTEX / DUNLOP
204	<b>MAZEPIN NIKITA</b> TONY KART / VORTEX / DUNLOP		<b>1</b>	225	<b>NORRIS OLLIE</b> FA KART / VORTEX / DUNLOP

POLE POSITION

