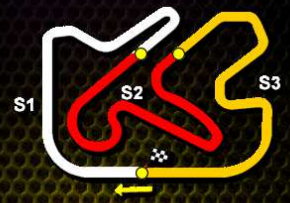




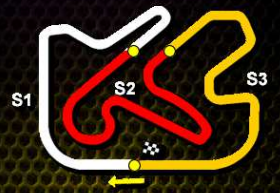
ROUND 2
International Circuit Zuera
21 March - 24 March 2013



RESULTS BOOKLET



ROUND 2
International Circuit Zuera
21 March - 24 March 2013

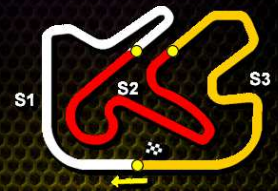


KFJ

Euro Serie

Subject to scrutineering & sporting investigations

Event Record : No.326 Ticktum Daniel 1:00.954 100,40 Kph



KFJ

FINAL (F)

Results

Document 47.1 OFFICIAL

Subject to scrutineering & sporting investigations

Rnk	No.	Entrant	Nat	Driver	Nat	Equipment	Laps	Gap	Interv.	Best Lap	Points
1	327	Ricky Flynn Motorsport	GBR	Norris Lando	GBR	Fa Kart / Vortex / Vega	12			1:01.442	50
2	326	Ricky Flynn Motorsport	GBR	Ticktum Daniel	GBR	Fa Kart / Vortex / Vega	12	2.856	2.856	1:01.565	30
3	311	Team Komarov	RUS	Sitnikov Nikita	RUS	Tony Kart / Bmb / Vega	12	3.343	0.487	1:01.724	20
4	325	Ricky Flynn Motorsport	GBR	Ahmed Enaam	GBR	Fa Kart / Vortex / Vega	12	3.394	0.051	1:01.515	15
5	335	Ward Racing	SWE	Sargeant Logan	USA	Tony Kart / Vortex / Vega	12	3.460	0.066	1:01.409	12
6	355	Tony Kart Racing Team	ITA	Betsch Mick	DEU	Tony Kart / Vortex / Vega	12	4.913	1.453	1:01.595	10
7	304	Keijzer Racing	NLD	Van Leeuwen Martijn	NLD	Zanardi / Parilla / Vega	12	4.996	0.083	1:01.532	9
8	339	Ward Racing	SWE	Atoev Vladimir	RUS	Tony Kart / Vortex / Vega	12	7.209	2.213	1:01.533	8
9	330	Ricky Flynn Motorsport	GBR	Daruvala Jehan	IND	Fa Kart / Vortex / Vega	12	8.175	0.966	1:01.494	7
10	328	Ricky Flynn Motorsport	GBR	Bale Tom	ARE	Fa Kart / Vortex / Vega	12	8.500	0.325	1:01.432	6
11	323	Lh Racing Team	SWE	Kari Niko	FIN	Lh / Tm / Vega	12	8.504	0.004	1:01.790	5
12	306	Tony Kart Racing Team	ITA	Mazepin Nikita	RUS	Tony Kart / Vortex / Vega	12	9.265	0.761	1:01.685	4
13	310	Dfr	USA	De Francesco Devlin	USA	Crg / Bmb / Vega	12	9.327	0.062	1:01.897	3
14	319	Energy Corse Srl	ITA	Thompson Parker	CAN	Energy / Tm / Vega	12	9.505	0.178	1:01.627	2
15	333	Defourny Didier	LUX	Defourny Max	BEL	Kosmic / Vortex / Vega	12	9.776	0.271	1:01.773	1
16	363	Genikart	ESP	Russo Guillermo	ESP	Fa Kart / Vortex / Vega	12	10.053	0.277	1:01.761	0
17	307	Chiesa Corse	ITA	Florescu Petru	ROU	Zanardi / Parilla / Vega	12	11.490	1.437	1:01.631	0
18	318	Energy Corse Srl	ITA	Valtonen Isac	SWE	Energy / Tm / Vega	12	12.137	0.647	1:01.895	0
19	336	Ward Racing	SWE	Korpivaara Ilmari	FIN	Tony Kart / Vortex / Vega	12	14.359	2.222	1:01.812	0
20	348	Kohtala Sports	FIN	Pasma Patrik	FIN	Kosmic / Vortex / Vega	12	14.646	0.287	1:02.081	0
21	373	Travisanutto Fabrizio	ITA	Travisanutto Lorenzo	ITA	Tony Kart / Vortex / Vega	12	14.886	0.240	1:02.150	0
22	364	Chiesa Corse	ITA	Elpitiya Bryan	ERA	Zanardi / Parilla / Vega	12	15.525	0.639	1:02.121	0
23	341	Art Grand Prix Srl	ITA	Borrelli Diego	VEN	Art Gp / Tm / Vega	12	15.541	0.016	1:02.126	0
24	317	Team Oakes	GBR	Pull James	SGP	Zanardi / Parilla / Vega	12	18.232	2.691	1:01.532	0
25	334	Gandolfi Ennio Raing	ITA	Raucci Giuliano	BRA	Energy / Tm / Vega	12	20.759	2.527	1:02.281	0
26	329	Ricky Flynn Motorsport	GBR	Fewtrell Max	GBR	Fa Kart / Vortex / Vega	12	20.767	0.008	1:01.820	0
27	343	Mach1 Motorsport	NLD	Hagenaes Nicolai	NOR	Mach1 / Tm / Vega	12	22.685	1.918	1:02.394	0
28	372	Wk Motorsport	POL	Korbela Lukas	POL	Zanardi / Vortex / Vega	12	41.715	19.030	1:02.817	0
29	338	Ward Racing	SWE	Vartanyan Alexander	RUS	Tony Kart / Vortex / Vega	11	1 Lap	1 Lap	1:01.702	0
30	308	Birel Motorsport S.r.l.	ITA	Aubry Gabriel	ERA	Birel / Tm / Vega	9	3 Laps	2 Laps	1:01.756	0
31	360	Art Grand Prix Srl	ITA	Peltola Olli	FIN	Art Gp / Tm / Vega	9	3 Laps	1.176	1:02.052	0
32	305	Zanardi	NLD	Beckmann David	DEU	Zanardi / Bmb / Vega	2	10 Laps	7 Laps	1:02.409	0
33	301	Baby Race Srl	ITA	Lorandi Alessio	ITA	Tony Kart / Vortex / Vega	0	12 Laps	2 Laps		0

Not Classified

361	Art Grand Prix Srl	ITA	Haapalainen Tuomas	FIN	Art Gp / Tm / Vega		DNS				
-----	--------------------	-----	--------------------	-----	--------------------	--	-----	--	--	--	--

Leaders : No.326 Ticktum Daniel (1-2) / No.311 Sitnikov Nikita (3-3) / No.326 Ticktum Daniel (4-5) / No.327 Norris Lando (6-12)

Start Time : 24/03/2013 - 15:04:40

Best Lap : No.335 Sargeant Logan 1:01.409 99,65 Kph

Weather : Sunny Air : 15°C Track : Dry

Event Record : No.326 Ticktum Daniel 1:00.954 100,40 Kph



KFJ **FINAL (F)**
Lap Chart

For information purposes. No official / regulatory value

	1	2	3	4	5	6	7	8	9	10	11	12	13	14	15	16	17	18	19	20	21	22	23	24	25	26	27	28	29	30	31	32	33	34
Grid	326	327	311	330	325	301	335	338	355	304	339	363	305	333	307	334	329	318	306	348	310	323	319	308	364	361	317	328	336	372	373	343	360	341
Start	326	311	325	327	335	330	355	339	305	301	307	338	329	304	306	310	363	333	334	319	318	348	323	364	308	317	336	328	372	373	341	360	343	
Lap 1	326	311	335	325	355	339	305	327	304	310	306	363	333	318	323	348	308	319	328	360	343	341	373	330	372	364	336	307	334	317	329	338		
Interval		0.3	0.4	0.0	0.2	0.0	0.3	0.0	0.6	0.7	0.3	0.2	0.1	0.3	0.7	0.0	0.1	0.1	0.0	1.1	0.6	0.0	0.0	1.4	0.0	0.1	0.9	0.3	2.2	4.1	1.9	2.1		
Lap 2	326	311	325	335	355	327	339	305	304	310	306	333	363	318	323	308	348	328	319	360	341	373	330	343	364	372	336	307	334	317	329	338		
Interval		0.0	0.2	0.1	0.2	0.1	0.1	0.2	0.2	0.7	0.7	0.1	0.0	0.3	0.2	0.5	0.0	0.7	0.4	0.2	1.0	0.4	0.0	1.0	0.1	0.2	0.0	0.1	3.3	3.2	2.1	2.0		
Lap 3	311	326	325	327	335	355	339	304	310	363	333	306	323	318	348	308	328	319	360	330	341	373	364	343	307	336	372	334	317	329	338			
Interval		0.0	0.1	0.3	0.1	0.3	0.3	0.1	0.2	1.1	0.0	0.7	0.2	0.2	0.2	0.0	0.1	0.8	0.3	1.1	0.5	0.1	1.1	0.2	0.1	0.4	0.4	2.3	3.0	2.2	2.2			
Lap 4	326	311	327	335	355	325	304	310	339	363	333	323	306	318	308	328	348	319	360	330	373	341	364	307	336	343	372	334	317	329	338			
Interval		0.0	0.4	0.0	0.5	0.0	0.2	0.4	0.0	0.7	0.3	0.7	0.3	0.0	0.1	0.2	0.4	0.6	0.5	0.4	1.7	0.4	0.4	0.0	0.9	0.4	0.4	2.0	2.3	2.2	2.2			
Lap 5	326	311	327	335	325	355	304	310	339	363	333	323	306	328	308	318	319	348	360	330	373	307	341	364	336	343	372	334	317	329	338			
Interval		0.1	0.1	0.4	0.4	0.3	0.0	0.4	0.1	0.4	0.1	0.8	0.3	0.8	0.4	0.5	0.0	0.0	0.1	0.0	2.3	0.5	0.2	0.0	0.5	1.5	0.4	1.8	1.8	2.0	2.3			
Lap 6	327	311	326	325	304	355	335	363	333	339	323	306	310	328	308	319	348	330	318	360	373	307	364	336	341	343	372	334	317	329	338			
Interval		0.2	0.4	0.4	0.1	0.1	0.3	0.7	0.2	0.3	0.5	0.0	0.2	0.2	0.7	0.8	0.1	0.0	0.7	0.6	1.2	0.0	1.4	0.0	0.2	1.4	1.1	1.2	1.0	2.1	2.2			
Lap 7	327	311	326	325	304	335	355	363	333	339	323	310	328	306	308	330	319	348	318	360	307	373	336	364	341	343	372	334	317	329	338			
Interval		0.4	0.3	0.3	1.3	0.0	0.2	0.1	0.2	0.2	1.4	0.2	0.0	0.5	0.6	0.0	0.4	0.1	0.3	1.1	0.9	0.2	1.1	0.4	0.0	2.2	0.9	0.7	0.1	2.6	2.3			
Lap 8	327	311	326	325	335	304	355	363	333	339	323	328	310	306	330	308	319	348	318	360	307	373	336	364	341	343	317	372	334	329	338			
Interval		0.7	0.1	0.2	1.3	0.2	0.0	0.2	0.2	0.0	1.7	0.0	0.3	0.2	0.6	0.6	0.0	0.4	0.4	0.8	0.3	0.7	0.8	0.6	0.1	2.5	1.5	0.0	0.2	2.1	2.2			
Lap 9	327	326	311	325	335	304	339	328	323	333	310	306	330	363	319	308	348	318	360	307	373	336	364	341	343	317	334	372	338	329	338			
Interval		1.2	0.0	0.2	1.0	0.9	0.2	1.3	0.3	0.2	0.1	0.2	0.0	0.4	0.3	1.2	0.2	0.0	0.3	0.7	0.0	1.1	0.5	1.2	0.1	2.9	0.6	0.7	0.7	0.8	2.0			
Lap 10	327	326	311	325	335	304	339	328	323	330	306	310	333	363	319	318	307	373	336	348	364	341	317	343	334	329	372	338						
Interval		1.5	0.0	0.0	0.9	0.9	0.1	1.4	0.0	1.1	0.6	0.2	0.0	0.1	0.1	0.7	1.9	0.4	1.7	0.1	0.1	0.4	0.0	3.5	0.5	0.4	1.0	0.4	1.5					
Lap 11	327	326	325	311	335	355	304	339	323	330	328	306	310	363	333	319	307	318	336	348	373	364	341	317	343	334	329	372	338					
Interval		1.9	0.1	0.2	0.2	1.3	0.0	2.7	0.2	0.1	0.0	0.7	0.0	0.1	0.2	0.1	2.5	0.1	2.3	0.1	0.2	0.2	0.3	2.8	1.0	0.3	0.7	1.6	0.1					
Lap 12	327	326	311	325	335	304	339	330	328	323	306	310	319	333	363	307	318	336	348	373	364	341	317	334	329	343	372							
Interval		2.8	0.4	0.0	0.0	1.4	0.0	2.2	0.9	0.3	0.0	0.7	0.0	0.1	0.2	0.2	1.4	0.6	2.2	0.2	0.2	0.6	0.0	2.6	2.5	0.0	1.9	19.0						



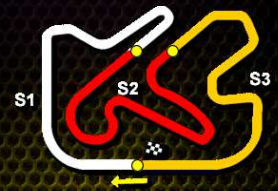
KFJ

FINAL (F)

Lap Time Analysis

For information purposes. No official / regulatory value

Laps	Sector 1	Sector 2	Sector 3	Lap Time	Laps	Sector 1	Sector 2	Sector 3	Lap Time	Laps	Sector 1	Sector 2	Sector 3	Lap Time
No.304 Van Leeuwen Martijn					No.310 De Francesco Devlin					No.318 Valtonen Isac				
1	22.238	22.429	20.114	1:04.781	4	20.092	21.850	19.889	1:01.831	1	23.199	22.530	20.214	1:05.943
2	19.883	22.050	19.988	1:01.921	5	20.633	22.236	20.107	1:02.976	2	20.051	22.111	20.066	1:02.228
3	19.950	22.427	19.946	1:02.323	6	19.919	21.869	19.968	1:01.756	3	19.911	22.886	20.243	1:03.040
4	19.861	22.353	20.008	1:02.222	7	19.992	22.394	20.392	1:02.778	4	19.924	22.006	20.035	1:01.965
5	20.109	22.046	19.850	1:02.005	8	20.608	22.016	19.771	1:02.395	5	20.431	22.857	20.442	1:03.730
6	19.835	22.066	19.891	1:01.792	9	20.785	21.980	19.986	1:02.751	6	20.876	22.025	20.104	1:03.005
7	20.406	22.286	20.003	1:02.695	No.311 Sitnikov Nikita					7	19.941	21.991	19.963	1:01.895
8	19.923	21.988	19.915	1:01.826	1	22.622	22.434	20.226	1:05.282	8	19.938	22.327	20.102	1:02.367
9	20.614	21.846	19.927	1:02.387	2	19.986	21.950	19.976	1:01.912	9	20.110	22.069	20.057	1:02.236
10	19.852	21.776	19.904	1:01.532	3	19.980	21.878	20.039	1:01.897	10	20.729	22.113	20.260	1:03.102
11	19.945	21.823	19.883	1:01.651	4	19.917	22.129	20.296	1:02.342	11	20.022	22.044	20.249	1:02.315
12	20.086	22.298	20.070	1:02.454	5	20.159	21.948	19.970	1:02.077	12	20.002	22.095	20.162	1:02.259
No.305 Beckmann David					No.312 Pull James					No.319 Thompson Parker				
1	21.924	22.392	19.982	1:04.298	6	21.239	22.600	20.176	1:04.015	1	23.838	23.065	20.161	1:07.064
2	20.167	22.268	19.974	1:02.409	7	20.129	22.280	20.196	1:02.605	2	20.365	22.129	20.810	1:03.304
No.306 Mazepin Nikita					8	20.060	21.884	20.023	1:01.967	3	19.945	22.060	20.176	1:02.181
1	22.830	22.699	20.144	1:05.673	9	19.974	21.908	20.022	1:01.904	4	19.948	21.982	20.168	1:02.098
2	20.159	22.124	20.040	1:02.323	10	20.873	21.901	20.148	1:02.922	5	19.855	22.174	20.307	1:02.336
3	20.046	22.930	20.187	1:03.163	11	20.254	21.897	19.913	1:02.064	6	19.904	21.970	20.120	1:01.994
4	20.077	22.272	20.068	1:02.417	12	20.431	22.097	20.183	1:02.711	7	19.901	22.534	19.997	1:02.432
5	19.881	22.041	19.995	1:01.917	No.313 Ahmed Enaam					8	19.955	21.870	20.067	1:01.892
6	19.853	22.084	19.960	1:01.897	1	21.300	22.287	20.271	1:03.858	9	20.280	21.995	20.210	1:02.485
7	20.122	23.144	20.068	1:03.334	2	20.016	22.213	20.178	1:02.407	10	19.927	21.811	20.051	1:01.789
8	19.882	21.903	19.935	1:01.720	3	20.075	21.944	20.033	1:02.052	11	19.951	21.753	19.923	1:01.627
9	19.900	21.876	19.909	1:01.685	4	20.696	21.895	19.985	1:02.576	12	20.020	22.222	20.057	1:02.299
10	20.283	22.086	20.419	1:02.788	5	19.925	21.821	20.021	1:01.767	No.323 Kari Niko				
11	20.047	21.973	20.018	1:02.038	6	20.272	21.944	20.022	1:02.238	1	23.440	22.780	20.329	1:06.549
12	20.272	22.228	20.248	1:02.748	7	19.932	21.818	19.974	1:01.724	2	19.955	21.903	19.932	1:01.790
No.307 Florescu Petru					No.314 Pull James					No.325 Ahmed Enaam				
1	29.909	22.514	20.286	1:12.709	8	19.882	21.900	19.997	1:01.779	3	19.914	22.409	20.165	1:02.488
2	19.904	21.990	20.000	1:01.894	9	20.251	21.881	19.911	1:02.043	4	19.854	21.876	20.108	1:01.838
3	20.309	22.082	20.058	1:02.449	10	19.912	21.848	19.990	1:01.750	5	19.959	21.926	20.031	1:01.916
4	20.067	21.872	20.069	1:02.008	11	20.201	21.918	20.084	1:02.203	6	19.984	22.104	20.048	1:02.136
5	20.041	21.794	20.070	1:01.905	12	20.176	22.111	20.161	1:02.448	7	20.555	22.011	20.018	1:02.584
6	19.955	21.709	19.993	1:01.657	No.317 Pull James					8	19.888	21.912	20.053	1:01.853
7	20.217	21.741	20.030	1:01.988	1	35.315	22.728	20.098	1:18.141	9	20.114	21.812	20.020	1:01.946
8	19.920	21.769	19.942	1:01.631	2	20.049	21.937	20.021	1:02.007	10	20.152	22.206	20.009	1:02.367
9	19.918	21.781	20.074	1:01.773	3	20.080	21.982	20.197	1:02.259	11	19.954	21.961	20.009	1:01.924
10	20.827	21.891	20.018	1:02.736	4	20.066	21.950	19.968	1:01.984	12	20.012	22.842	20.092	1:02.946
11	19.915	21.778	20.009	1:01.702	5	19.989	21.916	20.083	1:01.988	No.325 Ahmed Enaam				
12	19.918	21.830	20.023	1:01.771	6	19.962	21.699	20.080	1:01.741	1	21.567	22.653	19.997	1:04.217
No.308 Aubry Gabriel					No.318 Valtonen Isac					No.325 Ahmed Enaam				
1	23.444	22.927	20.311	1:06.682	7	19.975	21.694	19.863	1:01.532	2	19.866	22.242	20.018	1:02.126
2	20.149	21.941	20.083	1:02.173	8	20.072	21.927	20.122	1:02.121	3	20.050	22.159	19.843	1:02.052
3	20.139	22.247	20.085	1:02.471	9	20.098	21.793	20.008	1:01.899	4	20.768	22.507	20.134	1:03.409
					10	19.982	22.176	20.035	1:02.193	5	20.104	21.794	19.920	1:01.818
					11	19.935	21.921	20.034	1:01.890	6	19.769	22.342	19.930	1:02.041
					12	19.964	22.110	20.121	1:02.195					



KFJ

FINAL (F)

Lap Time Analysis

For information purposes. No official / regulatory value

Laps	Sector 1	Sector 2	Sector 3	Lap Time
7	19.858	21.824	19.859	1:01.541
8	19.784	21.816	19.915	1:01.515
9	19.886	22.019	19.895	1:01.800
10	19.893	21.834	19.875	1:01.602
11	20.062	21.851	19.929	1:01.842
12	20.595	22.091	20.109	1:02.795

No.326 Ticktum Daniel

Laps	Sector 1	Sector 2	Sector 3	Lap Time
1	21.291	22.157	20.110	1:03.558
2	20.296	22.404	20.047	1:02.747
3	20.235	22.002	19.889	1:02.126
4	20.465	21.937	20.054	1:02.456
5	19.867	21.847	19.990	1:01.704
6	20.693	22.111	19.988	1:02.792
7	19.851	21.921	19.930	1:01.702
8	19.806	21.858	19.901	1:01.565
9	19.996	21.827	19.983	1:01.806
10	19.857	21.846	20.030	1:01.733
11	19.822	21.956	20.083	1:01.861
12	20.375	21.980	20.023	1:02.378

No.327 Norris Lando

Laps	Sector 1	Sector 2	Sector 3	Lap Time
1	22.355	22.523	19.978	1:04.856
2	19.981	22.131	19.852	1:01.964
3	19.857	22.274	19.748	1:01.879
4	20.283	22.212	19.911	1:02.406
5	19.961	21.747	19.825	1:01.533
6	19.938	21.960	19.922	1:01.820
7	19.839	21.768	19.892	1:01.499
8	19.804	21.816	19.857	1:01.477
9	19.842	21.754	19.905	1:01.501
10	19.830	21.772	19.868	1:01.470
11	19.793	21.760	19.905	1:01.458
12	19.795	21.779	19.868	1:01.442

No.328 Bale Tom

Laps	Sector 1	Sector 2	Sector 3	Lap Time
1	23.455	23.044	20.087	1:06.586
2	20.459	22.163	20.154	1:02.776
3	19.716	21.969	20.115	1:01.800
4	20.195	21.997	19.722	1:01.914
5	20.305	21.959	20.081	1:02.345
6	19.872	21.823	19.765	1:01.460
7	20.171	22.058	20.124	1:02.353
8	19.925	21.839	19.820	1:01.584
9	19.873	21.909	19.912	1:01.694
10	19.828	21.796	19.808	1:01.432
11	20.488	22.753	20.077	1:03.318
12	19.921	22.817	19.974	1:02.712

No.329 Fewtrell Max

Laps	Sector 1	Sector 2	Sector 3	Lap Time
1	37.899	22.835	20.344	1:21.078
2	20.031	22.114	20.008	1:02.153
3	20.034	22.004	20.349	1:02.387
4	19.924	21.960	20.027	1:01.911
5	19.862	21.928	20.035	1:01.825
6	19.877	21.930	20.085	1:01.892
7	20.027	21.909	20.035	1:01.971
8	19.927	21.892	20.068	1:01.887
9	19.955	21.885	19.980	1:01.820
10	19.988	21.955	20.035	1:01.978
11	19.899	22.013	20.021	1:01.933
12	20.032	22.080	20.476	1:02.588

No.330 Daruvala Jehan

Laps	Sector 1	Sector 2	Sector 3	Lap Time
1	27.925	23.471	20.196	1:11.592
2	19.943	21.910	19.841	1:01.694
3	19.808	22.027	20.055	1:01.890
4	19.857	21.792	19.911	1:01.560
5	19.780	21.791	20.099	1:01.670
6	20.271	21.819	19.866	1:01.956
7	19.908	21.977	19.853	1:01.738
8	19.993	21.785	19.927	1:01.705
9	19.775	21.905	19.814	1:01.494
10	20.147	21.837	20.083	1:02.067
11	19.773	21.843	19.883	1:01.499
12	19.906	22.583	19.953	1:02.442

No.333 Defourny Max

Laps	Sector 1	Sector 2	Sector 3	Lap Time
1	23.165	22.530	20.156	1:05.851
2	20.099	22.051	19.971	1:02.121
3	20.087	22.161	19.999	1:02.247
4	20.025	21.970	20.139	1:02.134
5	19.903	21.906	19.979	1:01.788
6	19.963	22.063	20.035	1:02.061
7	19.963	21.877	19.941	1:01.781
8	19.893	21.926	19.954	1:01.773
9	20.706	22.809	20.344	1:03.859
10	19.953	22.604	20.736	1:03.293
11	20.521	21.941	19.915	1:02.377
12	20.065	22.684	19.969	1:02.718

No.334 Raucci Giuliano

Laps	Sector 1	Sector 2	Sector 3	Lap Time
1	31.313	22.715	20.352	1:14.380
2	20.286	22.398	20.256	1:02.940
3	20.163	22.099	20.188	1:02.450
4	20.169	22.201	20.264	1:02.634
5	20.156	22.200	20.219	1:02.575
6	20.071	22.136	20.303	1:02.510

Laps	Sector 1	Sector 2	Sector 3	Lap Time
7	20.089	22.076	20.241	1:02.406
8	20.396	22.016	20.108	1:02.520
9	20.181	22.119	20.093	1:02.393
10	20.176	22.094	20.219	1:02.489
11	20.099	22.030	20.152	1:02.281
12	20.065	22.223	21.017	1:03.305

No.335 Sargeant Logan

Laps	Sector 1	Sector 2	Sector 3	Lap Time
1	21.427	22.452	20.182	1:04.061
2	19.817	22.590	19.959	1:02.366
3	19.961	22.643	19.799	1:02.403
4	20.092	22.358	19.899	1:02.349
5	20.091	21.880	19.974	1:01.945
6	19.837	23.387	19.926	1:03.150
7	19.968	22.315	19.883	1:02.166
8	19.832	21.859	19.878	1:01.569
9	19.823	21.835	19.856	1:01.514
10	19.820	21.841	19.850	1:01.511
11	19.798	21.778	19.833	1:01.409
12	20.041	22.229	20.039	1:02.309

No.336 Korpivaara Ilmari

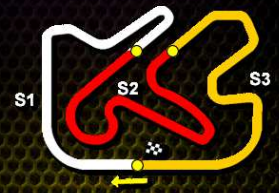
Laps	Sector 1	Sector 2	Sector 3	Lap Time
1	28.362	22.575	20.192	1:11.129
2	20.045	22.092	19.923	1:02.060
3	20.393	22.431	20.311	1:03.135
4	20.034	22.361	20.037	1:02.432
5	19.957	21.953	19.902	1:01.812
6	20.085	22.259	19.942	1:02.286
7	20.097	21.897	19.969	1:01.963
8	19.999	21.927	19.925	1:01.851
9	19.964	21.917	19.941	1:01.822
10	20.927	22.082	19.926	1:02.935
11	20.342	21.984	20.016	1:02.342
12	19.947	22.126	20.032	1:02.105

No.338 Vartanyan Alexander

Laps	Sector 1	Sector 2	Sector 3	Lap Time
1	39.592	23.168	20.518	1:23.278
2	20.086	21.938	20.073	1:02.097
3	20.013	21.842	20.665	1:02.520
4	20.021	21.927	20.013	1:01.961
5	20.038	21.850	20.005	1:01.893
6	19.983	21.815	20.053	1:01.851
7	20.064	21.886	20.052	1:02.002
8	19.987	21.778	20.014	1:01.779
9	19.959	21.776	19.967	1:01.702
10	19.997	21.861	19.994	1:01.852
11	20.021	21.817	19.934	1:01.772

No.339 Atoev Vladimir

Laps	Sector 1	Sector 2	Sector 3	Lap Time
1	21.851	22.420	19.911	1:04.182



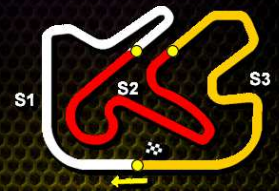
KFJ

FINAL (F)

Lap Time Analysis

For information purposes. No official / regulatory value

Laps	Sector 1	Sector 2	Sector 3	Lap Time	Laps	Sector 1	Sector 2	Sector 3	Lap Time	Laps	Sector 1	Sector 2	Sector 3	Lap Time
2	19.976	22.220	20.320	1:02.516	10	23.778	22.193	19.959	1:05.930	7	20.322	22.014	20.052	1:02.388
3	20.351	22.312	19.955	1:02.618	11	20.434	22.054	19.900	1:02.388	8	19.949	22.007	20.165	1:02.121
4	19.902	22.408	20.532	1:02.842	12	19.940	22.241	20.015	1:02.196	9	20.029	22.076	20.275	1:02.380
5	19.962	22.341	19.865	1:02.168	No.355 Betsch Mick					10	20.123	22.111	20.074	1:02.308
6	20.880	22.147	20.069	1:03.096	1	21.705	22.489	19.983	1:04.177	11	20.335	22.028	20.040	1:02.403
7	19.847	21.888	19.951	1:01.686	2	19.974	22.209	20.172	1:02.355	12	20.185	22.304	20.114	1:02.603
8	19.870	21.792	19.871	1:01.533	3	20.293	22.318	19.843	1:02.454	No.372 Korbela Lukas				
9	20.725	22.458	19.965	1:03.148	4	20.008	22.534	19.984	1:02.526	1	25.488	23.499	20.581	1:09.568
10	19.937	21.778	19.945	1:01.660	5	20.223	22.025	19.939	1:02.187	2	20.192	22.612	20.343	1:03.147
11	20.654	22.192	20.034	1:02.880	6	20.109	22.015	19.889	1:02.013	3	20.871	22.388	20.400	1:03.659
12	19.983	21.881	20.075	1:01.939	7	20.197	22.558	20.038	1:02.793	4	20.180	22.361	20.396	1:02.937
No.341 Borrelli Diego					8	19.839	21.992	19.852	1:01.683	5	20.195	22.229	20.394	1:02.818
1	23.714	23.257	20.938	1:07.909	9	20.179	21.961	19.934	1:02.074	6	20.208	22.518	20.413	1:03.139
2	20.126	22.282	20.259	1:02.667	10	19.875	21.829	19.891	1:01.595	7	20.195	22.254	20.368	1:02.817
3	20.111	22.627	20.255	1:02.993	11	19.889	21.910	19.945	1:01.744	8	20.291	22.391	20.392	1:03.074
4	20.155	22.709	20.292	1:03.156	12	20.076	22.257	20.102	1:02.435	9	20.461	22.620	20.319	1:03.400
5	20.115	22.185	20.382	1:02.682	No.360 Peltola Olli					10	20.214	22.415	20.619	1:03.248
6	20.610	22.503	20.046	1:03.159	1	23.853	22.924	20.355	1:07.132	11	20.258	22.539	20.319	1:03.116
7	20.167	22.039	19.920	1:02.126	2	19.998	22.195	20.151	1:02.344	12	37.973	23.486	20.436	1:21.895
8	20.164	22.004	20.045	1:02.213	3	20.076	22.122	20.045	1:02.243	No.373 Trivanutto Lorenzo				
9	20.170	22.073	20.148	1:02.391	4	19.967	22.094	20.244	1:02.305	1	24.334	23.076	20.651	1:08.061
10	20.154	22.112	19.949	1:02.215	5	19.921	21.930	20.201	1:02.052	2	20.588	22.326	20.121	1:03.035
11	20.466	22.120	20.070	1:02.656	6	21.063	22.235	20.112	1:03.410	3	20.140	22.343	20.220	1:02.703
12	20.066	22.182	20.065	1:02.313	7	20.124	22.091	20.138	1:02.353	4	20.164	22.292	20.120	1:02.576
No.343 Hagenaes Nicolai					8	19.973	22.026	20.133	1:02.132	5	20.061	22.036	20.205	1:02.302
1	23.799	23.061	20.766	1:07.626	9	19.984	22.028	20.102	1:02.114	6	20.066	22.035	20.096	1:02.197
2	21.001	22.302	20.981	1:04.284	No.363 Russo Guillermo					7	20.344	21.906	20.071	1:02.321
3	20.434	22.216	20.385	1:03.035	1	22.788	22.825	20.143	1:05.756	8	20.051	22.017	20.082	1:02.150
4	20.170	23.014	20.328	1:03.512	2	20.391	22.112	19.882	1:02.385	9	20.080	21.968	20.122	1:02.170
5	20.471	22.157	20.248	1:02.876	3	19.924	22.009	20.146	1:02.079	10	21.024	22.077	20.222	1:03.323
6	20.168	22.011	20.281	1:02.460	4	19.914	22.000	19.990	1:01.904	11	20.822	22.024	20.042	1:02.888
7	20.581	22.072	20.278	1:02.931	5	20.008	21.969	19.934	1:01.911	12	20.038	22.106	20.057	1:02.201
8	20.121	22.088	20.361	1:02.570	6	19.992	21.938	20.068	1:01.998	No.364 Elpitiya Bryan				
9	20.481	21.982	20.336	1:02.799	7	19.931	21.819	20.011	1:01.761	1	27.590	22.659	20.176	1:10.425
10	20.304	22.789	20.233	1:03.326	8	19.922	22.027	19.833	1:01.782	2	20.138	22.348	20.197	1:02.683
11	20.120	22.038	20.236	1:02.394	9	22.494	22.816	19.933	1:05.243	3	20.350	22.000	20.255	1:02.605
12	20.124	22.614	22.875	1:05.613	10	20.063	22.012	20.198	1:02.273	4	20.039	22.120	20.176	1:02.335
No.348 Pasma Patrik					11	20.249	21.855	19.914	1:02.018	5	20.251	21.891	20.113	1:02.255
1	23.316	23.053	20.292	1:06.661	12	20.325	22.947	19.979	1:03.251	6	20.350	22.087	20.360	1:02.797
2	20.358	22.072	19.928	1:02.358	No.364 Elpitiya Bryan									
3	20.012	22.217	20.139	1:02.368	1	27.590	22.659	20.176	1:10.425					
4	20.224	22.328	19.972	1:02.524	2	20.138	22.348	20.197	1:02.683					
5	20.133	22.421	20.489	1:03.043	3	20.350	22.000	20.255	1:02.605					
6	20.033	22.066	19.982	1:02.081	4	20.039	22.120	20.176	1:02.335					
7	20.062	22.398	19.929	1:02.389	5	20.251	21.891	20.113	1:02.255					
8	20.106	22.070	20.007	1:02.183	6	20.350	22.087	20.360	1:02.797					
9	20.427	22.086	19.891	1:02.404										



KFJ

FINAL (F)
Starting Grid

Document 46

Subject to scrutineering & sporting investigations

360	Peltola Olli Art Gp / Tm / Vega		17	341	Borrelli Diego Art Gp / Tm / Vega	
373	Travisanutto Lorenzo Tony Kart / Vortex / Vega		16	343	Hagenaes Nicolai Mach1 / Tm / Vega	
336	Korpivaara Ilmari Tony Kart / Vortex / Vega		15	372	Korbela Lukas Zanardi / Vortex / Vega	
317	Pull James Zanardi / Parilla / Vega		14	328	Bale Tom Fa Kart / Vortex / Vega	
364	Elpitiya Bryan Zanardi / Parilla / Vega		13	361	Haapalainen Tuomas Art Gp / Tm / Vega	
319	Thompson Parker Energy / Tm / Vega		12	308	Aubry Gabriel Birel / Tm / Vega	
310	De Francesco Devlin Crg / Bmb / Vega		11	323	Kari Niko Lh / Tm / Vega	
306	Mazepin Nikita Tony Kart / Vortex / Vega		10	348	Pasma Patrik Kosmic / Vortex / Vega	
329	Fewtrell Max Fa Kart / Vortex / Vega		9	318	Valtonen Isac Energy / Tm / Vega	
307	Florescu Petru Zanardi / Parilla / Vega		8	334	Raucci Giuliano Energy / Tm / Vega	
305	Beckmann David Zanardi / Bmb / Vega		7	333	Defourny Max Kosmic / Vortex / Vega	
339	Atoev Vladimir Tony Kart / Vortex / Vega		6	363	Russo Guillermo Fa Kart / Vortex / Vega	
355	Betsch Mick Tony Kart / Vortex / Vega		5	304	Van Leeuwen Martijn Zanardi / Parilla / Vega	
335	Sargeant Logan Tony Kart / Vortex / Vega		4	338	Vartanyan Alexander Tony Kart / Vortex / Vega	
325	Ahmed Enaam Fa Kart / Vortex / Vega		3	301	Lorandi Alessio Tony Kart / Vortex / Vega	
311	Sitnikov Nikita Tony Kart / Bmb / Vega		2	330	Daruvala Jehan Fa Kart / Vortex / Vega	
326	Ticktum Daniel Fa Kart / Vortex / Vega		1	327	Norris Lando Fa Kart / Vortex / Vega	

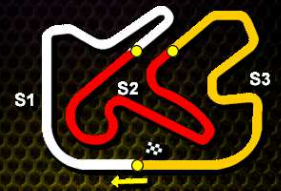
POLE POSITION



Start : 24/03/2013 - 15:05 12 Laps = 20,400 Km

EVENT001 (ESP) - 21/03/2013 - 24/03/2013

ARNELO



















































KFJ

PREPA FINALE

Results

Subject to scrutineering & sporting investigations

Rnk	No.	Driver	Nat	PFA	PFB	Points	Group
1	327	Norris Lando		0	-	0	A
2	326	Ticktum Daniel		-	0	0	B
3	330	Daruvala Jehan		2	-	2	A
4	311	Sitnikov Nikita		-	2	2	B
5	301	Lorandi Alessio		3	-	3	A
6	325	Ahmed Enaam		-	3	3	B
7	338	Vartanyan Alexander		4	-	4	A
8	335	Sargeant Logan		-	4	4	B
9	304	Van Leeuwen Martijn		5	-	5	A
10	355	Betsch Mick		-	5	5	B
11	363	Russo Guillermo		6	-	6	A
12	339	Atoev Vladimir		-	6	6	B
13	333	Defourny Max		7	-	7	A
14	305	Beckmann David		-	7	7	B
15	334	Raucci Giuliano		8	-	8	A
16	307	Florescu Petru		-	8	8	B
17	318	Valtonen Isac		9	-	9	A
18	329	Fewtrell Max		-	9	9	B
19	348	Pasma Patrik		10	-	10	A
20	306	Mazepin Nikita		-	10	10	B
21	323	Kari Niko		11	-	11	A
22	310	De Francesco Devlin		-	11	11	B
23	308	Aubry Gabriel		12	-	12	A
24	319	Thompson Parker		-	12	12	B
25	361	Haapalainen Tuomas		13	-	13	A
26	364	Elpitiya Bryan		-	13	13	B
27	328	Bale Tom		14	-	14	A
28	317	Pull James		-	14	14	B
29	372	Korbela Lukas		15	-	15	A
30	336	Korpivaara Ilmari		-	15	15	B
31	343	Hagenaes Nicolai		16	-	16	A
32	373	Travisanutto Lorenzo		-	16	16	B
33	341	Borrelli Diego		17	-	17	A
34	360	Peltola Olli		-	17	17	B
35	379	Santos Lisard		18	-	18	A
36	331	Stowell Will		-	18	18	B
37	349	Johansson Antti		19	-	19	A
38	322	Shwartzman Robert		-	19	19	B
39	381	Fontecha Laia		20	-	20	A
40	302	Lorandi Leonardo		-	20	20	B
41	321	Xia Yifan		21	-	21	A
42	320	Sette Camara Sergio		-	21	21	B
43	383	Garcia Sanchez Eduardo		22	-	22	A
44	377	Drugovich Felipe		-	22	22	B
45	368	Pulcini Leonardo		23	-	23	A
46	309	Lehouck Arthur		-	23	23	B
47	351	Eriksson Joona		24	-	24	A
48	376	Tonteri Paavo Petter		-	24	24	B



KFJ

PREPA FINALE

Results

Subject to scrutineering & sporting investigations

Rnk	No.	Driver	Nat	PFA	PFB	Points	Group
49	314	Marinescu Alexandra		25	-	25	A
50	356	Sato Marino		-	25	25	B
51	324	Raspatelli Matteo		26	-	26	A
52	382	Ochoa Bruno		-	26	26	B
53	378	Lloveras Xavier		27	-	27	A
54	347	Garcia Marta		-	27	27	B
55	312	Matveev Ivan		28	-	28	A
56	366	Shlom Yan Leon		-	28	28	B
57	380	Machado Alexandre		29	-	29	A
58	370	Sun Yueyang		-	29	29	B
59	371	Pex Stan		-	30	30	A
60	345	Munoz Adrian		31	-	31	B


KFJ
Prefinal B (PFB)
Results
Document 45.1 OFFICIAL

Subject to scrutineering & sporting investigations

Rnk	No.	Entrant	Nat	Driver	Nat	Equipment	Laps	Gap	Interv.	Best Lap	Penalty	Points
1	326	Ricky Flynn Motorsport	GBR	Ticktum Daniel	GBR	Fa Kart / Vortex / Vega	12			1:01.466		0
2	311	Team Komarov	RUS	Sitnikov Nikita	RUS	Tony Kart / Bmb / Vega	12	0.991	0.991	1:01.621		2
3	325	Ricky Flynn Motorsport	GBR	Ahmed Enaam	GBR	Fa Kart / Vortex / Vega	12	1.456	0.465	1:01.458		3
4	335	Ward Racing	SWE	Sargeant Logan	USA	Tony Kart / Vortex / Vega	12	1.997	0.541	1:01.340		4
5	355	Tony Kart Racing Team	ITA	Betsch Mick	DEU	Tony Kart / Vortex / Vega	12	5.456	3.459	1:01.614	+3.000	5
6	339	Ward Racing	SWE	Atoev Vladimir	RUS	Tony Kart / Vortex / Vega	12	5.657	0.201	1:01.822		6
7	305	Zanardi	NLD	Beckmann David	DEU	Zanardi / Bmb / Vega	12	6.122	0.465	1:01.478		7
8	307	Chiesa Corse	ITA	Florescu Petru	ROU	Zanardi / Parilla / Vega	12	6.829	0.707	1:01.574		8
9	329	Ricky Flynn Motorsport	GBR	Fewtrell Max	GBR	Fa Kart / Vortex / Vega	12	7.126	0.297	1:01.611		9
10	306	Tony Kart Racing Team	ITA	Mazepin Nikita	RUS	Tony Kart / Vortex / Vega	12	8.647	1.521	1:01.932		10
11	310	Dfr	USA	De Francesco Devlin	USA	Crg / Bmb / Vega	12	10.816	2.169	1:01.563		11
12	319	Energy Corse Srl	ITA	Thompson Parker	CAN	Energy / Tm / Vega	12	11.141	0.325	1:01.639		12
13	364	Chiesa Corse	ITA	Elpitiya Bryan	FRA	Zanardi / Parilla / Vega	12	11.302	0.161	1:01.920		13
14	317	Team Oakes	GBR	Pull James	SGP	Zanardi / Parilla / Vega	12	11.402	0.100	1:01.721		14
15	336	Ward Racing	SWE	Korpivaara Ilmari	FIN	Tony Kart / Vortex / Vega	12	11.892	0.490	1:01.805		15
16	373	Travisanutto Fabrizio	ITA	Travisanutto Lorenzo	ITA	Tony Kart / Vortex / Vega	12	12.289	0.397	1:01.964		16
17	360	Art Grand Prix Srl	ITA	Peltola Olli	FIN	Art Gp / Tm / Vega	12	14.600	2.311	1:01.942		17

Not Qualified

18	331	Piers Sexton Racing	GBR	Stowell Will	GBR	Zanardi / Tm / Vega	12	14.668	0.068	1:02.061		18
19	322	Forza Racing	GBR	Shwartzman Robert	RUS	Crg / Tm / Vega	12	14.923	0.255	1:02.113		19
20	302	Baby Race Srl	ITA	Lorandi Leonardo	ITA	Tony Kart / Vortex / Vega	12	17.445	2.522	1:01.615		20
21	320	Art Grand Prix Srl	ITA	Sette Camara Sergio	BRA	Art Gp / Tm / Vega	12	18.692	1.247	1:02.347		21
22	377	Art Grand Prix Srl	ITA	Drugovich Felipe	BRA	Art Gp / Tm / Vega	12	19.432	0.740	1:02.580		22
23	309	Lenzokart	ITA	Lehouck Arthur	FRA	Lenzo / Lke / Vega	12	24.674	5.242	1:02.214		23
24	376	Art Grand Prix Srl	ITA	Tonteri Paavo Petter	FIN	Art Gp / Tm / Vega	12	24.742	0.068	1:02.434		24
25	356	Praga Kart Racing	ITA	Sato Marino	JPN	Praga / Parilla / Vega	12	32.599	7.857	1:02.661		25
26	382	Av Racer	ESP	Ochoa Bruno	ESP	Zanardi / Bmb / Vega	12	42.481	9.882	1:02.759		26
27	347	M2 Racing Karts	ESP	Garcia Marta	ESP	Crg / Vortex / Vega	12	51.875	9.394	1:02.557		27
28	366	Shlom Vadim	RUS	Shlom Yan Leon	RUS	Pcr / Parilla / Vega	3	9 Laps	9 Laps	1:06.124		28
29	370	Chiesa Corse	ITA	Sun Yueyang	CHN	Zanardi / Parilla / Vega	1	11 Laps	2 Laps	1:06.757		29
30	371	Crg Holland	NLD	Pex Stan	NLD	Crg / Tm / Vega	0	12 Laps	1 Lap			30

Leaders : No.326 Ticktum Daniel (1-12)

Start Time : 24/03/2013 - 12:35:54

Best Lap : No.335 Sargeant Logan 1:01.340 99,77 Kph

Weather : Sunny Air : 15°C Track : Dry

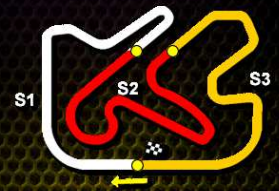
Event Record : No.326 Ticktum Daniel 1:00.954 100,40 Kph



KFJ Prefinal B (PFB)
Lap Chart

For information purposes. No official / regulatory value

	1	2	3	4	5	6	7	8	9	10	11	12	13	14	15	16	17	18	19	20	21	22	23	24	25	26	27	28	29	30
Grid	326	355	311	325	339	329	319	364	306	307	360	335	317	302	305	310	373	336	356	320	347	371	370	376	331	309	377	366	382	322
Start	326	355	311	325	329	339	319	364	306	307	360	317	305	335	373	302	356	310	347	370	336	331	320	371	377	376	309	382	366	322
Lap 1 Interval	326	311 0.2	355 0.3	325 0.1	329 0.5	339 0.3	319 0.1	364 0.2	306 0.4	307 0.4	360 0.1	335 0.3	317 0.2	302 0.0	305 0.3	310 0.0	373 0.3	336 0.0	356 0.4	320 0.0	347 0.1	371 0.2	370 0.1	376 0.8	331 1.5	309 0.1	377 11.7	366 9.0	382 9.0	322
Lap 2	326	311 0.0	355 0.7	325 0.0	329 0.5	339 0.2	319 0.4	364 0.4	306 1.1	307 0.7	360 0.1	335 0.4	317 0.0	302 0.0	305 0.3	310 0.1	373 0.3	336 0.2	356 0.6	320 0.3	347 0.2	371 0.1	370 0.0	376 0.5	331 3.4	309 8.9	377 9.4	366 9.8	382	347
Lap 3	326	311 0.1	355 0.7	325 0.0	329 0.9	339 0.0	319 0.3	364 0.6	306 1.1	307 0.2	360 0.5	335 0.5	317 0.3	302 0.4	305 0.2	310 0.0	373 0.4	336 0.8	356 0.0	320 0.2	347 0.9	371 0.1	370 5.3	376 0.5	331 6.9	309 9.3	377 10.2	366 3.5	382	347
Lap 4	326	311 0.1	325 0.8	355 0.2	335 0.9	329 0.2	339 0.2	306 0.4	305 0.9	307 0.7	360 0.1	364 0.1	307 0.1	373 0.8	319 0.3	317 0.3	322 0.6	310 0.4	331 0.5	336 0.0	320 1.3	377 0.2	302 4.5	376 1.1	309 1.2	356 5.8	382 9.4	347 10.2		
Lap 5	326	311 0.1	325 0.9	355 0.4	335 0.6	339 1.0	306 0.2	329 0.1	305 0.6	307 0.9	360 0.2	364 0.1	373 0.6	319 0.1	317 0.6	322 0.8	310 0.0	336 0.8	331 0.1	320 1.6	377 0.1	302 4.2	376 1.5	309 1.1	356 6.1	382 9.2	347 10.5			
Lap 6	326	311 0.1	325 1.0	355 0.2	335 0.4	339 1.6	306 0.2	329 0.1	305 0.4	307 1.0	360 0.7	364 0.0	373 0.5	319 0.3	317 0.1	310 1.0	322 0.6	336 0.1	331 0.4	320 2.2	377 0.2	302 3.3	376 2.1	309 0.7	356 6.5	382 9.4	347 10.6			
Lap 7	326	311 0.3	325 1.1	355 0.1	335 0.1	339 2.2	306 0.5	329 0.0	305 0.1	307 0.9	360 1.1	364 0.0	373 0.0	319 0.2	317 0.3	373 0.8	310 1.3	336 0.6	331 0.2	320 2.1	377 0.1	302 2.9	376 2.4	309 0.7	356 6.7	382 9.7	347 10.3			
Lap 8	326	311 0.4	325 1.0	335 0.2	355 0.2	339 2.4	305 1.2	329 0.5	306 0.0	307 0.1	360 1.2	364 0.6	317 0.0	319 0.2	373 0.1	310 1.8	336 0.5	331 0.4	322 2.5	320 0.0	377 2.2	302 3.3	376 3.3	309 0.2	356 7.2	382 9.7	347 10.4			
Lap 9	326	311 0.5	325 0.9	335 0.2	355 0.3	339 2.5	305 1.2	329 0.4	307 0.1	306 0.5	360 1.1	364 0.3	317 0.7	319 0.1	373 0.3	360 0.1	336 0.7	331 1.1	322 0.2	377 3.2	320 0.0	302 1.0	376 4.3	309 0.1	356 7.3	382 9.9	347 10.1			
Lap 10	326	311 0.7	325 0.7	335 0.1	355 0.6	339 2.7	305 0.9	329 0.6	307 0.2	306 0.5	360 1.4	364 0.1	317 0.8	319 0.2	360 0.6	373 0.1	336 0.1	373 1.5	331 0.2	322 3.8	302 0.0	320 0.2	377 5.0	376 0.0	309 7.7	356 9.8	382 9.9			
Lap 11	326	311 0.8	325 0.6	335 0.2	355 0.5	339 2.9	305 0.6	329 0.7	307 0.2	306 0.9	360 1.4	364 0.0	317 0.4	319 0.3	360 0.9	373 0.3	336 0.3	373 1.3	331 0.3	322 0.3	302 3.3	320 0.8	377 0.5	376 4.9	309 0.2	356 7.7	382 10.0	347 9.5		
Lap 12	326	311 0.9	325 0.4	335 0.5	355 0.4	339 3.2	305 0.4	329 0.7	307 0.2	306 1.5	360 2.1	364 0.3	317 0.1	319 0.1	336 0.4	373 0.3	360 2.3	331 0.0	322 0.2	302 2.5	320 1.2	377 0.7	309 5.2	376 0.0	356 7.8	382 9.8	347 9.3			



KFJ

Prefinal B (PFB)

Lap Time Analysis

For information purposes. No official / regulatory value

Laps	Sector 1	Sector 2	Sector 3	Lap Time	Laps	Sector 1	Sector 2	Sector 3	Lap Time	Laps	Sector 1	Sector 2	Sector 3	Lap Time
No.302 Lorandi Leonardo					No.309 Lehouck Arthur					No.317 Pull James				
1	23.388	23.330	20.210	1:06.928	7	20.011	21.923	19.989	1:01.923	1	23.232	23.247	20.292	1:06.771
2	20.340	22.726	21.263	1:04.329	8	19.858	22.111	20.140	1:02.109	2	20.239	23.232	20.627	1:04.098
3	26.900	23.332	20.148	1:10.380	9	20.164	21.834	19.867	1:01.865	3	20.988	22.295	20.063	1:03.346
4	20.175	22.144	19.971	1:02.290	10	19.831	21.984	19.867	1:01.682	4	20.122	22.266	20.020	1:02.408
5	20.041	22.274	20.105	1:02.420	11	19.896	21.727	19.951	1:01.574	5	20.185	21.939	19.974	1:02.098
6	19.923	21.920	20.057	1:01.900	12	19.839	21.823	19.926	1:01.588	6	20.047	21.855	19.910	1:01.812
7	20.185	21.923	20.140	1:02.248	1	23.702	22.968	20.763	1:07.433	7	19.916	21.854	19.951	1:01.721
8	20.010	21.832	20.132	1:01.974	2	20.263	22.371	20.281	1:02.915	8	20.192	22.330	19.987	1:02.509
9	19.873	22.015	19.918	1:01.806	3	20.133	22.498	20.169	1:02.800	9	20.016	21.898	20.002	1:01.916
10	19.875	21.850	19.959	1:01.684	4	29.680	22.720	20.264	1:12.664	10	19.955	21.922	20.038	1:01.915
11	19.863	21.848	19.904	1:01.615	5	20.199	22.096	20.330	1:02.625	11	19.977	21.987	20.046	1:02.010
12	19.845	22.057	20.149	1:02.051	6	20.029	21.978	20.207	1:02.214	12	20.595	22.920	19.943	1:03.458
No.305 Beckmann David					No.310 De Francesco Devlin					No.319 Thompson Parker				
1	23.043	23.027	20.314	1:06.384	1	27.860	22.565	20.189	1:10.614	1	23.165	23.990	20.295	1:07.450
2	20.078	23.476	20.201	1:03.755	2	20.112	22.111	20.042	1:02.265	2	20.604	23.126	20.471	1:04.201
3	20.066	21.891	19.921	1:01.878	3	20.147	21.924	20.241	1:02.312	3	20.197	22.378	20.105	1:02.680
4	19.951	21.981	19.923	1:01.855	4	19.964	21.986	19.991	1:01.941	4	20.049	22.139	20.097	1:02.285
5	20.084	21.956	20.025	1:02.065	5	19.987	21.816	20.188	1:01.991	5	19.944	21.962	19.973	1:01.879
6	19.980	21.824	19.913	1:01.717	6	20.160	21.879	19.924	1:01.963	6	19.970	21.897	20.060	1:01.927
7	19.856	22.049	19.956	1:01.861	7	19.929	21.902	19.990	1:01.821	7	19.912	21.920	20.147	1:01.979
8	20.311	22.242	20.008	1:02.561	8	19.956	21.883	19.924	1:01.763	8	20.729	22.243	19.983	1:02.955
9	20.032	21.881	19.921	1:01.834	9	20.388	22.082	19.958	1:02.428	9	20.401	21.968	20.125	1:02.494
10	19.898	21.776	19.992	1:01.666	10	19.974	21.988	19.985	1:01.947	10	20.237	22.100	20.020	1:02.357
11	19.809	21.793	19.876	1:01.478	11	19.873	21.768	19.922	1:01.563	11	19.880	21.808	19.951	1:01.639
12	19.927	21.836	19.893	1:01.656	12	20.155	22.082	20.087	1:02.324	12	19.949	22.403	19.988	1:02.340
No.306 Mazepin Nikita					No.311 Sitnikov Nikita					No.320 Sette Camara Sergio				
1	21.989	22.814	20.565	1:05.368	1	21.591	22.510	20.272	1:04.373	1	22.785	23.582	20.569	1:06.936
2	20.518	22.617	20.083	1:03.218	2	20.129	22.016	20.031	1:02.176	2	22.783	23.209	20.287	1:06.279
3	20.137	22.138	20.112	1:02.387	3	20.055	21.991	20.051	1:02.097	3	20.281	22.311	20.223	1:02.815
4	20.067	22.101	20.104	1:02.272	4	19.985	22.027	20.025	1:02.037	4	20.214	22.231	20.360	1:02.805
5	19.997	22.198	20.029	1:02.224	5	19.939	21.890	20.042	1:01.871	5	20.167	22.223	20.405	1:02.795
6	19.947	21.999	20.001	1:01.947	6	19.925	21.758	20.022	1:01.705	6	20.133	22.191	20.383	1:02.707
7	20.146	22.128	20.036	1:02.310	7	19.874	21.778	20.057	1:01.709	7	20.166	22.182	20.433	1:02.781
8	20.671	22.315	20.194	1:03.180	8	19.911	21.816	19.988	1:01.715	8	20.213	22.125	20.338	1:02.676
9	20.349	22.154	20.028	1:02.531	9	19.869	21.801	19.998	1:01.668	9	20.470	22.425	20.202	1:03.097
10	19.943	22.012	19.977	1:01.932	10	19.937	21.829	19.984	1:01.750	10	20.271	22.193	20.386	1:02.850
11	19.952	22.049	19.994	1:01.995	11	19.842	21.759	20.020	1:01.621	11	20.052	22.063	20.232	1:02.347
12	19.996	22.148	20.035	1:02.179	12	19.817	21.736	20.080	1:01.633	12	20.105	22.136	20.248	1:02.489
No.307 Florescu Petru					No.322 Shwartzman Robert									
1	24.024	23.325	20.512	1:07.861	1	22.811	22.915	20.723	1:06.449					
2	20.260	22.314	20.542	1:03.116	2	21.521	22.202	20.118	1:03.841					
3	20.221	22.005	20.072	1:02.298	3	20.288	22.040	20.162	1:02.490					
4	19.984	21.920	19.937	1:01.841	4	20.443	22.035	20.157	1:02.635					
5	19.990	21.939	19.995	1:01.924	5	20.088	21.966	20.318	1:02.372					
6	19.865	21.845	20.080	1:01.790	6	20.314	22.171	20.147	1:02.632					



KFJ

Prefinal B (PFB)

Lap Time Analysis

For information purposes. No official / regulatory value

Laps	Sector 1	Sector 2	Sector 3	Lap Time
7	20.595	22.749	20.145	1:03.489
8	20.098	22.147	20.074	1:02.319
9	20.083	21.994	20.214	1:02.291
10	20.076	21.992	20.145	1:02.213
11	20.064	21.903	20.146	1:02.113
12	20.103	21.965	20.856	1:02.924

No.325 Ahmed Enaam				
Laps	Sector 1	Sector 2	Sector 3	Lap Time
1	21.866	22.828	20.114	1:04.808
2	20.182	22.257	20.003	1:02.442
3	20.126	22.005	19.997	1:02.128
4	20.099	22.015	19.969	1:02.083
5	19.970	22.029	19.947	1:01.946
6	19.946	21.955	19.918	1:01.819
7	19.910	21.937	19.973	1:01.820
8	19.870	21.839	19.872	1:01.581
9	19.891	21.861	19.864	1:01.616
10	19.848	21.786	19.897	1:01.531
11	19.815	21.844	19.861	1:01.520
12	19.817	21.762	19.879	1:01.458

No.326 Ticktum Daniel				
Laps	Sector 1	Sector 2	Sector 3	Lap Time
1	21.502	22.521	20.135	1:04.158
2	20.185	22.081	20.099	1:02.365
3	19.962	21.984	20.075	1:02.021
4	19.962	22.018	20.057	1:02.037
5	19.903	21.942	20.012	1:01.857
6	19.898	21.798	20.002	1:01.698
7	19.844	21.802	19.949	1:01.595
8	19.804	21.806	19.982	1:01.592
9	19.824	21.762	19.924	1:01.510
10	19.852	21.813	19.942	1:01.607
11	19.797	21.755	19.914	1:01.466
12	19.825	21.732	19.970	1:01.527

No.329 Fewtrell Max				
Laps	Sector 1	Sector 2	Sector 3	Lap Time
1	22.231	22.774	20.328	1:05.333
2	20.193	22.233	19.993	1:02.419
3	20.558	22.399	19.994	1:02.951
4	20.001	22.254	19.928	1:02.183
5	20.622	22.428	19.982	1:03.032
6	20.174	21.931	19.858	1:01.963
7	19.912	22.511	19.968	1:02.391
8	20.277	22.578	20.096	1:02.951
9	19.957	22.040	19.801	1:01.798
10	19.953	22.314	19.849	1:02.116
11	19.857	21.897	19.858	1:01.612
12	19.867	21.949	19.795	1:01.611

No.331 Stowell Will				
Laps	Sector 1	Sector 2	Sector 3	Lap Time
1	24.196	23.168	20.606	1:07.970
2	21.389	22.487	20.225	1:04.101
3	20.171	22.176	20.281	1:02.628
4	20.099	22.588	20.110	1:02.797
5	20.285	22.175	20.068	1:02.528
6	20.012	22.044	20.104	1:02.160
7	20.048	22.378	20.166	1:02.592
8	19.986	22.081	20.083	1:02.150
9	20.112	22.174	20.139	1:02.425
10	20.039	22.097	20.097	1:02.233
11	20.011	21.963	20.087	1:02.061
12	20.041	22.134	20.805	1:02.980

No.335 Sargeant Logan				
Laps	Sector 1	Sector 2	Sector 3	Lap Time
1	22.859	22.836	19.996	1:05.691
2	19.914	22.288	19.847	1:02.049
3	19.968	21.995	19.868	1:01.831
4	20.284	22.025	19.989	1:02.298
5	19.834	22.044	19.915	1:01.793
6	19.840	21.784	19.847	1:01.471
7	19.790	21.749	19.801	1:01.340
8	19.861	21.884	19.868	1:01.613
9	19.804	21.823	19.981	1:01.608
10	19.786	21.781	19.829	1:01.396
11	19.784	21.967	19.877	1:01.628
12	19.803	22.014	19.931	1:01.748

No.336 Korpivaara Ilmari				
Laps	Sector 1	Sector 2	Sector 3	Lap Time
1	24.608	23.377	20.180	1:08.165
2	21.530	22.696	20.115	1:04.341
3	20.063	22.160	20.092	1:02.315
4	20.410	22.306	20.071	1:02.787
5	20.119	22.177	19.986	1:02.282
6	19.900	22.010	19.958	1:01.868
7	20.035	22.224	20.174	1:02.433
8	20.059	22.141	20.032	1:02.232
9	19.982	21.984	19.895	1:01.861
10	19.959	21.962	19.884	1:01.805
11	19.892	22.135	19.903	1:01.930
12	19.857	22.027	19.990	1:01.874

No.339 Atoev Vladimir				
Laps	Sector 1	Sector 2	Sector 3	Lap Time
1	22.741	22.667	20.413	1:05.821
2	20.110	22.101	19.982	1:02.193
3	20.156	22.036	20.092	1:02.284
4	20.312	22.485	20.016	1:02.813
5	20.253	22.063	20.094	1:02.410
6	19.966	21.987	20.075	1:02.028

Laps	Sector 1	Sector 2	Sector 3	Lap Time
7	19.916	21.870	20.132	1:01.918
8	20.002	21.896	20.102	1:02.000
9	19.931	21.894	20.047	1:01.872
10	19.929	21.904	20.063	1:01.896
11	19.904	21.886	20.039	1:01.829
12	19.862	21.920	20.040	1:01.822

No.347 Garcia Marta				
Laps	Sector 1	Sector 2	Sector 3	Lap Time
1	56.821	23.176	20.577	1:40.574
2	20.852	23.184	20.567	1:04.603
3	20.567	22.434	20.407	1:03.408
4	20.375	22.408	20.354	1:03.137
5	20.533	22.197	20.383	1:03.113
6	20.278	22.351	20.381	1:03.010
7	20.272	22.138	20.306	1:02.716
8	20.418	22.078	20.393	1:02.889
9	20.184	22.143	20.311	1:02.638
10	20.274	22.177	20.285	1:02.736
11	20.252	22.037	20.296	1:02.585
12	20.221	22.084	20.252	1:02.557

No.355 Betsch Mick				
Laps	Sector 1	Sector 2	Sector 3	Lap Time
1	22.085	22.546	20.107	1:04.738
2	20.153	22.312	20.054	1:02.519
3	20.032	22.023	20.077	1:02.132
4	20.271	22.155	19.986	1:02.412
5	20.065	22.095	19.933	1:02.093
6	19.902	21.888	19.904	1:01.694
7	19.897	21.862	19.904	1:01.663
8	20.123	21.965	19.858	1:01.946
9	19.957	21.879	19.931	1:01.767
10	19.909	21.886	19.835	1:01.630
11	19.857	21.857	19.900	1:01.614
12	19.901	21.838	19.877	1:01.616

No.356 Sato Marino				
Laps	Sector 1	Sector 2	Sector 3	Lap Time
1	39.185	22.815	20.542	1:22.542
2	20.369	22.350	20.611	1:03.330
3	20.271	22.507	20.448	1:03.226
4	20.196	22.387	20.436	1:03.019
5	20.215	22.348	20.409	1:02.972
6	20.156	22.188	20.317	1:02.661
7	20.134	22.207	20.393	1:02.734
8	20.224	22.212	20.375	1:02.811
9	20.105	22.269	20.332	1:02.706
10	20.217	22.436	20.428	1:03.081
11	20.181	22.169	20.369	1:02.719
12	20.219	22.303	20.411	1:02.933

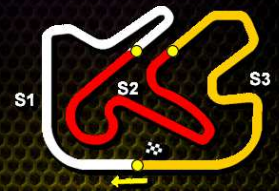


KFJ

Prefinal B (PFB)
Lap Time Analysis

For information purposes. No official / regulatory value

Laps	Sector 1	Sector 2	Sector 3	Lap Time	Laps	Sector 1	Sector 2	Sector 3	Lap Time
No.360 Peltola Olli					No.376 Tonteri Paavo Petter				
1	22.749	22.593	20.189	1:05.531	1	23.146	23.514	20.699	1:07.359
2	20.187	23.607	20.233	1:04.027	2	20.247	22.619	20.801	1:03.667
3	20.099	22.168	20.096	1:02.363	3	26.499	23.809	20.363	1:10.671
4	20.154	22.579	20.120	1:02.853	4	20.162	22.333	20.419	1:02.914
5	20.084	22.088	20.301	1:02.473	5	20.093	22.282	20.385	1:02.760
6	20.280	22.133	19.948	1:02.361	6	20.092	22.163	20.304	1:02.559
7	20.010	22.006	20.400	1:02.416	7	20.016	22.207	20.304	1:02.527
8	20.278	22.406	20.070	1:02.754	8	20.104	22.352	20.427	1:02.883
9	21.090	22.388	19.969	1:03.447	9	20.171	22.273	20.317	1:02.761
10	20.014	22.238	20.030	1:02.282	10	20.110	22.360	20.300	1:02.770
11	19.935	21.985	20.022	1:01.942	11	20.033	22.130	20.271	1:02.434
12	19.977	22.575	22.336	1:04.888	12	20.027	22.808	20.295	1:03.130
No.364 Elpitiya Bryan					No.377 Drugovich Felipe				
1	23.219	23.181	20.281	1:06.681	1	24.066	24.138	20.509	1:08.713
2	20.333	23.467	20.274	1:04.074	2	20.715	22.824	20.171	1:03.710
3	20.092	21.934	20.178	1:02.204	3	20.574	22.544	20.167	1:03.285
4	20.073	22.126	20.084	1:02.283	4	20.512	22.409	20.287	1:03.208
5	20.097	22.217	20.132	1:02.446	5	20.182	22.311	20.203	1:02.696
6	20.033	22.009	20.097	1:02.139	6	20.258	22.306	20.245	1:02.809
7	20.150	22.020	20.228	1:02.398	7	20.188	22.250	20.254	1:02.692
8	19.969	22.095	20.143	1:02.207	8	20.161	22.243	20.194	1:02.598
9	20.025	22.136	20.142	1:02.303	9	20.410	22.294	20.253	1:02.957
10	20.013	22.348	20.028	1:02.389	10	20.497	22.250	20.432	1:03.179
11	19.965	21.958	19.997	1:01.920	11	20.133	22.278	20.169	1:02.580
12	20.516	22.772	19.994	1:03.282	12	20.137	22.234	20.353	1:02.724
No.366 Shlom Yan Leon					No.382 Ochoa Bruno				
1	23.867	23.745	22.004	1:09.616	1	23.625	23.161	44.116	1:30.902
2	21.869	22.718	21.537	1:06.124	2	20.872	22.378	20.518	1:03.768
3 IN	24.536	27.772	43.018	1:35.326	3	20.384	22.272	20.411	1:03.067
No.370 Sun Yueyang					No.382 Ochoa Bruno				
1	23.064	23.183	20.510	1:06.757	4	20.279	22.397	20.489	1:03.165
					5	20.285	22.106	20.396	1:02.787
					6	20.178	22.267	20.445	1:02.890
					7	20.325	22.219	20.432	1:02.976
					8	20.316	22.100	20.373	1:02.789
					9	20.312	22.311	20.355	1:02.978
					10	20.323	22.203	20.445	1:02.971
					11	20.336	22.142	20.423	1:02.901
					12	20.451	22.054	20.254	1:02.759
No.373 Trivisanutto Lorenzo									
1	23.025	23.187	20.358	1:06.570					
2	20.380	22.916	20.522	1:03.818					
3	20.424	22.191	20.079	1:02.694					
4	20.061	22.203	20.073	1:02.337					
5	19.984	22.075	20.052	1:02.111					
6	20.300	22.018	20.061	1:02.379					
7	20.170	22.030	20.007	1:02.207					
8	19.961	22.596	19.976	1:02.533					
9	20.426	22.435	20.047	1:02.908					
10	20.230	22.295	20.061	1:02.586					
11	19.914	22.484	19.995	1:02.393					
12	19.917	22.034	20.013	1:01.964					



KFJ

Prefinal B (PFB)

Document 43

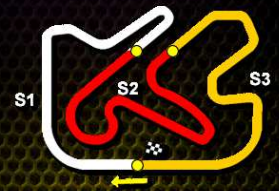
Starting Grid

Subject to scrutineering & sporting investigations

382	Ochoa Bruno Zanardi / Bmb / Vega		15	322	Shwartzman Robert Crg / Tm / Vega	
377	Drugovich Felipe Art Gp / Tm / Vega		14	366	Shlom Yan Leon Pcr / Parilla / Vega	
331	Stowell Will Zanardi / Tm / Vega		13	309	Lehouck Arthur Lenzo / Lke / Vega	
370	Sun Yueyang Zanardi / Parilla / Vega		12	376	Tonteri Paavo Petter Art Gp / Tm / Vega	
347	Garcia Marta Crg / Vortex / Vega		11	371	Pex Stan Crg / Tm / Vega	
356	Sato Marino Praga / Parilla / Vega		10	320	Sette Camara Sergio Art Gp / Tm / Vega	
373	Travisanutto Lorenzo Tony Kart / Vortex / Vega		9	336	Korpivaara Ilmari Tony Kart / Vortex / Vega	
305	Beckmann David Zanardi / Bmb / Vega		8	310	De Francesco Devlin Crg / Bmb / Vega	
317	Pull James Zanardi / Parilla / Vega		7	302	Lorandi Leonardo Tony Kart / Vortex / Vega	
360	Peltola Olli Art Gp / Tm / Vega		6	335	Sargeant Logan Tony Kart / Vortex / Vega	
306	Mazepin Nikita Tony Kart / Vortex / Vega		5	307	Florescu Petru Zanardi / Parilla / Vega	
319	Thompson Parker Energy / Tm / Vega		4	364	Elpitiya Bryan Zanardi / Parilla / Vega	
339	Atoev Vladimir Tony Kart / Vortex / Vega		3	329	Fewtrell Max Fa Kart / Vortex / Vega	
311	Sitnikov Nikita Tony Kart / Bmb / Vega		2	325	Ahmed Enaam Fa Kart / Vortex / Vega	
326	Ticktum Daniel Fa Kart / Vortex / Vega		1	355	Betsch Mick Tony Kart / Vortex / Vega	

POLE POSITION





KFJ

Prefinal A (PFA)

Results

Document 44.2 OFFICIAL

Subject to scrutineering & sporting investigations

Rnk	No.	Entrant	Nat	Driver	Nat	Equipment	Laps	Gap	Interv.	Best Lap	Penalty	Points
1	327	Ricky Flynn Motorsport		Norris Lando		Fa Kart / Vortex / Vega	12			1:01.587		0
2	330	Ricky Flynn Motorsport		Daruvala Jehan		Fa Kart / Vortex / Vega	12	1.719	1.719	1:01.642		2
3	301	Baby Race Srl		Lorandi Alessio		Tony Kart / Vortex / Vega	12	2.277	0.558	1:01.633		3
4	338	Ward Racing		Vartanyan Alexander		Tony Kart / Vortex / Vega	12	3.471	1.194	1:01.653		4
5	304	Keijzer Racing		Van Leeuwen Martijn		Zanardi / Parilla / Vega	12	3.517	0.046	1:01.641		5
6	363	Genikart		Russo Guillermo		Fa Kart / Vortex / Vega	12	3.602	0.085	1:01.750		6
7	333	Defourny Didier		Defourny Max		Kosmic / Vortex / Vega	12	6.190	2.588	1:02.044		7
8	334	Gandolfi Ennio Raing		Raucci Giuliano		Energy / Tm / Vega	12	10.161	3.971	1:02.163		8
9	318	Energy Corse Srl		Valtonen Isac		Energy / Tm / Vega	12	10.265	0.104	1:02.157		9
10	348	Kohtala Sports		Pasma Patrik		Kosmic / Vortex / Vega	12	14.316	4.051	1:02.029		10
11	323	Lh Racing Team		Kari Niko		Lh / Tm / Vega	12	14.525	0.209	1:01.964		11
12	308	Birel Motorsport S.r.l.		Aubry Gabriel		Birel / Tm / Vega	12	15.303	0.778	1:02.580		12
13	361	Art Grand Prix Srl		Haapalainen Tuomas		Art Gp / Tm / Vega	12	15.452	0.149	1:02.402		13
14	328	Ricky Flynn Motorsport		Bale Tom		Fa Kart / Vortex / Vega	12	15.913	0.461	1:01.335		14
15	372	Wk Motorsport		Korbela Lukas		Zanardi / Vortex / Vega	12	17.223	1.310	1:02.640		15
16	343	Mach1 Motorsport		Hagenaes Nicolai		Mach1 / Tm / Vega	12	18.677	1.454	1:02.085	+3.000	16
17	341	Art Grand Prix Srl		Borrelli Diego		Art Gp / Tm / Vega	12	21.261	2.584	1:02.571		17

Not Qualified

18	379	M2 Racing Karts		Santos Lisard		Crg / Vortex / Vega	12	22.300	1.039	1:02.623		18
19	349	Kohtala Sports		Johansson Antti		Kosmic / Vortex / Vega	12	22.441	0.141	1:02.313		19
20	381	Av Racer		Fontecha Laia		Zanardi / Bmb / Vega	12	22.450	0.009	1:02.092		20
21	321	Art Grand Prix Srl		Xia Yifan		Art Gp / Tm / Vega	12	23.326	0.876	1:02.723		21
22	383	Garcia Eduardo		Garcia Sanchez Eduardo		Fa Kart / Vortex / Vega	12	25.128	1.802	1:02.752		22
23	368	Morsicani Racing S.a.s		Pulcini Leonardo		Tony Kart / Vortex / Vega	12	25.201	0.073	1:02.099		23
24	351	Kohtala Sports		Eriksson Joonas		Kosmic / Vortex / Vega	12	27.822	2.621	1:02.491		24
25	314	Dr Srl		Marinescu Alexandra		Dr / Tm / Vega	12	30.339	2.517	1:02.954		25
26	324	Lh Racing Team		Raspatelli Matteo		Lh / Tm / Vega	12	30.618	0.279	1:02.137	+10.000	26
27	378	M2 Racing Karts		Lloveras Xavier		Crg / Vortex / Vega	12	31.896	1.278	1:02.129		27
28	312	Team Komarov		Matveev Ivan		Tony Kart / Bmb / Vega	12	32.849	0.953	1:02.223	+3.000	28
29	380	Av Racer		Machado Alexandre		Zanardi / Bmb / Vega	2	10 Laps	10 Laps	1:04.700		29

No.324 Raspatelli Matteo : 10 sec time penalty for bad manoeuvre (art 2.24 CIK General Prescriptions). According to Stewards' Decision No.18.

Not Classified

	345	Jose Luis Bermudez		Munoz Adrian		Tony Kart / Vortex / Vega		DNS				31
--	-----	--------------------	--	---------------------	--	---------------------------	--	------------	--	--	--	-----------

Leaders : No.301 Lorandi Alessio (1-1) / No.327 Norris Lando (2-12)

Start Time : 24/03/2013 - 12:12:29

Best Lap : No.328 Bale Tom 1:01.335 99,77 Kph

Weather : Sunny Air : 15°C Track : Dry

Event Record : No.326 Ticktum Daniel 1:00.954 100,40 Kph



DOCUMENT N° 18

DÉCISION DES COMMISSAIRES SPORTIFS

STEWARDS' DECISION

PÉNALTÉ INFLIGÉE AU CONCURRENT (NOM) : <i>PENALTY INFLICTED UPON THE ENTRANT (NAME):</i>	Lh Racing Team
NATIONALITÉ / NATIONALITY:	SWE
N°: 324 No.:	PILOTE : <i>DRIVER :</i> Raspatelli Matteo

Concerne la partie de l'Épreuve : **KFJ - Prefinal A**
Concerns the part of the event:

ÉNONCÉ / STATEMENT:

10 sec time penalty in the above session concerned

MOTIF / REASON:

The Driver no. 324 was involved in an incident. In the Heat in 7 lap by post 5 he pushed the kart in front of him an following of this manoeuvre he takes an advantage (reported by the Judge of Fact, proved by relevant video sequence). Having considered the report of the Judge of Fact, having considered the video and after hearing the Entrant concerned, the Stewards assess this manoeuvre as an incident according art 2.24 CIK GP. This decision is made in application of art. 2.24 CIK GP and art. 153 ISC

Décision annoncée	Date / Date: 24/03/2013	Heure / Time: 13:03
<i>Decision announced</i>		

Nom / Name	Signature
Président du Collège / <i>Chairman of the Panel:</i> <p style="text-align: right;">Di Bari Oronzo (ITA) :</p>	
Membres du Collège / <i>Members of the Panel:</i> <p style="text-align: right;">Enric Ruidavets (ESP) :</p>	
<p style="text-align: right;">Pere Saura (ESP) :</p>	

NOTIFICATION AU CONCURRENT CONCERNÉ / NOTIFICATION TO THE RELEVANT ENTRANT

Je soussigné :
I undersigned: Nom personnel / *personal name*

Représentant du Concurrent : **Lh Racing Team**
Representing the Entrant: Nom du Concurrent / *Entrant's name*

Certifie avoir reçu notification du document N° **18** des Commissaires Sportifs de l'Épreuve.
Certify that I have been notified of document No. **18** *by the Stewards of the Meeting.*

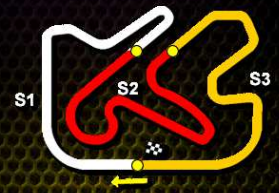
Date : Heure / Time: Signature :



KFJ Prefinal A (PFA)
Lap Chart

For information purposes. No official / regulatory value

	1	2	3	4	5	6	7	8	9	10	11	12	13	14	15	16	17	18	19	20	21	22	23	24	25	26	27	28	29	30
Grid	327	330	363	301	304	323	380	328	338	368	333	334	361	318	324	351	378	343	381	312	345	348	372	308	314	349	383	341	379	321
Start	327	330	301	363	323	304	328	380	368	338	334	333	361	318	324	351	343	312	378	381	348	308	372	314	341	383	379	349	321	
Lap 1 Interval	301	327	363	330	304	338	380	361	333	334	323	381	318	308	343	324	348	351	372	314	341	379	321	312	349	368	383	328	378	
		0.0	0.2	0.1	0.2	0.7	0.0	0.2	0.1	0.1	0.1	0.4	0.1	0.5	0.4	0.0	0.0	0.1	1.6	0.4	0.0	0.0	0.0	0.3	0.0	2.4	4.0	1.0	5.0	
Lap 2	327	330	304	338	363	333	301	361	330	334	323	318	308	381	324	348	343	372	341	379	351	312	314	321	349	368	383	328	378	
		0.9	0.1	0.4	0.3	0.4	0.0	0.9	0.0	0.1	0.5	0.0	0.1	0.1	0.1	0.2	0.9	0.0	0.2	0.5	0.6	0.0	1.1	0.9	0.0	0.0	3.9	0.5	6.1	
Lap 3	327	330	304	338	363	301	333	334	318	308	361	343	324	372	379	323	381	351	348	312	341	314	368	321	349	328	383	378		
		0.8	0.1	0.3	0.1	0.5	0.5	1.5	0.0	1.5	0.8	0.6	0.1	0.0	0.2	0.1	0.1	0.2	0.1	0.1	0.6	0.8	0.0	0.3	0.1	3.1	0.3	6.4		
Lap 4	327	330	304	338	363	301	333	318	334	308	361	372	343	348	351	323	324	341	381	379	314	368	349	321	328	383	312	378		
		0.7	0.0	0.2	0.3	0.6	0.6	2.0	0.5	1.4	0.5	1.1	0.5	0.1	0.4	0.1	0.2	0.1	0.1	0.8	0.3	0.0	0.6	0.0	1.3	1.4	5.9	0.4		
Lap 5	327	330	304	363	301	338	333	318	334	361	308	343	372	348	323	351	341	324	379	381	368	349	314	328	321	383	312	378		
		1.3	0.0	0.2	0.2	0.2	0.8	2.3	0.5	1.9	0.0	1.4	0.2	0.0	1.1	0.5	0.1	0.1	0.6	0.2	0.1	0.1	0.3	0.4	0.7	1.6	6.9	0.0		
Lap 6	327	330	304	301	338	363	333	318	334	361	308	343	348	372	323	351	341	324	379	368	349	381	328	314	321	383	378	312		
		1.3	0.1	0.3	0.3	0.5	0.6	2.6	0.4	1.9	0.3	1.3	0.0	0.4	0.3	1.4	0.1	0.1	0.3	0.5	0.3	0.0	0.0	0.7	0.7	1.3	6.6	0.6		
Lap 7	327	330	304	301	338	363	333	318	334	361	308	348	343	323	372	341	379	368	328	349	324	321	314	383	381	351	378	312		
		1.4	0.3	0.2	0.2	0.5	1.0	2.7	0.3	2.5	0.0	1.1	0.3	0.3	0.4	1.9	0.3	0.1	1.6	0.3	0.0	0.5	1.0	0.1	0.0	3.8	2.0	0.9		
Lap 8	327	330	301	304	338	363	333	318	334	308	361	348	343	323	372	328	379	341	324	349	321	383	381	314	368	351	378	312		
		1.4	0.5	0.0	0.1	0.6	1.4	2.9	0.1	3.1	0.0	0.6	0.2	0.1	1.2	3.1	0.0	0.7	0.4	0.7	0.3	0.9	0.1	3.3	0.1	0.2	1.6	0.9		
Lap 9	327	330	301	338	304	363	333	318	334	308	361	348	323	343	372	328	379	341	324	349	321	381	383	368	351	314	378	312		
		1.5	0.6	0.2	0.1	0.3	1.7	3.2	0.0	3.5	0.0	0.0	1.0	0.4	0.8	1.8	1.1	0.6	0.1	0.7	0.7	0.5	0.5	3.0	1.1	0.3	0.0	1.1		
Lap 10	327	330	301	338	304	363	333	318	334	361	348	308	323	343	372	328	379	341	324	349	321	381	383	368	351	312	314	378		
		1.6	0.5	0.2	0.1	0.5	2.0	3.1	0.1	3.8	0.2	0.2	0.1	1.1	0.8	1.0	2.1	0.1	0.4	0.9	0.8	0.0	1.3	2.1	1.4	1.4	0.4	2.5		
Lap 11	327	330	301	338	304	363	333	318	334	348	361	323	308	343	328	372	324	379	341	349	381	321	383	368	351	312	314	378		
		1.6	0.5	0.2	0.1	0.7	2.3	3.2	0.1	4.4	0.2	0.0	0.1	1.2	0.9	0.0	3.3	0.7	0.0	0.3	0.3	1.0	1.4	1.2	2.0	0.7	1.2	2.2		
Lap 12	327	330	301	338	304	363	333	334	318	348	323	308	361	343	328	372	324	341	379	349	381	321	383	368	351	312	314	378		
		1.7	0.5	1.1	0.0	0.0	2.5	3.9	0.1	4.0	0.2	0.7	0.1	0.2	0.2	1.3	3.3	0.6	1.0	0.1	0.0	0.8	1.8	0.0	2.6	2.0	0.4	1.5		



KFJ

Prefinal A (PFA)
Lap Time Analysis

For information purposes. No official / regulatory value

Laps	Sector 1	Sector 2	Sector 3	Lap Time	Laps	Sector 1	Sector 2	Sector 3	Lap Time	Laps	Sector 1	Sector 2	Sector 3	Lap Time
No.301 Lorandi Alessio					No.314 Marinescu Alexandra					No.323 Kari Niko				
1	21.732	23.108	20.610	1:05.450	7	20.217	22.351	20.124	1:02.692	1	22.482	24.232	20.767	1:07.481
2	22.801	22.306	19.958	1:05.065	8	20.114	22.218	20.014	1:02.346	2	20.774	23.107	20.811	1:04.692
3	20.005	21.915	20.036	1:01.956	9	20.089	22.102	20.146	1:02.337	3	21.259	24.706	20.274	1:06.239
4	20.106	21.969	20.031	1:02.106	10	19.974	22.255	20.086	1:02.315	4	20.309	23.459	20.028	1:03.796
5	19.938	21.876	20.069	1:01.883	11	20.010	22.091	20.122	1:02.223	5	20.574	22.136	20.206	1:02.916
6	20.089	21.865	19.938	1:01.892	12	19.973	21.854	22.069	1:03.896	6	20.090	22.036	20.045	1:02.171
7	19.984	21.809	20.095	1:01.888	1	23.523	25.301	20.897	1:09.721	7	20.002	22.194	20.061	1:02.257
8	19.902	21.781	20.056	1:01.739	2	21.259	23.428	20.446	1:05.133	8	20.015	21.858	20.091	1:01.964
9	19.996	21.798	19.988	1:01.782	3	20.392	22.752	20.926	1:04.070	9	20.319	22.324	20.019	1:02.662
10	19.915	21.741	20.012	1:01.668	4	20.518	22.615	20.273	1:03.406	10	20.033	21.950	20.112	1:02.095
11	19.932	21.790	19.911	1:01.633	5	20.289	22.786	20.578	1:03.653	11	20.377	22.045	19.965	1:02.387
12	19.953	21.805	19.995	1:01.753	6	20.700	22.499	20.371	1:03.570	12	20.302	22.055	19.962	1:02.319
No.304 Van Leeuwen Martijn					No.318 Valtonen Isac					No.324 Raspatelli Matteo				
1	22.271	23.506	20.158	1:05.935	7	20.253	23.679	21.025	1:04.957	1	23.880	23.861	20.698	1:08.439
2	20.597	22.469	20.066	1:03.132	8	22.260	22.973	21.208	1:06.441	2	20.940	22.458	20.204	1:03.602
3	20.089	22.117	19.996	1:02.202	9	21.438	22.255	20.332	1:04.025	3	21.082	23.677	20.504	1:05.263
4	19.986	22.057	19.927	1:01.970	10	20.723	23.018	20.262	1:04.003	4	20.384	23.835	20.362	1:04.581
5	20.064	22.244	20.294	1:02.602	11	20.187	22.413	20.354	1:02.954	5	20.578	22.885	20.115	1:03.578
6	20.043	22.061	19.960	1:02.064	12	20.349	22.464	20.373	1:03.186	6	20.472	22.290	20.301	1:03.063
7	19.922	21.998	19.983	1:01.903	1	23.731	23.089	20.715	1:07.535	7	20.360	24.596	20.482	1:05.438
8	19.842	21.972	20.272	1:02.086	2	20.564	22.940	20.672	1:04.176	8	20.253	22.270	20.018	1:02.541
9	20.057	22.269	19.856	1:02.182	3	20.100	22.242	20.038	1:02.380	9	20.155	22.105	19.996	1:02.256
10	19.913	21.796	19.932	1:01.641	4	20.148	22.201	20.320	1:02.669	10	20.118	22.059	19.960	1:02.137
11	19.937	21.879	19.834	1:01.650	5	20.053	22.193	20.257	1:02.503	11	20.472	22.301	20.088	1:02.861
12	20.012	22.552	19.983	1:02.547	6	20.093	22.291	20.212	1:02.596	12	20.147	22.408	20.149	1:02.704
No.308 Aubry Gabriel					No.321 Xia Yifan					No.327 Norris Lando				
1	22.974	23.762	20.530	1:07.266	7	20.002	22.145	20.209	1:02.356	1	22.143	22.950	20.465	1:05.558
2	20.541	22.587	20.683	1:03.811	8	19.978	22.280	20.105	1:02.363	2	20.227	22.279	20.145	1:02.651
3	20.741	22.780	20.297	1:03.818	9	19.989	22.068	20.247	1:02.304	3	20.087	22.091	20.061	1:02.239
4	20.367	22.407	20.272	1:03.046	10	19.927	22.084	20.146	1:02.157	4	20.046	22.110	20.054	1:02.210
5	20.275	22.365	20.409	1:03.049	11	20.020	22.073	20.142	1:02.235	5	19.915	22.004	20.096	1:02.015
6	20.347	22.266	20.214	1:02.827	12	19.928	22.880	20.126	1:02.934	6	19.909	21.978	19.994	1:01.881
7	20.267	22.177	20.157	1:02.601	1	23.483	25.297	20.643	1:09.423	7	19.876	21.860	19.992	1:01.728
8	20.176	22.320	20.240	1:02.736	2	21.477	23.180	21.243	1:05.900	8	19.821	21.945	19.975	1:01.741
9	20.167	22.145	20.268	1:02.580	3	20.713	22.409	20.409	1:03.531	9	19.882	21.842	19.961	1:01.685
10	20.831	22.203	20.058	1:03.092	4	20.787	22.827	20.083	1:03.697	10	19.844	21.804	19.939	1:01.587
11	20.596	22.153	19.958	1:02.707	5	20.619	23.075	20.457	1:04.151	11	19.875	21.833	19.914	1:01.622
12	20.442	22.366	20.120	1:02.928	6	20.323	22.417	20.368	1:03.108	12	19.865	21.888	19.948	1:01.701
No.312 Matveev Ivan					No.328 Bale Tom									
1	27.170	23.405	20.482	1:11.057	7	20.215	22.697	20.236	1:03.148	1	23.493	23.203	32.793	1:19.489
2	20.504	22.512	20.438	1:03.454	8	20.194	22.693	20.199	1:03.086	2	20.310	22.235	20.025	1:02.570
3	20.500	22.835	20.305	1:03.640	9	20.241	22.197	20.285	1:02.723	3	20.053	22.086	20.038	1:02.177
4	20.609			1:14.501	10	20.160	22.335	20.298	1:02.793	4	19.931	21.973	19.863	1:01.767
5	20.603	22.785	20.572	1:03.960	11	20.480	22.332	20.320	1:03.132	5	19.921	22.196	19.896	1:02.013
6	20.664	22.234	20.119	1:03.017	12	20.266	22.287	20.370	1:02.923	6	20.079	21.976	20.296	1:02.351



KFJ

Prefinal A (PFA)

Lap Time Analysis

For information purposes. No official / regulatory value

Laps	Sector 1	Sector 2	Sector 3	Lap Time
No.363 Russo Guillermo				
1	22.154	22.962	20.490	1:05.606
2	21.246	22.879	20.158	1:04.283
3	20.039	21.994	19.967	1:02.000
4	20.010	22.019	19.980	1:02.009
5	19.941	22.245	20.069	1:02.255
6	20.698	22.300	19.938	1:02.936
7	19.953	21.936	19.973	1:01.862
8	19.927	21.904	19.924	1:01.755
9	19.974	21.882	19.894	1:01.750
10	19.966	21.902	20.011	1:01.879
11	20.000	21.842	19.962	1:01.804
12	19.992	22.000	19.934	1:01.926

Laps	Sector 1	Sector 2	Sector 3	Lap Time
No.368 Pulcini Leonardo				
1	23.482	23.334	27.387	1:14.203
2	20.173	22.222	20.848	1:03.243
3	20.102	22.109	20.824	1:03.035
4	20.095	22.195	21.041	1:03.331
5	20.369	22.414	20.392	1:03.175
6	20.040	22.307	20.458	1:02.805
7	19.967	22.447	20.080	1:02.494
8	20.002	29.806	20.437	1:10.245
9	20.118	22.006	20.263	1:02.387
10	19.969	21.985	20.220	1:02.174
11	20.049	22.011	20.208	1:02.268
12	20.030	21.951	20.118	1:02.099

Laps	Sector 1	Sector 2	Sector 3	Lap Time
No.372 Korbela Lukas				
1	24.292	24.547	20.655	1:09.494
2	20.329	22.299	20.327	1:02.955
3	20.695	23.035	20.397	1:04.127
4	20.197	22.471	20.302	1:02.970
5	20.156	22.315	20.555	1:03.026
6	20.171	22.535	20.266	1:02.972
7	20.255	22.586	20.250	1:03.091
8	20.183	22.293	20.287	1:02.763
9	20.173	22.302	20.276	1:02.751
10	20.217	22.155	20.273	1:02.645
11	20.183	22.287	20.360	1:02.830
12	20.064	22.175	20.401	1:02.640

Laps	Sector 1	Sector 2	Sector 3	Lap Time
No.378 Lloveras Xavier				
1	22.759	23.269	37.678	1:23.706
2	20.801	22.456	20.418	1:03.675
3	20.367	22.318	20.213	1:02.898
4	20.279	22.076	20.418	1:02.773
5	20.336	22.770	20.441	1:03.547
6	20.245	21.992	20.172	1:02.409

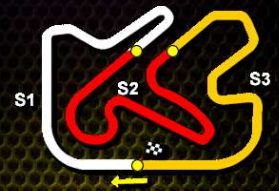
Laps	Sector 1	Sector 2	Sector 3	Lap Time
7	20.158	22.089	20.128	1:02.375
8	20.090	22.010	20.238	1:02.338
9	20.146	21.958	20.025	1:02.129
10	20.896	25.426	20.133	1:06.455
11	20.207	22.163	20.260	1:02.630
12	20.187	22.062	20.284	1:02.533

Laps	Sector 1	Sector 2	Sector 3	Lap Time
No.379 Santos Lisard				
1	23.287	25.443	20.886	1:09.616
2	20.444	22.382	20.374	1:03.200
3	20.327	22.647	20.604	1:03.578
4	20.501	24.028	20.834	1:05.363
5	20.116	22.288	20.691	1:03.095
6	20.204	22.469	20.073	1:02.746
7	20.097	22.516	20.285	1:02.898
8	20.708	22.515	20.339	1:03.562
9	20.172	22.172	20.279	1:02.623
10	20.202	22.303	20.314	1:02.819
11	20.615	22.679	20.404	1:03.698
12	20.894	22.411	20.365	1:03.670

Laps	Sector 1	Sector 2	Sector 3	Lap Time
No.380 Machado Alexandre				
1	22.090	24.170	20.371	1:06.631
2	21.595	22.838	20.267	1:04.700

Laps	Sector 1	Sector 2	Sector 3	Lap Time
No.381 Fontecha Laia				
1	23.011	23.081	20.887	1:06.979
2	21.424	22.469	20.690	1:04.583
3	21.036	24.721	20.302	1:06.059
4	20.368	23.770	20.123	1:04.261
5	20.167	22.851	21.177	1:04.195
6	20.335	22.488	20.556	1:03.379
7	20.219	24.765	21.053	1:06.037
8	20.455	22.064	20.329	1:02.848
9	20.083	22.209	19.922	1:02.214
10	20.071	21.984	20.203	1:02.258
11	20.194	21.923	19.975	1:02.092
12	20.258	22.365	20.428	1:03.051

Laps	Sector 1	Sector 2	Sector 3	Lap Time
No.383 Garcia Sanchez Eduardo				
1	33.316	22.710	20.650	1:16.676
2	20.311	22.377	20.397	1:03.085
3	20.286	22.305	20.540	1:03.131
4	20.093	22.278	20.521	1:02.892
5	20.141	22.386	20.428	1:02.955
6	20.200	22.202	20.350	1:02.752
7	20.218	22.313	20.546	1:03.077
8	20.166	22.342	20.270	1:02.778
9	20.117	22.489	20.361	1:02.967
10	20.199	22.357	20.446	1:03.002



















KFJ

Prefinal A (PFA)

Document 42

Starting Grid

Subject to scrutineering & sporting investigations

379	Santos Lisard Crg / Vortex / Vega		15	321	Xia Yifan Art Gp / Tm / Vega	
383	Garcia Sanchez Eduardo Fa Kart / Vortex / Vega		14	341	Borrelli Diego Art Gp / Tm / Vega	
314	Marinescu Alexandra Dr / Tm / Vega		13	349	Johansson Antti Kosmic / Vortex / Vega	
372	Korbela Lukas Zanardi / Vortex / Vega		12	308	Aubry Gabriel Birel / Tm / Vega	
345	Munoz Adrian Tony Kart / Vortex / Vega		11	348	Pasma Patrik Kosmic / Vortex / Vega	
381	Fontecha Laia Zanardi / Bmb / Vega		10	312	Matveev Ivan Tony Kart / Bmb / Vega	
378	Lloveras Xavier Crg / Vortex / Vega		9	343	Hagenaes Nicolai Mach1 / Tm / Vega	
324	Raspatelli Matteo Lh / Tm / Vega		8	351	Eriksson Joonas Kosmic / Vortex / Vega	
361	Haapalainen Tuomas Art Gp / Tm / Vega		7	318	Valtonen Isac Energy / Tm / Vega	
333	Defourny Max Kosmic / Vortex / Vega		6	334	Raucci Giuliano Energy / Tm / Vega	
338	Vartanyan Alexander Tony Kart / Vortex / Vega		5	368	Pulcini Leonardo Tony Kart / Vortex / Vega	
380	Machado Alexandre Zanardi / Bmb / Vega		4	328	Bale Tom Fa Kart / Vortex / Vega	
304	Van Leeuwen Martijn Zanardi / Parilla / Vega		3	323	Kari Niko Lh / Tm / Vega	
363	Russo Guillermo Fa Kart / Vortex / Vega		2	301	Lorandi Alessio Tony Kart / Vortex / Vega	
327	Norris Lando Fa Kart / Vortex / Vega		1	330	Daruvala Jehan Fa Kart / Vortex / Vega	

POLE POSITION





KFJ

Qualifying Heats (QH)

Document 41

Results

Subject to scrutineering & sporting investigations

Rnk	No.	Driver	Nat	Qp	C-E	B-D	A-E	C-D	A-B	D-E	A-C	B-E	A-D	B-C	Points	Group
1	327	Norris Lando	GBR	3	0	-	-	0	-	-	0	-	-	0	0	A
2	326	Ticktum Daniel	GBR	1	-	-	0	-	2	-	3	-	0	-	5	B
3	330	Daruvala Jehan	IND	11	-	-	3	-	0	-	2	-	2	-	7	A
4	355	Betsch Mick	DEU	5	2	-	7	-	-	2	-	0	-	-	11	B
5	363	Russo Guillermo	ESP	2	-	2	-	-	3	-	-	5	-	2	12	A
6	311	Sitnikov Nikita	RUS	12	-	0	-	-	7	-	-	2	-	5	14	B
7	301	Lorandi Alessio	ITA	30	5	-	4	-	-	3	-	3	-	-	15	A
8	325	Ahmed Enaam	GBR	6	-	-	2	-	4	-	5	-	6	-	17	B
9	304	Van Leeuwen Martijn	NLD	23	3	-	-	3	-	-	7	-	-	4	17	A
10	339	Atoev Vladimir	RUS	10	4	-	6	-	-	4	-	4	-	-	18	B
11	323	Kari Niko	FIN	16	-	-	5	-	5	-	6	-	7	-	23	A
12	329	Fewtrell Max	GBR	4	-	21	-	2	-	0	-	-	5	-	28	B
13	380	Machado Alexandre	BRA	14	-	10	-	8	-	7	-	-	4	-	29	A
14	319	Thompson Parker	CAN	18	6	-	-	7	-	-	8	-	-	8	29	B
15	328	Bale Tom	ARE	9	-	3	-	6	-	19	-	-	3	-	31	A
16	364	Elpitiya Bryan	ARE	20	8	-	9	-	-	6	-	8	-	-	31	B
17	338	Vartanyan Alexander	RUS	17	-	5	-	-	8	-	-	17	-	3	33	A
18	306	Mazepin Nikita	RUS	13	19	-	-	4	-	-	4	-	-	7	34	B
19	368	Pulcini Leonardo	ITA	32	-	4	-	-	13	-	-	10	-	9	36	A
20	307	Florescu Petru	ROU	41	-	-	8	-	12	-	10	-	8	-	38	B
21	333	Defourny Max	BEL	24	-	6	-	9	-	12	-	-	13	-	40	A
22	360	Peltola Olli	FIN	25	13	-	11	-	-	9	-	7	-	-	40	B
23	334	Raucci Giuliano	BRA	29	-	19	-	10	-	5	-	-	9	-	43	A
24	335	Sargeant Logan	USA	33	14	-	-	5	-	-	19	-	-	6	44	B
25	361	Haapalainen Tuomas	FIN	40	18	-	12	-	-	8	-	9	-	-	47	A
26	317	Pull James	SGP	7	-	16	-	-	6	-	-	6	-	21	49	B
27	318	Valtonen Isac	SWE	15	7	-	18	-	-	11	-	15	-	-	51	A
28	302	Lorandi Leonardo	ITA	38	9	-	-	13	-	-	15	-	-	15	52	B
29	324	Raspatelli Matteo	BEL	44	-	8	-	14	-	21	-	-	10	-	53	A
30	305	Beckmann David	DEU	8	10	-	-	11	-	-	22	-	-	11	54	B
31	351	Eriksson Joonas	FIN	47	-	7	-	-	21	-	-	14	-	14	56	A
32	310	De Francesco Devlin	USA	27	-	12	-	-	9	-	-	12	-	25	58	B
33	378	Lloveras Xavier	ESP	51	-	-	16	-	18	-	13	-	11	-	58	A
34	373	Travisanutto Lorenzo	ITA	22	-	26	-	-	10	-	-	11	-	12	59	B
35	343	Hagenaes Nicolai	NOR	59	-	11	-	21	-	15	-	-	12	-	59	A
36	336	Korpivaara Ilmari	FIN	46	-	-	15	-	19	-	12	-	14	-	60	B
37	381	Fontecha Laia	ESP	19	-	9	-	15	-	22	-	-	16	-	62	A
38	356	Sato Marino	JPN	45	12	-	14	-	-	17	-	19	-	-	62	B
39	312	Matveev Ivan	RUS	34	-	17	-	19	-	10	-	-	17	-	63	A
40	320	Sette Camara Sergio	BRA	49	-	13	-	16	-	20	-	-	15	-	64	B
41	345	Munoz Adrian	ESP	26	-	-	20	-	11	-	9	-	25	-	65	A
42	347	Garcia Marta	ESP	52	-	14	-	-	14	-	-	18	-	19	65	B
43	348	Pasma Patrik	FIN	21	-	-	10	-	17	-	18	-	21	-	66	A
44	371	Pex Stan	NLD	31	-	-	17	-	20	-	11	-	19	-	67	B
45	372	Korbela Lukas	POL	54	-	18	-	17	-	14	-	-	18	-	67	A
46	370	Sun Yueyang	CHN	48	20	-	-	12	-	-	14	-	-	22	68	B
47	308	Aubry Gabriel	FRA	42	-	22	-	-	15	-	-	22	-	10	69	A
48	376	Tonteri Paavo Petter	FIN	55	11	-	21	-	-	16	-	23	-	-	71	B















KFJ

Qualifying Heats (QH)

Document 41

Results

Subject to scrutineering & sporting investigations

Rnk	No.	Driver	Nat	Q _P	C-E	B-D	A-E	C-D	A-B	D-E	A-C	B-E	A-D	B-C	Points	Group
49	314	Marinescu Alexandra		58	15	-	-	20	-	-	20	-	-	18	73	A
50	331	Stowell Will		28	22	-	-	23	-	-	16	-	-	13	74	B
51	349	Johansson Antti		35	23	-	22	-	-	13	-	16	-	-	74	A
52	309	Lehouck Arthur		36	-	-	19	-	16	-	17	-	22	-	74	B
53	383	Garcia Sanchez Eduardo		37	-	15	-	-	22	-	-	13	-	25	75	A
54	377	Drugovich Felipe		50	16	-	23	-	-	18	-	20	-	-	77	B
55	341	Borrelli Diego			17	-	13	-	-	23	-	24	-	-	77	A
56	366	Shlom Yan Leon		57	-	20	-	-	23	-	-	21	-	16	80	B
57	379	Santos Lisard		53	24	-	-	18	-	-	24	-	-	17	83	A
58	382	Ochoa Bruno		43	21	-	-	22	-	-	23	-	-	20	86	B
59	321	Xia Yifan		56	-	-	25	-	24	-	21	-	20	-	90	A
60	322	Shwartzman Robert		39	-	25	-	25	-	25	-	-	25	-	100	B



KFJ

Qualifying Heat B-C

Document 40

Results

Subject to scrutineering & sporting investigations

Rnk	No.	Entrant	Nat	Driver	Nat	Equipment	Laps	Gap	Interv.	Best Lap	Points
1	327	Ricky Flynn Motorsport	GBR	Norris Lando	GBR	Fa Kart / Vortex / Vega	6			1:01.442	0
2	363	Genikart	ESP	Russo Guillermo	ESP	Fa Kart / Vortex / Vega	6	1.935	1.935	1:01.854	2
3	338	Ward Racing	SWE	Vartanyan Alexander	RUS	Tony Kart / Vortex / Vega	6	2.512	0.577	1:01.658	3
4	304	Keijzer Racing	NLD	Van Leeuwen Martijn	RUS	Zanardi / Parilla / Vega	6	2.666	0.154	1:01.499	4
5	311	Team Komarov	RUS	Sitnikov Nikita	RUS	Tony Kart / Bmb / Vega	6	2.968	0.302	1:01.609	5
6	335	Ward Racing	SWE	Sargeant Logan	USA	Tony Kart / Vortex / Vega	6	3.158	0.190	1:01.363	6
7	306	Tony Kart Racing Team	ITA	Mazepin Nikita	RUS	Tony Kart / Vortex / Vega	6	4.920	1.762	1:01.563	7
8	319	Energy Corse Srl	ITA	Thompson Parker	CAN	Energy / Tm / Vega	6	6.086	1.166	1:01.720	8
9	368	Morsicani Racing S.a.s	ITA	Pulcini Leonardo	ITA	Tony Kart / Vortex / Vega	6	6.135	0.049	1:01.834	9
10	308	Birel Motorsport S.r.l.	ITA	Aubry Gabriel	ITA	Birel / Tm / Vega	6	6.661	0.526	1:02.055	10
11	305	Zanardi	NLD	Beckmann David	DEU	Zanardi / Bmb / Vega	6	6.958	0.297	1:01.830	11
12	373	Travisanutto Fabrizio	ITA	Travisanutto Lorenzo	ITA	Tony Kart / Vortex / Vega	6	7.479	0.521	1:02.200	12
13	331	Piers Sexton Racing	GBR	Stowell Will	GBR	Zanardi / Tm / Vega	6	8.150	0.671	1:02.015	13
14	351	Kohtala Sports	FIN	Eriksson Joonas	FIN	Kosmic / Vortex / Vega	6	8.201	0.051	1:01.801	14
15	302	Baby Race Srl	ITA	Lorandi Leonardo	ITA	Tony Kart / Vortex / Vega	6	10.253	2.052	1:02.696	15
16	366	Shlom Vadim	RUS	Shlom Yan Leon	RUS	Pcr / Parilla / Vega	6	11.392	1.139	1:02.816	16
17	379	M2 Racing Karts	ESP	Santos Lisard	ESP	Crg / Vortex / Vega	6	13.246	1.854	1:02.648	17
18	314	Dr Srl	ITA	Marinescu Alexandra	ROU	Dr / Tm / Vega	6	15.081	1.835	1:02.722	18
19	347	M2 Racing Karts	ESP	Garcia Marta	ESP	Crg / Vortex / Vega	6	35.813	20.732	1:02.633	19
20	382	Av Racer	ESP	Ochoa Bruno	ESP	Zanardi / Bmb / Vega	6	50.607	14.794	1:03.025	20
21	317	Team Oakes	GBR	Pull James	SGP	Zanardi / Parilla / Vega	0	6 Laps	6 Laps		21
22	370	Chiesa Corse	ITA	Sun Yueyang	CHN	Zanardi / Parilla / Vega	0	6 Laps	1.078		22

Not Classified

	310	Dfr	USA	De Francesco Devlin	USA	Crg / Bmb / Vega		DNS			25
	383	Garcia Eduardo	ESP	Garcia Sanchez Eduardo	ESP	Fa Kart / Vortex / Vega		DNS			25

Leaders : No.327 Norris Lando (1-6)

Start Time : 24/03/2013 - 10:31:39

Best Lap : No.335 Sargeant Logan 1:01.363 99,73 Kph

Weather : Sunny Air : 15°C Track : Dry

Event Record : No.326 Ticktum Daniel 1:00.954 100,40 Kph



KFJ

Qualifying Heat B-C
Lap Chart

For information purposes. No official / regulatory value

	1	2	3	4	5	6	7	8	9	10	11	12	13	14	15	16	17	18	19	20	21	22	23	24
Grid	363	327	317	305	311	306	338	319	373	304	310	331	368	335	383	302	308	382	351	370	347	379	366	314
Start	327	363	305	317	311	306	338	319	373	304	331	335	368	308	302	351	347	382	370	366	379	314		
Lap 1 Interval	327	363 0.2	338 1.3	306 0.2	319 0.1	311 0.1	304 0.2	373 0.3	335 0.0	308 0.0	351 0.3	368 0.8	331 0.2	302 0.1	379 0.2	366 0.0	314 0.7	305 0.1	347 24.1	382 13.1				
Lap 2	327	363 0.2	338 1.3	319 0.5	311 0.0	304 0.2	306 0.0	335 0.9	308 0.2	373 0.5	368 0.3	351 0.1	331 0.0	302 0.5	305 0.0	366 0.6	314 1.1	379 0.5	347 23.0	382 13.5				
Lap 3	327	363 0.6	338 1.2	311 0.5	304 0.2	306 0.1	319 0.2	335 0.2	308 1.5	368 0.0	373 0.4	331 0.6	305 0.1	302 0.5	351 0.0	366 0.6	314 1.0	379 0.6	347 23.1	382 13.6				
Lap 4	327	363 1.0	338 1.0	311 0.3	304 0.0	306 0.1	319 0.3	335 0.0	368 2.0	308 0.3	373 0.3	305 0.4	331 0.7	351 0.4	302 0.2	366 1.0	314 1.3	379 0.1	347 23.3	382 13.9				
Lap 5	327	363 1.5	338 0.7	304 0.3	311 0.1	335 0.4	319 0.7	306 0.0	368 1.6	308 0.2	373 0.5	305 0.0	331 1.0	351 0.2	302 0.9	366 1.1	379 2.0	314 0.6	347 21.9	382 14.3				
Lap 6	327	363 1.9	338 0.5	304 0.1	311 0.3	335 0.1	306 1.7	319 1.1	368 0.0	308 0.5	305 0.2	373 0.5	331 0.6	351 0.0	302 2.0	366 1.1	379 1.8	314 1.8	347 20.7	382 14.7				

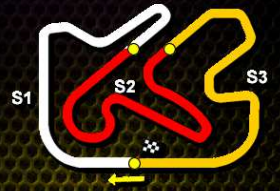


KFJ

Qualifying Heat B-C
Lap Time Analysis

For information purposes. No official / regulatory value

Laps	Sector 1	Sector 2	Sector 3	Lap Time	Laps	Sector 1	Sector 2	Sector 3	Lap Time	Laps	Sector 1	Sector 2	Sector 3	Lap Time
No.302 Lorandi Leonardo					No.319 Thompson Parker					No.351 Eriksson Joonas				
1	23.352	23.843	20.381	1:07.576	2	20.542	23.031	20.564	1:04.137	5	20.303	22.137	20.310	1:02.750
2	20.356	22.712	20.234	1:03.302	3	20.166	22.287	20.269	1:02.722	6	20.197	22.052	20.384	1:02.633
3	20.250	22.340	20.199	1:02.789	4	20.163	22.356	20.724	1:03.243	No.351 Eriksson Joonas				
4	19.892	22.594	20.248	1:02.734	5	20.730	22.761	20.728	1:04.219	1	23.280	22.739	20.191	1:06.210
5	19.963	22.508	20.225	1:02.696	6	20.709	22.422	20.713	1:03.844	2	20.642	22.687	20.601	1:03.930
6	20.122	22.378	20.371	1:02.871	No.319 Thompson Parker					3	21.251	22.228	20.034	1:03.513
No.304 Van Leeuwen Martijn					1	22.259	22.978	20.297	1:05.534	4	19.988	22.359	20.109	1:02.456
1	22.662	23.062	20.112	1:05.836	2	19.994	22.120	20.206	1:02.320	5	19.963	21.937	20.021	1:01.921
2	20.025	22.154	20.146	1:02.325	3	19.881	22.599	20.208	1:02.688	6	19.949	21.855	19.997	1:01.801
3	19.864	22.090	19.952	1:01.906	4	19.786	21.934	20.000	1:01.720	No.363 Russo Guillermo				
4	19.841	21.841	19.896	1:01.578	5	20.048	22.245	20.137	1:02.430	1	21.503	22.445	20.208	1:04.156
5	19.913	21.810	19.891	1:01.614	6	20.223	23.026	20.317	1:03.566	2	20.156	22.000	20.006	1:02.162
6	19.815	21.819	19.865	1:01.499	No.327 Norris Lando					3	20.028	22.059	20.040	1:02.127
No.305 Beckmann David					1	21.145	22.445	20.329	1:03.919	4	20.057	21.986	20.076	1:02.119
1	24.474	23.987	21.028	1:09.489	2	20.079	22.124	19.957	1:02.160	5	20.019	21.966	20.033	1:02.018
2	20.049	22.201	19.976	1:02.226	3	19.911	21.952	19.927	1:01.790	6	19.964	21.872	20.018	1:01.854
3	20.368	21.956	19.858	1:02.182	4	19.878	21.869	19.891	1:01.638	No.366 Shlom Yan Leon				
4	19.990	21.803	20.057	1:01.850	5	19.836	21.885	19.866	1:01.587	1	23.718	23.609	20.192	1:07.519
5	20.066	21.782	19.998	1:01.846	6	19.803	21.803	19.836	1:01.442	2	20.439	22.780	20.496	1:03.715
6	19.868	21.709	20.253	1:01.830	No.331 Stowell Will					3	20.190	22.389	20.237	1:02.816
No.306 Mazepin Nikita					1	23.974	23.369	20.430	1:07.773	4	20.279	22.326	20.367	1:02.972
1	22.204	22.846	20.454	1:05.504	2	20.038	22.497	20.303	1:02.838	5	20.255	22.351	20.266	1:02.872
2	20.080	22.578	20.290	1:02.948	3	20.312	22.145	20.210	1:02.667	6	20.219	22.267	20.346	1:02.832
3	19.997	22.114	19.895	1:02.006	4	20.388	22.006	20.366	1:02.760	No.368 Pulcini Leonardo				
4	19.893	21.843	19.827	1:01.563	5	19.991	21.959	20.162	1:02.112	1	23.596	23.170	20.452	1:07.218
5	20.146	22.793	19.957	1:02.896	6	19.893	21.947	20.175	1:02.015	2	20.000	22.560	20.325	1:02.885
6	20.068	22.260	19.989	1:02.317	No.335 Sargeant Logan					3	19.857	21.999	19.978	1:01.834
No.308 Aubry Gabriel					1	22.650	23.058	20.422	1:06.130	4	19.849	21.927	20.205	1:01.981
1	23.294	22.572	20.093	1:05.959	2	20.926	22.092	19.958	1:02.976	5	20.123	21.859	20.141	1:02.123
2	20.744	22.118	20.332	1:03.194	3	19.756	21.873	19.840	1:01.469	6	19.903	21.961	19.989	1:01.853
3	20.389	22.129	20.229	1:02.747	4	19.699	21.927	19.921	1:01.547	No.373 Trivisanutto Lorenzo				
4	20.323	21.874	20.144	1:02.341	5	19.850	21.940	19.852	1:01.642	1	22.354	23.259	20.607	1:06.220
5	20.153	21.840	20.062	1:02.055	6	19.766	21.811	19.786	1:01.363	2	21.024	22.497	20.316	1:03.837
6	20.125	21.841	20.142	1:02.108	No.338 Vartanyan Alexander					3	20.101	22.451	20.090	1:02.642
No.311 Sitnikov Nikita					1	22.180	22.850	20.157	1:05.187	4	19.943	22.111	20.146	1:02.200
1	22.523	23.000	20.318	1:05.841	2	19.996	22.168	20.024	1:02.188	5	20.047	22.096	20.151	1:02.294
2	20.032	22.131	20.126	1:02.289	3	19.999	22.058	19.995	1:02.052	6	20.116	22.068	20.196	1:02.380
3	19.934	22.038	20.014	1:01.986	4	19.890	22.101	19.949	1:01.940	No.379 Santos Lisard				
4	19.848	21.904	19.976	1:01.728	5	19.903	21.883	19.909	1:01.695	1	23.814	23.297	20.297	1:07.408
5	20.093	21.851	19.927	1:01.871	6	19.862	21.817	19.979	1:01.658	2	20.111	24.649	20.686	1:05.446
6	19.800	21.784	20.025	1:01.609	No.347 Garcia Marta					3	20.235	22.321	20.267	1:02.823
No.314 Marinescu Alexandra					1	48.631	23.483	20.640	1:32.754	4	20.123	22.264	20.333	1:02.720
1	23.792	23.665	20.662	1:08.119	2	20.534	22.407	20.489	1:03.430	5	20.751	22.433	20.294	1:03.478
					3	20.323	22.181	20.382	1:02.886	6	20.199	22.175	20.274	1:02.648
					4	20.320	22.178	20.414	1:02.912					

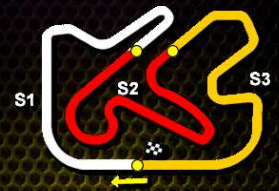


KFJ

Qualifying Heat B-C
Lap Time Analysis

For information purposes. No official / regulatory value

Laps	Sector 1	Sector 2	Sector 3	Lap Time
No.382 Ochoa Bruno				
1	1:00.857	24.378	20.559	1:45.794
2	20.589	22.628	20.554	1:03.771
3	20.394	22.332	20.299	1:03.025
4	20.524	22.390	20.308	1:03.222
5	20.478	22.253	20.405	1:03.136
6	20.292	22.370	20.416	1:03.078



























KFJ

Qualifying Heat B-C

Document 28

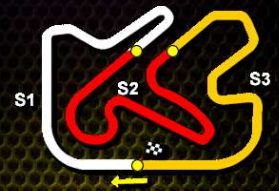
Starting Grid

Subject to scrutineering & sporting investigations

366	Shlom Yan Leon Pcr / Parilla / Vega		12	314	Marinescu Alexandra Dr / Tm / Vega	
347	Garcia Marta Crg / Vortex / Vega		11	379	Santos Lisard Crg / Vortex / Vega	
351	Eriksson Joonas Kosmic / Vortex / Vega		10	370	Sun Yueyang Zanardi / Parilla / Vega	
308	Aubry Gabriel Birel / Tm / Vega		9	382	Ochoa Bruno Zanardi / Bmb / Vega	
383	Garcia Sanchez Eduardo Fa Kart / Vortex / Vega		8	302	Lorandi Leonardo Tony Kart / Vortex / Vega	
368	Pulcini Leonardo Tony Kart / Vortex / Vega		7	335	Sargeant Logan Tony Kart / Vortex / Vega	
310	De Francesco Devlin Crg / Bmb / Vega		6	331	Stowell Will Zanardi / Tm / Vega	
373	Trvisanutto Lorenzo Tony Kart / Vortex / Vega		5	304	Van Leeuwen Martijn Zanardi / Parilla / Vega	
338	Vartanyan Alexander Tony Kart / Vortex / Vega		4	319	Thompson Parker Energy / Tm / Vega	
311	Sitnikov Nikita Tony Kart / Bmb / Vega		3	306	Mazepin Nikita Tony Kart / Vortex / Vega	
317	Pull James Zanardi / Parilla / Vega		2	305	Beckmann David Zanardi / Bmb / Vega	
363	Russo Guillermo Fa Kart / Vortex / Vega		1	327	Norris Lando Fa Kart / Vortex / Vega	

POLE POSITION





KFJ

Qualifying Heat A-D

Document 39

Results

Subject to scrutineering & sporting investigations

Rnk	No.	Entrant	Nat	Driver	Nat	Equipment	Laps	Gap	Interv.	Best Lap	Points
1	326	Ricky Flynn Motorsport	GBR	Ticktum Daniel	GBR	Fa Kart / Vortex / Vega	6			1:01.780	0
2	330	Ricky Flynn Motorsport	GBR	Daruvala Jehan	IND	Fa Kart / Vortex / Vega	6	0.443	0.443	1:01.768	2
3	328	Ricky Flynn Motorsport	GBR	Bale Tom	ARE	Fa Kart / Vortex / Vega	6	0.531	0.088	1:01.758	3
4	380	Av Racer	ESP	Machado Alexandre	AND	Zanardi / Bmb / Vega	6	1.234	0.703	1:01.599	4
5	329	Ricky Flynn Motorsport	GBR	Fewtrell Max	GBR	Fa Kart / Vortex / Vega	6	1.353	0.119	1:01.907	5
6	325	Ricky Flynn Motorsport	GBR	Ahmed Enaam	GBR	Fa Kart / Vortex / Vega	6	2.851	1.498	1:01.511	6
7	323	Lh Racing Team	SWE	Kari Niko	FIN	Lh / Tm / Vega	6	3.666	0.815	1:02.163	7
8	307	Chiesa Corse	ITA	Florescu Petru	ROU	Zanardi / Parilla / Vega	6	5.446	1.780	1:01.779	8
9	334	Gandolfi Ennio Raing	ITA	Raucci Giuliano	BRA	Energy / Tm / Vega	6	7.867	2.421	1:02.278	9
10	324	Lh Racing Team	SWE	Raspatelli Matteo	BEL	Lh / Tm / Vega	6	7.980	0.113	1:02.471	10
11	378	M2 Racing Karts	ESP	Lloveras Xavier	ESP	Crg / Vortex / Vega	6	8.133	0.153	1:02.265	11
12	343	Mach1 Motorsport	NLD	Hagenaes Nicolai	NOR	Mach1 / Tm / Vega	6	8.192	0.059	1:02.375	12
13	333	Defourny Didier	LUX	Defourny Max	BEL	Kosmic / Vortex / Vega	6	8.269	0.077	1:01.994	13
14	336	Ward Racing	SWE	Korpivaara Ilmari	FIN	Tony Kart / Vortex / Vega	6	9.075	0.806	1:01.908	14
15	320	Art Grand Prix Srl	ITA	Sette Camara Sergio	BRA	Art Gp / Tm / Vega	6	9.261	0.186	1:02.683	15
16	381	Av Racer	ESP	Fontecha Laia	ESP	Zanardi / Bmb / Vega	6	9.539	0.278	1:02.214	16
17	312	Team Komarov	RUS	Matveev Ivan	RUS	Tony Kart / Bmb / Vega	6	9.648	0.109	1:01.990	17
18	372	Wk Motorsport	POL	Korbela Lukas	POL	Zanardi / Vortex / Vega	6	11.101	1.453	1:02.400	18
19	371	Crg Holland	NLD	Pex Stan	NLD	Crg / Tm / Vega	6	11.291	0.190	1:02.275	19
20	321	Art Grand Prix Srl	ITA	Xia Yifan	CHN	Art Gp / Tm / Vega	6	12.297	1.006	1:02.489	20
21	348	Kohtala Sports	FIN	Pasma Patrik	FIN	Kosmic / Vortex / Vega	6	19.839	7.542	1:02.266	21
22	309	Lenzokart	ITA	Lehouck Arthur	ITA	Lenzo / Lke / Vega	6	19.847	0.008	1:02.308	22

Not Classified

	322	Forza Racing	GBR	Shwartzman Robert	RUS	Crg / Tm / Vega		DNS			25
	345	Jose Luis Bermudez	ESP	Munoz Adrian	ESP	Tony Kart / Vortex / Vega		DNS			25

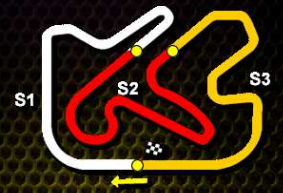
Leaders : No.326 Ticktum Daniel (1-6)

Start Time : 24/03/2013 - 10:13:42

Best Lap : No.325 Ahmed Enaam 1:01.511 99,49 Kph

Weather : Sunny Air : 15°C Track : Dry

Event Record : No.326 Ticktum Daniel 1:00.954 100,40 Kph



KFJ

Qualifying Heat A-D
Lap Chart

For information purposes. No official / regulatory value

	1	2	3	4	5	6	7	8	9	10	11	12	13	14	15	16	17	18	19	20	21	22	23	24
Grid	326	329	325	328	330	380	323	381	348	333	345	334	371	312	309	322	307	324	336	320	378	372	321	343
Start	326	329	325	328	330	380	323	381	348	333	371	334	309	312	307	324	336	378	320	321	372	343		
Lap 1 Interval	326	329 0.2	328 0.1	330 0.2	380 0.9	323 0.3	325 0.0	348 0.1	309 0.0	334 0.4	371 0.3	378 0.0	307 0.0	320 0.2	324 0.2	343 0.0	321 0.4	372 0.1	312 0.3	336 0.3	381 0.4	333 0.0		
Lap 2	326	328 0.5	330 0.2	329 0.1	380 0.4	323 0.9	325 1.1	334 0.3	378 0.1	343 0.7	324 0.1	307 0.2	320 0.6	372 0.7	312 0.0	333 0.2	336 0.0	381 0.2	321 0.4	371 0.1	309 9.2	348 0.5		
Lap 3	326	328 0.2	330 0.1	329 0.2	380 0.4	323 1.3	325 0.8	334 0.8	378 0.1	324 0.8	307 0.0	343 0.3	320 0.7	333 1.0	336 0.6	381 0.1	312 0.2	372 0.5	371 0.4	321 0.0	309 8.1	348 0.2		
Lap 4	326	330 0.5	328 0.0	329 0.2	380 0.2	323 1.8	325 0.3	334 1.4	378 0.1	307 0.4	324 0.5	343 0.3	320 1.0	333 0.5	336 0.3	381 0.4	312 0.6	372 0.3	371 0.3	321 0.2	309 8.0	348 0.2		
Lap 5	326	330 0.5	328 0.0	380 0.3	329 0.3	325 2.0	323 0.1	307 2.1	378 0.8	334 0.0	324 0.0	343 0.2	333 1.3	320 0.1	336 0.3	381 0.5	312 0.4	372 0.8	371 0.3	321 0.5	309 7.3	348 0.1		
Lap 6	326	330 0.4	328 0.0	380 0.7	329 0.1	325 1.4	323 0.8	307 1.7	334 2.4	324 0.1	378 0.1	343 0.0	333 0.0	336 0.8	320 0.1	381 0.2	312 0.1	372 1.4	371 0.1	321 1.0	348 7.5	309 0.0		

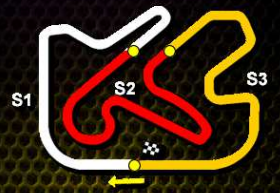


KFJ

Qualifying Heat A-D
Lap Time Analysis

For information purposes. No official / regulatory value

Laps	Sector 1	Sector 2	Sector 3	Lap Time	Laps	Sector 1	Sector 2	Sector 3	Lap Time	Laps	Sector 1	Sector 2	Sector 3	Lap Time
No.307 Florescu Petru					No.325 Ahmed Enaam					No.334 Raucci Giuliano				
1	23.028	22.938	20.941	1:06.907	2	21.014	22.395	20.168	1:03.577	5	19.958	22.156	20.079	1:02.193
2	21.736	22.623	19.912	1:04.271	3	20.124	22.273	20.109	1:02.506	6	19.902	22.067	20.025	1:01.994
3	20.161	22.109	20.040	1:02.310	4	20.315	22.141	20.015	1:02.471	No.336 Korpivaara Ilmari				
4	20.044	21.891	19.906	1:01.841	5	19.997	22.239	20.255	1:02.491	1	22.909	23.099	20.577	1:06.585
5	19.869	22.214	19.977	1:02.060	6	20.673	22.510	20.120	1:03.303	2	20.610	22.516	20.269	1:03.395
6	19.938	21.842	19.999	1:01.779	No.326 Ticktum Daniel					3	20.144	22.234	20.211	1:02.589
No.309 Lehouck Arthur					No.328 Bale Tom					No.343 Hagenaes Nicolai				
1	22.669	23.130	20.248	1:06.047	1	21.947	23.326	20.851	1:06.124	1	25.604	22.614	20.335	1:08.553
2	34.211	22.504	20.367	1:17.082	2	21.461	22.279	20.079	1:03.819	2	20.547	23.172	20.485	1:04.204
3	20.317	22.162	20.251	1:02.730	3	20.004	22.122	19.925	1:02.051	3	20.658	22.670	20.043	1:03.371
4	20.189	21.988	20.230	1:02.407	4	19.954	21.894	19.877	1:01.725	4	19.930	21.986	19.992	1:01.908
5	20.048	21.980	20.280	1:02.308	5	19.896	21.937	19.936	1:01.769	5	19.881	22.220	20.147	1:02.248
6	20.472	22.292	20.303	1:03.067	6	19.822	21.819	19.870	1:01.511	6	19.999	22.228	20.142	1:02.369
No.312 Matveev Ivan					No.329 Fewtrell Max					No.348 Pasma Patrik				
1	24.145	23.265	20.913	1:08.323	1	21.771	22.527	20.096	1:04.394	1	22.431	23.303	20.375	1:06.109
2	20.786	23.226	20.303	1:04.315	2	20.163	22.169	20.069	1:02.401	2	34.837	22.636	20.198	1:17.671
3	21.188	22.804	20.041	1:04.033	3	20.098	21.981	20.070	1:02.149	3	20.168	22.228	20.044	1:02.440
4	20.161	22.235	20.222	1:02.618	4	19.943	21.888	19.965	1:01.796	4	20.173	22.113	20.126	1:02.412
5	20.008	22.016	20.092	1:02.116	5	19.922	21.933	19.925	1:01.780	5	20.119	22.022	20.125	1:02.266
6	19.954	22.128	19.908	1:01.990	6	19.855	22.066	20.012	1:01.933	6	20.134	22.581	20.161	1:02.876
No.320 Sette Camara Sergio					No.330 Daruvala Jehan					No.371 Pex Stan				
1	23.267	23.221	20.321	1:06.809	1	21.797	22.676	20.018	1:04.491	1	22.542	23.430	20.961	1:06.933
2	21.415	22.995	20.291	1:04.701	2	20.252	22.301	19.949	1:02.502	2	21.952	23.981	21.077	1:07.010
3	20.217	22.243	20.291	1:02.751	3	20.014	22.043	19.866	1:01.923	3	20.522	22.846	20.450	1:03.818
4	20.221	22.239	20.223	1:02.683	4	20.189	22.050	19.872	1:02.111	4	20.070	22.088	20.117	1:02.275
5	20.175	22.532	20.106	1:02.813	5	19.981	21.974	19.803	1:01.758	5	20.453	22.132	20.073	1:02.658
6	20.169	22.484	20.233	1:02.886	6	20.065	21.963	19.854	1:01.882	6	20.271	22.035	20.149	1:02.455
No.321 Xia Yifan					No.333 Defourny Max					No.372 Korbela Lukas				
1	23.655	23.068	20.774	1:07.497	1	26.724	22.486	20.162	1:09.372	1	23.412	23.270	20.739	1:07.421
2	22.041	22.963	20.772	1:05.776	2	20.372	22.941	20.340	1:03.653	2	20.725	23.451	20.406	1:04.582
3	20.818	22.832	20.368	1:04.018	3	19.942	21.980	19.931	1:01.853	3	20.885	23.491	20.245	1:04.621
4	20.208	22.055	20.226	1:02.489	4	19.956	21.987	19.950	1:01.893	4	20.149	22.077	20.174	1:02.400
5	20.253	22.461	20.224	1:02.938	5	19.895	21.940	19.933	1:01.768	5	20.278	22.183	20.134	1:02.595
6	20.156	22.442	20.317	1:02.915	6	19.926	21.917	19.997	1:01.840	6	20.097	22.311	20.228	1:02.636
No.323 Kari Niko					No.334 Raspatelli Matteo									
1	21.998	23.680	20.213	1:05.891	1	23.843	23.051	20.355	1:07.249					
2	20.100	22.414	20.258	1:02.772										
3	20.074	22.213	20.069	1:02.356										
4	19.977	22.110	20.132	1:02.219										
5	19.975	22.135	20.169	1:02.279										
6	19.964	22.040	20.159	1:02.163										



KFJ

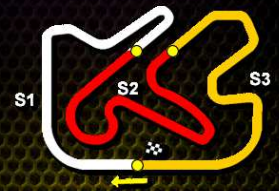
Qualifying Heat A-D
Lap Time Analysis

For information purposes. No official / regulatory value

Laps	Sector 1	Sector 2	Sector 3	Lap Time
No.378 Lloveras Xavier				
1	22.835	22.933	20.818	1:06.586
2	20.947	22.152	20.079	1:03.178
3	20.174	22.255	20.119	1:02.548
4	20.039	22.175	20.051	1:02.265
5	20.215	22.922	20.282	1:03.419
6	20.969	22.477	20.148	1:03.594

No.380 Machado Alexandre				
1	22.197	23.064	20.302	1:05.563
2	20.135	22.056	19.959	1:02.150
3	20.000	22.042	19.921	1:01.963
4	19.915	21.944	19.903	1:01.762
5	19.815	21.961	19.823	1:01.599
6	20.020	21.906	20.313	1:02.239

No.381 Fontecha Laia				
1	24.856	23.003	21.559	1:09.418
2	21.029	22.543	20.417	1:03.989
3	20.543	22.688	20.048	1:03.279
4	20.138	21.898	20.178	1:02.214
5	20.075	22.241	19.999	1:02.315
6	20.242	22.057	19.991	1:02.290



























KFJ

Qualifying Heat A-D

Document 27

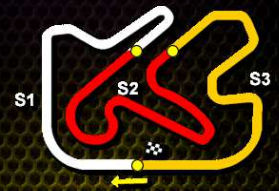
Starting Grid

Subject to scrutineering & sporting investigations

321	Xia Yifan Art Gp / Tm / Vega		12	343	Hagenaes Nicolai Mach1 / Tm / Vega	
378	Lloveras Xavier Crg / Vortex / Vega		11	372	Korbela Lukas Zanardi / Vortex / Vega	
336	Korpivaara Ilmari Tony Kart / Vortex / Vega		10	320	Sette Camara Sergio Art Gp / Tm / Vega	
307	Florescu Petru Zanardi / Parilla / Vega		9	324	Raspatelli Matteo Lh / Tm / Vega	
309	Lehouck Arthur Lenzo / Lke / Vega		8	322	Shwartzman Robert Crg / Tm / Vega	
371	Pex Stan Crg / Tm / Vega		7	312	Matveev Ivan Tony Kart / Bmb / Vega	
345	Munoz Adrian Tony Kart / Vortex / Vega		6	334	Raucci Giuliano Energy / Tm / Vega	
348	Pasma Patrik Kosmic / Vortex / Vega		5	333	Defourny Max Kosmic / Vortex / Vega	
323	Kari Niko Lh / Tm / Vega		4	381	Fontecha Laia Zanardi / Bmb / Vega	
330	Daruvala Jehan Fa Kart / Vortex / Vega		3	380	Machado Alexandre Zanardi / Bmb / Vega	
325	Ahmed Enaam Fa Kart / Vortex / Vega		2	328	Bale Tom Fa Kart / Vortex / Vega	
326	Ticktum Daniel Fa Kart / Vortex / Vega		1	329	Fewtrell Max Fa Kart / Vortex / Vega	

POLE POSITION





KFJ

Qualifying Heat B-E

Document 36

Results

Subject to scrutineering & sporting investigations

Rnk	No.	Entrant	Nat	Driver	Nat	Equipment	Laps	Gap	Interv.	Best Lap	Points
1	355	Tony Kart Racing Team	ITA	Betsch Mick	DEU	Tony Kart / Vortex / Vega	6			1:01.818	0
2	311	Team Komarov	RUS	Sitnikov Nikita	RUS	Tony Kart / Bmb / Vega	6	0.322	0.322	1:02.254	2
3	301	Baby Race Srl	ITA	Lorandi Alessio	ITA	Tony Kart / Vortex / Vega	6	0.809	0.487	1:01.733	3
4	339	Ward Racing	SWE	Atoev Vladimir	RUS	Tony Kart / Vortex / Vega	6	1.076	0.267	1:02.055	4
5	363	Genikart	ESP	Russo Guillermo	ESP	Fa Kart / Vortex / Vega	6	1.669	0.593	1:02.177	5
6	317	Team Oakes	GBR	Pull James	SGP	Zanardi / Parilla / Vega	6	1.867	0.198	1:01.906	6
7	360	Art Grand Prix Srl	ITA	Peltola Olli	FIN	Art Gp / Tm / Vega	6	2.433	0.566	1:02.164	7
8	364	Chiesa Corse	ITA	Elpitiya Bryan	ERA	Zanardi / Parilla / Vega	6	3.193	0.760	1:02.440	8
9	361	Art Grand Prix Srl	ITA	Haapalainen Tuomas	FIN	Art Gp / Tm / Vega	6	3.263	0.070	1:02.258	9
10	368	Morsicani Racing S.a.s	ITA	Pulcini Leonardo	ITA	Tony Kart / Vortex / Vega	6	3.399	0.136	1:02.050	10
11	373	Travisanutto Fabrizio	ITA	Travisanutto Lorenzo	ITA	Tony Kart / Vortex / Vega	6	3.964	0.565	1:02.593	11
12	310	Dfr	USA	De Francesco Devlin	USA	Crg / Bmb / Vega	6	4.751	0.787	1:02.166	12
13	383	Garcia Eduardo	ESP	Garcia Sanchez Eduardo	ESP	Fa Kart / Vortex / Vega	6	5.902	1.151	1:02.734	13
14	351	Kohtala Sports	FIN	Eriksson Joonas	FIN	Kosmic / Vortex / Vega	6	6.615	0.713	1:02.236	14
15	318	Energy Corse Srl	ITA	Valtonen Isac	SWE	Energy / Tm / Vega	6	6.792	0.177	1:02.143	15
16	349	Kohtala Sports	FIN	Johansson Antti	FIN	Kosmic / Vortex / Vega	6	9.598	2.806	1:03.187	16
17	338	Ward Racing	SWE	Vartanyan Alexander	RUS	Tony Kart / Vortex / Vega	6	9.622	0.024	1:01.975	17
18	347	M2 Racing Karts	ESP	Garcia Marta	ESP	Crg / Vortex / Vega	6	9.733	0.111	1:03.056	18
19	356	Praga Kart Racing	ITA	Sato Marino	JPN	Praga / Parilla / Vega	6	9.741	0.008	1:03.200	19
20	377	Art Grand Prix Srl	ITA	Drugovich Felipe	BRA	Art Gp / Tm / Vega	6	10.057	0.316	1:02.784	20
21	366	Shlom Vadim	RUS	Shlom Yan Leon	RUS	Pcr / Parilla / Vega	6	10.387	0.330	1:02.818	21
22	308	Birel Motorsport S.r.l.	ITA	Aubry Gabriel	ERA	Birel / Tm / Vega	6	10.843	0.456	1:02.402	22
23	376	Art Grand Prix Srl	ITA	Tonteri Paavo Petter	FIN	Art Gp / Tm / Vega	6	15.880	5.037	1:03.221	23
24	341	Art Grand Prix Srl	ITA	Borrelli Diego	VEN	Art Gp / Tm / Vega	6	24.215	8.335	1:03.699	24

Leaders : No.355 Betsch Mick (1-1) / No.311 Sitnikov Nikita (2-5) / No.355 Betsch Mick (6-6)

Start Time : 23/03/2013 - 18:01:47

Best Lap : No.301 Lorandi Alessio 1:01.733 99,13 Kph

Weather : Sunny Air : 15°C Track : Dry

Event Record : No.326 Ticktum Daniel 1:00.954 100,40 Kph



KFJ

Qualifying Heat B-E
Lap Chart

For information purposes. No official / regulatory value

	1	2	3	4	5	6	7	8	9	10	11	12	13	14	15	16	17	18	19	20	21	22	23	24
Grid	363	355	317	339	311	318	338	364	373	360	310	301	368	349	383	361	308	356	351	377	347	376	366	341
Start	363	355	317	339	311	318	364	360	338	373	301	310	368	383	308	349	361	356	351	347	377	376	341	366
Lap 1 Interval	355	363 0.1	311 0.1	339 0.2	317 0.0	364 1.1	318 0.0	373 0.2	301 0.2	308 0.0	360 0.2	361 0.2	310 0.0	356 0.6	383 0.1	368 0.3	349 0.3	347 0.5	351 0.0	377 0.8	366 0.7	338 3.8	376 1.9	341 5.4
Lap 2	311	363 0.0	355 0.2	339 0.1	317 0.0	301 1.5	373 0.1	364 0.1	360 0.5	361 0.5	368 0.4	310 0.1	383 0.4	356 0.0	349 0.0	318 0.1	351 0.1	347 0.2	377 0.7	366 1.2	338 2.9	308 0.0	376 2.4	341 5.9
Lap 3	311	363 0.1	355 0.8	339 0.1	317 0.1	301 0.7	373 0.3	364 0.0	360 0.2	361 0.5	368 1.0	310 0.0	383 0.6	356 1.1	351 0.2	318 0.0	347 0.2	349 0.4	377 0.5	366 0.6	338 1.7	308 1.0	376 2.4	341 6.7
Lap 4	311	363 0.0	355 0.7	317 0.1	339 0.2	301 0.4	364 0.9	360 0.0	361 0.6	373 0.0	368 0.6	383 1.3	310 0.2	351 1.6	318 0.3	356 0.0	349 0.2	347 0.0	377 0.5	366 0.4	338 0.7	308 1.5	376 3.1	341 7.5
Lap 5	311	363 0.0	355 0.1	317 0.3	339 0.3	301 0.1	360 1.7	364 0.1	361 0.2	368 0.4	373 0.5	310 1.2	383 0.4	351 1.3	318 0.2	356 0.9	347 0.2	349 0.1	377 0.1	338 0.4	366 0.0	308 1.8	376 4.1	341 7.9
Lap 6	355	311 0.3	301 0.4	339 0.2	363 0.5	317 0.1	360 0.5	364 0.7	361 0.0	368 0.1	373 0.5	310 0.7	383 1.1	351 0.7	318 0.1	349 2.8	338 0.0	347 0.1	356 0.0	377 0.3	366 0.3	308 0.4	376 5.0	341 8.3

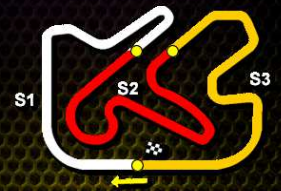


KFJ

Qualifying Heat B-E
Lap Time Analysis

For information purposes. No official / regulatory value

Laps	Sector 1	Sector 2	Sector 3	Lap Time	Laps	Sector 1	Sector 2	Sector 3	Lap Time	Laps	Sector 1	Sector 2	Sector 3	Lap Time
No.301 Lorandi Alessio					No.339 Atoev Vladimir					No.356 Sato Marino				
1	23.120	22.876	20.411	1:06.407	2	20.339	22.212	20.332	1:02.883	5	19.915	21.922	19.981	1:01.818
2	20.169	22.392	20.179	1:02.740	3	20.118	22.089	20.050	1:02.257	6	20.173	22.396	20.100	1:02.669
3	20.178	22.118	20.147	1:02.443	4	20.045	21.916	20.014	1:01.975	No.357 Sato Marino				
4	20.070	21.858	20.027	1:01.955	5	19.950	21.830	20.312	1:02.092	1	23.007	23.198	20.627	1:06.832
5	19.934	21.803	19.996	1:01.733	6	20.088	22.644	20.351	1:03.083	2	20.464	22.985	20.698	1:04.147
6	19.981	22.522	20.156	1:02.659	No.340 Atoev Vladimir					3	20.683	22.730	20.503	1:03.916
No.308 Aubry Gabriel					1	22.117	22.617	20.216	1:04.950	4	20.349	23.121	20.471	1:03.941
1	23.027	22.911	20.257	1:06.195	2	20.188	22.592	20.121	1:02.901	5	20.394	22.298	20.508	1:03.200
2	20.790	23.342	26.829	1:10.961	3	20.574	22.420	20.276	1:03.270	6	20.632	22.506	20.990	1:04.128
3	20.592	22.399	20.262	1:03.253	4	20.269	22.026	20.027	1:02.322	No.360 Peltola Olli				
4	20.123	22.091	20.249	1:02.463	5	19.960	21.986	20.109	1:02.055	1	22.427	23.464	20.850	1:06.741
5	20.120	22.026	20.286	1:02.432	6	20.233	22.532	20.319	1:03.084	2	20.339	22.913	20.095	1:03.347
6	20.133	22.099	20.170	1:02.402	No.341 Borrelli Diego					3	20.023	22.129	20.136	1:02.288
No.310 De Francesco Devlin					1	35.449	24.244	20.893	1:20.586	4	20.191	21.967	20.006	1:02.164
1	22.931	23.492	20.453	1:06.876	2	20.722	22.650	20.645	1:04.017	5	20.027	22.261	20.282	1:02.570
2	20.303	23.391	20.498	1:04.192	3	20.743	22.662	20.656	1:04.061	6	20.079	22.255	20.196	1:02.530
3	19.952	22.648	20.122	1:02.722	4	20.678	22.685	20.670	1:04.033	No.361 Haapalainen Tuomas				
4	20.145	22.090	21.393	1:03.628	5	20.617	22.521	20.584	1:03.722	1	22.847	23.120	20.286	1:06.253
5	20.016	22.038	20.184	1:02.238	6	20.641	22.522	20.536	1:03.699	2	20.399	23.033	20.247	1:03.679
6	20.016	22.052	20.098	1:02.166	No.342 Garcia Marta					3	20.045	22.076	20.137	1:02.258
No.311 Sitnikov Nikita					1	23.448	23.581	21.114	1:08.143	4	19.969	22.231	20.118	1:02.318
1	21.811	22.503	20.309	1:04.623	2	20.614	22.134	20.613	1:03.361	5	19.928	22.210	20.188	1:02.326
2	20.082	22.410	20.249	1:02.741	3	20.523	23.070	20.261	1:03.854	6	20.042	22.593	20.293	1:02.928
3	20.111	22.150	20.251	1:02.512	4	20.369	22.697	20.665	1:03.731	No.362 Russo Guillermo				
4	19.983	22.066	20.205	1:02.254	5	20.213	22.532	20.311	1:03.056	1	21.340	22.985	20.320	1:04.645
5	20.081	22.127	20.278	1:02.486	6	20.737	22.920	20.259	1:03.916	2	20.118	22.579	20.212	1:02.909
6	20.429	22.633	20.108	1:03.170	No.343 Johansson Antti					3	20.441	22.100	20.073	1:02.614
No.317 Pull James					1	23.306	23.786	20.683	1:07.775	4	20.003	22.088	20.086	1:02.177
1	22.232	22.664	20.174	1:05.070	2	20.287	22.643	20.407	1:03.337	5	20.126	22.206	20.125	1:02.457
2	20.171	22.700	20.026	1:02.897	3	20.944	23.484	20.508	1:04.936	6	20.219	23.472	20.770	1:04.461
3	20.674	22.574	20.074	1:03.322	4	20.081	22.613	20.493	1:03.187	No.363 Elpitiya Bryan				
4	20.010	21.894	20.002	1:01.906	5	20.226	22.473	20.517	1:03.216	1	22.471	23.106	20.502	1:06.079
5	20.019	21.904	20.073	1:01.996	6	20.334	22.392	20.949	1:03.675	2	20.297	23.103	20.237	1:03.637
6	20.065	22.853	21.289	1:04.207	No.351 Eriksson Joonas					3	20.207	22.235	20.085	1:02.527
No.318 Valtonen Isac					1	23.280	23.718	21.216	1:08.214	4	20.083	22.136	20.221	1:02.440
1	22.461	23.305	20.463	1:06.229	2	20.313	22.187	20.536	1:03.036	5	20.302	22.178	20.271	1:02.751
2	21.047	24.282	20.630	1:05.959	3	20.518	23.280	20.071	1:03.869	6	20.098	22.556	20.467	1:03.121
3	20.618	23.153	20.265	1:04.036	4	20.106	22.954	20.197	1:03.257	No.364 Shlom Yan Leon				
4	20.319	22.920	20.298	1:03.537	5	19.965	22.315	20.078	1:02.358	1	25.415	23.041	20.807	1:09.263
5	19.933	22.194	20.200	1:02.327	6	20.000	22.113	20.123	1:02.236	2	20.308	22.840	20.574	1:03.722
6	20.037	22.051	20.055	1:02.143	No.355 Betsch Mick					3	20.493	22.595	20.404	1:03.492
No.338 Vartanyan Alexander					1	21.604	22.591	20.240	1:04.435	4	20.252	22.342	20.435	1:03.029
1	29.736	24.144	20.657	1:14.537	2	20.656	22.576	20.136	1:03.368	5	20.203	22.163	20.452	1:02.818
					3	20.809	22.381	20.043	1:03.233	6	20.436	22.988	20.407	1:03.831
					4	20.065	21.997	19.987	1:02.049					

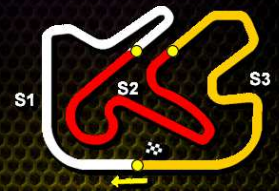


KFJ

Qualifying Heat B-E
Lap Time Analysis

For information purposes. No official / regulatory value

Laps	Sector 1	Sector 2	Sector 3	Lap Time
No.368 Pulcini Leonardo				
1	22.661	24.642	20.576	1:07.879
2	20.060	22.591	20.364	1:03.015
3	20.162	22.263	20.370	1:02.795
4	19.978	21.996	20.085	1:02.059
5	19.843	21.905	20.302	1:02.050
6	19.849	22.249	20.500	1:02.598
No.373 Trvisanutto Lorenzo				
1	22.590	23.012	20.528	1:06.130
2	20.243	22.522	20.457	1:03.222
3	20.211	22.213	20.169	1:02.593
4	20.738	22.458	20.081	1:03.277
5	20.030	22.116	21.139	1:03.285
6	20.085	22.207	20.301	1:02.593
No.376 Tonteri Paavo Petter				
1	31.157	23.576	20.572	1:15.305
2	20.495	22.453	20.533	1:03.481
3	20.408	22.296	20.565	1:03.269
4	20.383	22.346	20.492	1:03.221
5	20.395	22.546	20.471	1:03.412
6	20.318	22.450	20.497	1:03.265
No.377 Drugovich Felipe				
1	25.185	23.142	20.613	1:08.940
2	20.232	22.567	20.420	1:03.219
3	20.173	22.797	21.127	1:04.097
4	20.251	22.526	20.475	1:03.252
5	20.145	22.422	20.217	1:02.784
6	20.490	23.200	20.306	1:03.996
No.383 Garcia Sanchez Eduardo				
1	23.295	23.326	20.829	1:07.450
2	20.732	22.755	20.482	1:03.969
3	20.159	22.408	20.298	1:02.865
4	20.117	22.278	20.339	1:02.734
5	20.241	22.356	20.343	1:02.940
6	20.129	22.284	20.454	1:02.867



























KFJ

Qualifying Heat B-E

Document 26

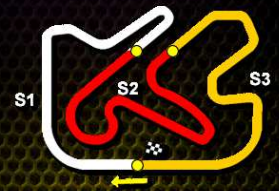
Starting Grid

Subject to scrutineering & sporting investigations

366	Shlom Yan Leon Pcr / Parilla / Vega		12	341	Borrelli Diego Art Gp / Tm / Vega	
347	Garcia Marta Crg / Vortex / Vega		11	376	Tonteri Paavo Petter Art Gp / Tm / Vega	
351	Eriksson Joonas Kosmic / Vortex / Vega		10	377	Drugovich Felipe Art Gp / Tm / Vega	
308	Aubry Gabriel Birel / Tm / Vega		9	356	Sato Marino Praga / Parilla / Vega	
383	Garcia Sanchez Eduardo Fa Kart / Vortex / Vega		8	361	Haapalainen Tuomas Art Gp / Tm / Vega	
368	Pulcini Leonardo Tony Kart / Vortex / Vega		7	349	Johansson Antti Kosmic / Vortex / Vega	
310	De Francesco Devlin Crg / Bmb / Vega		6	301	Lorandi Alessio Tony Kart / Vortex / Vega	
373	Trvisanutto Lorenzo Tony Kart / Vortex / Vega		5	360	Peltola Olli Art Gp / Tm / Vega	
338	Vartanyan Alexander Tony Kart / Vortex / Vega		4	364	Elpitiya Bryan Zanardi / Parilla / Vega	
311	Sitnikov Nikita Tony Kart / Bmb / Vega		3	318	Valtonen Isac Energy / Tm / Vega	
317	Pull James Zanardi / Parilla / Vega		2	339	Atoev Vladimir Tony Kart / Vortex / Vega	
363	Russo Guillermo Fa Kart / Vortex / Vega		1	355	Betsch Mick Tony Kart / Vortex / Vega	

POLE POSITION





KFJ

Qualifying Heat A-C

Document 35.1

Results

Subject to scrutineering & sporting investigations

Rnk	No.	Entrant	Nat	Driver	Nat	Equipment	Laps	Gap	Interv.	Best Lap	Penalty	Points
1	327	Ricky Flynn Motorsport		Norris Lando		Fa Kart / Vortex / Vega	6			1:01.606		0
2	330	Ricky Flynn Motorsport		Daruvala Jehan		Fa Kart / Vortex / Vega	6	0.075	0.075	1:01.568		2
3	326	Ricky Flynn Motorsport		Ticktum Daniel		Fa Kart / Vortex / Vega	6	0.812	0.737	1:01.857		3
4	306	Tony Kart Racing Team		Mazepin Nikita		Tony Kart / Vortex / Vega	6	1.212	0.400	1:01.748		4
5	325	Ricky Flynn Motorsport		Ahmed Enaam		Fa Kart / Vortex / Vega	6	1.420	0.208	1:01.845		5
6	323	Lh Racing Team		Kari Niko		Lh / Tm / Vega	6	1.634	0.214	1:01.786		6
7	304	Keijzer Racing		Van Leeuwen Martijn		Zanardi / Parilla / Vega	6	1.941	0.307	1:01.843		7
8	319	Energy Corse Srl		Thompson Parker		Energy / Tm / Vega	6	2.011	0.070	1:01.907		8
9	345	Jose Luis Bermudez		Munoz Adrian		Tony Kart / Vortex / Vega	6	2.667	0.656	1:02.085		9
10	307	Chiesa Corse		Florescu Petru		Zanardi / Parilla / Vega	6	2.726	0.059	1:01.641		10
11	371	Crg Holland		Pex Stan		Crg / Tm / Vega	6	4.896	2.170	1:01.913		11
12	336	Ward Racing		Korpivaara Ilmari		Tony Kart / Vortex / Vega	6	5.495	0.599	1:01.831		12
13	378	M2 Racing Karts		Lloveras Xavier		Crg / Vortex / Vega	6	6.417	0.922	1:02.619		13
14	370	Chiesa Corse		Sun Yueyang		Zanardi / Parilla / Vega	6	8.308	1.891	1:02.533		14
15	302	Baby Race Srl		Lorandi Leonardo		Tony Kart / Vortex / Vega	6	8.611	0.303	1:02.590		15
16	331	Piers Sexton Racing		Stowell Will		Zanardi / Tm / Vega	6	10.193	1.582	1:02.484		16
17	309	Lenzokart		Lehouck Arthur		Lenzo / Lke / Vega	6	11.587	1.394	1:02.613		17
18	348	Kohtala Sports		Pasma Patrik		Kosmic / Vortex / Vega	6	11.762	0.175	1:02.499		18
19	335	Ward Racing		Sargeant Logan		Tony Kart / Vortex / Vega	6	11.767	0.005	1:01.917	+10.000	19
20	314	Dr Srl		Marinescu Alexandra		Dr / Tm / Vega	6	12.605	0.838	1:03.400		20
21	321	Art Grand Prix Srl		Xia Yifan		Art Gp / Tm / Vega	6	12.842	0.237	1:02.982		21
22	305	Zanardi		Beckmann David		Zanardi / Bmb / Vega	6	14.671	1.829	1:02.007		22
23	382	Av Racer		Ochoa Bruno		Zanardi / Bmb / Vega	6	18.943	4.272	1:03.794		23
24	379	M2 Racing Karts		Santos Lisard		Crg / Vortex / Vega	6	51.157	32.214	1:02.868	+3.000	24

No.335 Sargeant Logan : 10 seconds penalty for leaving corridor. Art 2.20 CIK General Prescriptions. According to Stewards' Decision No.12.

No.379 Santos Lisard : 3 seconds penalty for leaving corridor. Art 2.20 CIK General Prescriptions. According to Stewards' Decision No.13.

Start Time : 23/03/2013 - 17:47:38

Weather : Sunny Air : 15°C Track : Dry

Leaders : No.326 Ticktum Daniel (1-5) / No.327 Norris Lando (6-6)

Best Lap : No.330 Daruvala Jehan 1:01.568 99,40 Kph

Event Record : No.326 Ticktum Daniel 1:00.954 100,40 Kph



DOCUMENT N° 13

DÉCISION DES COMMISSAIRES SPORTIFS

STEWARDS' DECISION

PÉNALITÉ INFLIGÉE AU CONCURRENT (NOM) : <i>PENALTY INFLICTED UPON THE ENTRANT (NAME):</i>	M2 Racing Karts
NATIONALITÉ / NATIONALITY:	ESP
N°: 379 No.:	PILOTE : Santos Lisard DRIVER:

Concerne la partie de l'Épreuve : **KFJ - Qualifying Heat A-C**
Concerns the part of the event:

ÉNONCÉ / STATEMENT:

3 sec time penalty in the above session concerned

MOTIF / REASON:

The kart concerned went out of his corridor with 2 wheels before the start was given (reported by Judge of Fact). Having considered the report from Judge of Fact, having considered the relevant video sequence and after hearing the Entrant concerned, the Stewards feel that this fact contravenes art 2.20 CIK-FIA General Prescriptions and Briefing instructions. The Stewards take their decision in accordance with art 2.20 and 2.24 CIK-FIA GP and 152 and 153 FIA International Sporting Code.

Décision annoncée	Date / Date: 23/03/2013	Heure / Time: 18:22
<i>Decision announced</i>		

Nom / Name	Signature
Président du Collège / <i>Chairman of the Panel:</i>	
Di Bari Oronzo (ITA) :
Membres du Collège / <i>Members of the Panel:</i>	
Enric Ruidavets (ESP) :
Pere Saura (ESP) :

NOTIFICATION AU CONCURRENT CONCERNÉ / NOTIFICATION TO THE RELEVANT ENTRANT

Je soussigné :
I undersigned: Nom personnel / *personal name*

Représentant du Concurrent : **M2 Racing Karts**
Representing the Entrant: Nom du Concurrent / *Entrant's name*

Certifie avoir reçu notification du document N° **13** des Commissaires Sportifs de l'Épreuve.
Certify that I have been notified of document No. **13** *by the Stewards of the Meeting.*

Date : Heure / Time: Signature :



DOCUMENT N° 12

DÉCISION DES COMMISSAIRES SPORTIFS

STEWARDS' DECISION

PÉNALITÉ INFLIGÉE AU CONCURRENT (NOM) : <i>PENALTY INFLICTED UPON THE ENTRANT (NAME):</i>	Ward Racing
NATIONALITÉ / NATIONALITY:	SWE
N°: 335 No.:	PILOTE : Sargeant Logan DRIVER:

Concerne la partie de l'Épreuve : **KFJ - Qualifying Heat A-C**
Concerns the part of the event:

ÉNONCÉ / STATEMENT:

10 sec time penalty in the above session concerned

MOTIF / REASON:

The kart concerned went out of his corridor with 4 wheels before the start was given (reported by Judge of Fact). Having considered the report from Judge of Fact, having considered the relevant video sequence and after hearing the Entrant concerned, the Stewards feel that this fact contravenes art 2.20 CIK-FIA General Prescriptions and Briefing instructions. The Stewards take their decision in accordance with art 2.20 and 2.24 CIK-FIA GP and 152 and 153 FIA International Sporting Code.

Décision annoncée <i>Decision announced</i>	Date / Date: 23/03/2013	Heure / Time: 18:21
---	--------------------------------	----------------------------

Nom / Name	Signature
Président du Collège / <i>Chairman of the Panel:</i>	
Di Bari Oronzo (ITA) :
Membres du Collège / <i>Members of the Panel:</i>	
Enric Ruidavets (ESP) :
Pere Saura (ESP) :

NOTIFICATION AU CONCURRENT CONCERNÉ / NOTIFICATION TO THE RELEVANT ENTRANT

Je soussigné :
I undersigned: Nom personnel / personal name

Représentant du Concurrent : **Ward Racing**
Representing the Entrant: Nom du Concurrent / Entrant's name

Certifie avoir reçu notification du document N° **12** des Commissaires Sportifs de l'Épreuve.
Certify that I have been notified of document No. by the Stewards of the Meeting.

Date : Heure / Time: Signature :



KFJ

Qualifying Heat A-C
Lap Chart

For information purposes. No official / regulatory value

	1	2	3	4	5	6	7	8	9	10	11	12	13	14	15	16	17	18	19	20	21	22	23	24
Grid	326	327	325	305	330	306	323	319	348	304	345	331	371	335	309	302	307	382	336	370	378	379	321	314
Start	326	327	325	305	330	306	319	304	323	331	335	348	345	371	309	307	302	336	382	378	370	321	379	314
Lap 1 Interval	326	327 0.6	305 0.2	325 0.1	330 0.0	306 0.5	323 0.0	304 0.4	335 0.0	319 0.2	348 0.2	345 0.1	371 0.5	302 0.1	336 0.1	307 0.1	378 0.6	370 0.7	321 0.2	331 0.0	382 0.0	314 0.6	309 1.2	379 36.3
Lap 2	326	327 0.7	330 0.5	325 0.5	323 0.0	335 0.7	306 0.0	304 0.0	319 0.4	305 0.3	345 0.0	371 0.1	348 0.0	307 0.2	336 0.3	378 0.6	302 1.5	321 0.1	331 0.0	370 0.2	314 0.3	309 0.5	382 2.1	379 35.4
Lap 3	326	327 0.4	330 0.7	323 0.9	325 0.0	335 0.4	306 0.2	304 0.2	319 0.3	345 0.3	371 1.0	307 0.2	336 0.3	378 0.2	302 1.8	370 0.1	314 1.7	331 0.0	309 0.4	321 0.5	348 0.8	382 2.8	305 1.6	379 31.0
Lap 4	326	327 0.4	330 0.5	325 1.0	323 0.2	306 0.4	335 0.0	304 0.1	319 0.5	345 0.5	307 0.9	371 0.3	336 0.1	378 1.1	370 1.8	302 0.3	331 1.3	309 0.2	314 0.6	321 0.2	348 0.3	305 4.4	382 0.1	379 31.6
Lap 5	326	327 0.1	330 0.5	323 1.4	325 0.0	306 0.3	335 0.7	304 0.1	319 0.2	345 0.3	307 0.6	371 0.4	336 0.1	378 1.9	370 1.7	302 0.4	331 1.9	309 1.2	314 0.1	348 0.0	321 0.6	305 2.7	382 1.9	379 30.7
Lap 6	327	330 0.0	326 0.7	306 0.4	325 0.2	323 0.2	335 0.1	304 0.1	319 0.0	345 0.6	307 0.0	371 2.1	336 0.5	378 0.9	370 1.8	302 0.3	331 1.5	309 1.3	348 0.1	314 0.8	321 0.2	305 1.8	382 4.2	379 29.2



KFJ

Qualifying Heat A-C

Lap Time Analysis

For information purposes. No official / regulatory value

Laps	Sector 1	Sector 2	Sector 3	Lap Time	Laps	Sector 1	Sector 2	Sector 3	Lap Time	Laps	Sector 1	Sector 2	Sector 3	Lap Time
No.302 Lorandi Leonardo					No.319 Thompson Parker					No.330 Daruvala Jehan				
1	21.932	22.919	20.457	1:05.308	2	20.581	22.479	20.340	1:03.400	5	19.779	21.830	19.997	1:01.606
2	20.450	24.521	20.385	1:05.356	3	20.879	22.637	20.501	1:04.017	6	20.590	22.763	20.090	1:03.443
3	20.124	22.635	20.183	1:02.942	4	20.835	22.435	20.449	1:03.719	No.331 Stowell Will				
4	20.061	22.486	20.739	1:03.286	5	20.634	22.482	20.465	1:03.581	1	21.404	22.330	20.018	1:03.752
5	20.144	22.243	20.203	1:02.590	6	20.622	22.521	20.368	1:03.511	2	20.341	22.240	20.040	1:02.621
6	19.969	22.635	20.219	1:02.823	No.321 Xia Yifan					3	19.978	21.976	20.053	1:02.007
No.304 Van Leeuwen Martijn					No.323 Kari Niko					No.335 Sargeant Logan				
1	21.623	22.812	20.184	1:04.619	1	23.245	23.061	20.596	1:06.902	1	21.977	22.445	20.048	1:04.470
2	20.442	22.144	20.481	1:03.067	2	20.571	22.709	20.247	1:03.527	2	20.253	22.138	20.499	1:02.890
3	20.275	21.964	20.011	1:02.250	3	21.453	23.635	20.530	1:05.618	3	20.010	21.959	19.948	1:01.917
4	19.916	21.908	20.019	1:01.843	4	20.294	22.219	20.469	1:02.982	4	19.967	21.987	20.199	1:02.153
5	20.083	22.339	20.040	1:02.462	5	20.968	22.444	20.639	1:04.051	5	20.306	22.150	20.015	1:02.471
6	19.872	22.098	20.141	1:02.111	6	20.260	22.323	20.477	1:03.060	6	19.898	22.120	20.060	1:02.078
No.305 Beckmann David					No.325 Ahmed Enaam					No.336 Korpivaara Ilmari				
1	21.215	22.395	20.044	1:03.654	1	21.512	22.325	20.069	1:03.906	1	22.302	22.726	20.284	1:05.312
2	20.828	22.621	21.656	1:05.105	2	20.216	22.847	20.176	1:03.239	2	20.446	22.557	20.043	1:03.046
3	30.131	23.623	20.279	1:14.033	3	20.205	21.961	20.140	1:02.306	3	20.492	22.584	19.974	1:03.050
4	20.147	22.034	20.324	1:02.505	4	20.115	22.035	19.958	1:02.108	4	19.963	22.031	19.951	1:01.945
5	19.968	21.918	20.121	1:02.007	5	19.912	21.869	20.005	1:01.786	5	19.892	21.960	19.979	1:01.831
6	19.977	22.032	20.123	1:02.132	6	20.548	22.517	20.020	1:03.085	6	20.201	23.500	20.153	1:03.854
No.306 Mazepin Nikita					No.326 Ticktum Daniel					No.345 Munoz Adrian				
1	21.604	22.526	20.201	1:04.331	1	20.576	22.181	20.143	1:02.900	1	22.122	22.457	20.271	1:04.850
2	20.453	22.287	20.725	1:03.465	2	20.084	22.191	20.187	1:02.462	2	20.160	22.784	20.199	1:03.143
3	20.303	21.828	19.996	1:02.127	3	20.008	22.033	20.108	1:02.149	3	20.000	22.196	20.077	1:02.273
4	19.945	21.868	20.044	1:01.857	4	19.928	22.002	19.915	1:01.845	4	19.957	22.053	20.089	1:02.099
5	19.931	21.838	19.979	1:01.748	5	19.908	22.030	20.156	1:02.094	5	20.000	22.034	20.051	1:02.085
6	20.120	22.237	19.942	1:02.299	6	20.165	22.753	19.899	1:02.817	6	19.897	22.192	20.115	1:02.204
No.307 Florescu Petru					No.327 Norris Lando					No.348 Pasma Patrik				
1	22.503	22.588	20.514	1:05.605	1	21.231	22.156	20.113	1:03.500	1	22.099	22.422	20.277	1:04.798
2	20.249	22.389	19.935	1:02.573	2	20.089	22.312	20.162	1:02.563	2	20.546	22.830	20.057	1:03.433
3	21.063	22.063	19.941	1:03.067	3	19.902	21.914	19.998	1:01.814	3	26.063	23.118	20.227	1:09.408
4	19.908	21.788	20.085	1:01.781	4	19.942	22.033	19.961	1:01.936	4	20.256	22.137	20.106	1:02.499
5	19.906	21.865	20.005	1:01.776						5	20.521	22.170	20.371	1:03.062
6	19.857	21.888	19.896	1:01.641						6	20.465	22.093	20.064	1:02.622
No.309 Lehouck Arthur														
1	26.088	23.116	20.256	1:09.460										
2	20.155	22.285	20.216	1:02.656										
3	20.505	23.151	20.243	1:03.899										
4	20.305	22.102	20.206	1:02.613										
5	20.105	23.516	20.509	1:04.130										
6	20.077	22.265	20.276	1:02.618										
No.314 Marinescu Alexandra														
1	23.086	23.986	20.394	1:07.466										



KFJ

Qualifying Heat A-C
Lap Time Analysis

For information purposes. No official / regulatory value

Laps Sector 1 Sector 2 Sector 3 Lap Time

No.370 Sun Yueyang

1	23.222	23.001	20.533	1:06.756
2	20.383	23.037	20.633	1:04.053
3	20.383	22.067	20.217	1:02.667
4	20.154	22.144	20.488	1:02.786
5	20.126	22.127	20.280	1:02.533
6	20.133	22.390	20.408	1:02.931

No.371 Pex Stan

1	22.338	22.805	20.162	1:05.305
2	20.340	22.238	20.133	1:02.711
3	20.795	22.252	20.112	1:03.159
4	20.202	21.951	20.163	1:02.316
5	19.940	21.893	20.080	1:01.913
6	20.366	22.797	20.193	1:03.356

No.378 Lloveras Xavier

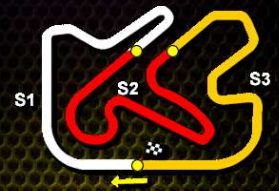
1	23.072	22.495	20.428	1:05.995
2	20.467	22.317	20.132	1:02.916
3	20.517	22.055	20.047	1:02.619
4	20.391	22.208	20.283	1:02.882
5	20.103	22.095	20.452	1:02.655
6	20.293	22.249	20.260	1:02.802

No.379 Santos Lisard

1	23.090	22.851	59.298	1:45.239
2	20.833	22.571	20.530	1:03.934
3	20.412	22.403	20.349	1:03.164
4	20.351	22.394	20.435	1:03.180
5	20.306	22.305	20.257	1:02.868
6	20.329	22.353	20.323	1:03.005

No.382 Ochoa Bruno

1	22.768	23.120	21.381	1:07.269
2	21.620	23.548	21.586	1:06.754
3	21.554	23.377	20.964	1:05.895
4	20.850	22.737	20.649	1:04.236
5	20.469	22.605	20.720	1:03.794
6	20.762	22.818	20.919	1:04.499



























KFJ

Qualifying Heat A-C

Document 25

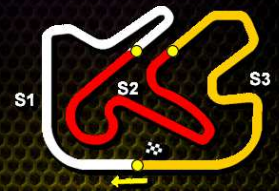
Starting Grid

Subject to scrutineering & sporting investigations

321	Xia Yifan Art Gp / Tm / Vega		12	314	Marinescu Alexandra Dr / Tm / Vega	
378	Lloveras Xavier Crg / Vortex / Vega		11	379	Santos Lisard Crg / Vortex / Vega	
336	Korpivaara Ilmari Tony Kart / Vortex / Vega		10	370	Sun Yueyang Zanardi / Parilla / Vega	
307	Florescu Petru Zanardi / Parilla / Vega		9	382	Ochoa Bruno Zanardi / Bmb / Vega	
309	Lehouck Arthur Lenzo / Lke / Vega		8	302	Lorandi Leonardo Tony Kart / Vortex / Vega	
371	Pex Stan Crg / Tm / Vega		7	335	Sargeant Logan Tony Kart / Vortex / Vega	
345	Munoz Adrian Tony Kart / Vortex / Vega		6	331	Stowell Will Zanardi / Tm / Vega	
348	Pasma Patrik Kosmic / Vortex / Vega		5	304	Van Leeuwen Martijn Zanardi / Parilla / Vega	
323	Kari Niko Lh / Tm / Vega		4	319	Thompson Parker Energy / Tm / Vega	
330	Daruvala Jehan Fa Kart / Vortex / Vega		3	306	Mazepin Nikita Tony Kart / Vortex / Vega	
325	Ahmed Enaam Fa Kart / Vortex / Vega		2	305	Beckmann David Zanardi / Bmb / Vega	
326	Ticktum Daniel Fa Kart / Vortex / Vega		1	327	Norris Lando Fa Kart / Vortex / Vega	

POLE POSITION





KFJ

Qualifying Heat D-E

Document 34.1

Results

Subject to scrutineering & sporting investigations

Rnk	No.	Entrant	Nat	Driver	Nat	Equipment	Laps	Gap	Interv.	Best Lap	Penalty	Points
1	329	Ricky Flynn Motorsport		Fewtrell Max		Fa Kart / Vortex / Vega	6			1:02.370		0
2	355	Tony Kart Racing Team		Betsch Mick		Tony Kart / Vortex / Vega	6	1.968	1.968	1:01.850	+3.000	2
3	301	Baby Race Srl		Lorandi Alessio		Tony Kart / Vortex / Vega	6	2.170	0.202	1:01.986		3
4	339	Ward Racing		Atoev Vladimir		Tony Kart / Vortex / Vega	6	3.180	1.010	1:01.840		4
5	334	Gandolfi Ennio Raing		Raucci Giuliano		Energy / Tm / Vega	6	3.205	0.025	1:02.214		5
6	364	Chiesa Corse		Elpitiya Bryan		Zanardi / Parilla / Vega	6	4.531	1.326	1:02.300		6
7	380	Av Racer		Machado Alexandre		Zanardi / Bmb / Vega	6	4.597	0.066	1:01.681	+5.000	7
8	361	Art Grand Prix Srl		Haapalainen Tuomas		Art Gp / Tm / Vega	6	7.260	2.663	1:02.248		8
9	360	Art Grand Prix Srl		Peltola Olli		Art Gp / Tm / Vega	6	8.370	1.110	1:02.159	+3.000	9
10	312	Team Komarov		Matveev Ivan		Tony Kart / Bmb / Vega	6	9.420	1.050	1:02.474		10
11	318	Energy Corse Srl		Valtonen Isac		Energy / Tm / Vega	6	9.495	0.075	1:02.707		11
12	333	Defourny Didier		Defourny Max		Kosmic / Vortex / Vega	6	9.521	0.026	1:02.744		12
13	349	Kohtala Sports		Johansson Antti		Kosmic / Vortex / Vega	6	10.277	0.756	1:02.450		13
14	372	Wk Motorsport		Korbela Lukas		Zanardi / Vortex / Vega	6	10.416	0.139	1:03.007		14
15	343	Mach1 Motorsport		Hagenaes Nicolai		Mach1 / Tm / Vega	6	10.715	0.299	1:02.256		15
16	376	Art Grand Prix Srl		Tonteri Paavo Petter		Art Gp / Tm / Vega	6	11.288	0.573	1:03.180		16
17	356	Praga Kart Racing		Sato Marino		Praga / Parilla / Vega	6	11.383	0.095	1:02.607		17
18	377	Art Grand Prix Srl		Drugovich Felipe		Art Gp / Tm / Vega	6	11.503	0.120	1:02.793		18
19	328	Ricky Flynn Motorsport		Bale Tom		Fa Kart / Vortex / Vega	6	17.362	5.859	1:01.648		19
20	320	Art Grand Prix Srl		Sette Camara Sergio		Art Gp / Tm / Vega	6	19.409	2.047	1:02.662		20
21	324	Lh Racing Team		Raspatelli Matteo		Lh / Tm / Vega	6	22.175	2.766	1:02.357		21
22	381	Av Racer		Fontecha Laia		Zanardi / Bmb / Vega	6	36.159	13.984	1:02.588		22
23	341	Art Grand Prix Srl		Borrelli Diego		Art Gp / Tm / Vega	1	5 Laps	5 Laps	1:07.020		23

No.380 Machado Alexandre : 5 sec time penalty for bad manoeuvre (art 2.24 CIK General Prescriptions). According to Stewards' Decision No.9.

Not Classified

	322	Forza Racing		Shwartzman Robert		Crg / Tm / Vega		DNS				25
--	-----	--------------	--	--------------------------	--	-----------------	--	------------	--	--	--	-----------

Start Time : 23/03/2013 - 16:22:09

Weather : Sunny Air : 12°C Track : Dry

Leaders : No.329 Fewtrell Max (1-4) / No.355 Betsch Mick (5-6)

Best Lap : No.328 Bale Tom 1:01.648 99,27 Kph

Event Record : No.326 Ticktum Daniel 1:00.954 100,40 Kph



DOCUMENT N° 9

**DÉCISION DES COMMISSAIRES SPORTIFS
STEWARDS' DECISION**

PÉNALTÉ INFLIGÉE AU CONCURRENT (NOM) : **Av Racer**
PENALTY INFLICTED UPON THE ENTRANT (NAME):

NATIONALITÉ / NATIONALITY: **ESP**

N°: **380** PILOTE : **Machado Alexandre**
No.: DRIVER :

Concerne la partie de l'Épreuve : **KFJ - Qualifying Heat D-E**
Concerns the part of the event:

ÉNONCÉ / STATEMENT:

5 sec time penalty in the above session concerned

MOTIF / REASON:

The Driver no. 380 was involved in an incident. In the Heat in 1 st lap by post 3 he pushed the kart in front of him an following of this manoevre he takes an advantage (proved by relevant video sequence). Having considered the video and after hearing the Entrant concerned, the Stewards assess this manoevre as an incident according art 2.24 CIK GP. This decision is made in application of art. 2.24 CIK GP and art. 153 ISC

Décision annoncée
Decision announced

Date / Date: **23/03/2013**

Heure / Time: **16:55**

Nom / Name

Signature

Président du Collège / Chairman of the Panel:

Di Bari Oronzo (ITA) :

Membres du Collège / Members of the Panel:

Enric Ruidavets (ESP) :

Pere Saura (ESP) :

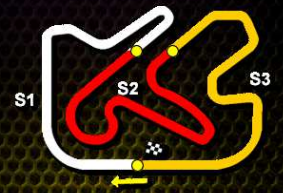
NOTIFICATION AU CONCURRENT CONCERNÉ / NOTIFICATION TO THE RELEVANT ENTRANT

Je soussigné :
I undersigned: Nom personnel / personal name

Représentant du Concurrent : **Av Racer**
Representing the Entrant: Nom du Concurrent / Entrant's name

Certifie avoir reçu notification du document N° **9** des Commissaires Sportifs de l'Épreuve.
Certify that I have been notified of document No. by the Stewards of the Meeting.

Date : Heure / Time: Signature :



KFJ

Qualifying Heat D-E
Lap Chart

For information purposes. No official / regulatory value

	1	2	3	4	5	6	7	8	9	10	11	12	13	14	15	16	17	18	19	20	21	22	23	24
Grid	329	355	328	339	380	318	381	364	333	360	334	301	312	349	322	361	324	356	320	377	372	376	343	341
Start	329	328	355	380	339	333	334	312	318	324	364	320	360	301	372	349	361	356	377	376	343	341	381	
Lap 1 Interval	329	355 0.9	380 0.7	334 0.4	339 0.2	301 0.0	320 0.8	364 0.0	318 0.1	312 0.1	360 0.3	372 0.2	356 0.3	361 0.4	324 0.0	341 0.2	343 0.0	328 0.0	376 0.6	333 0.0	377 0.3	349 1.1	381 26.0	
Lap 2	329	355 0.5	380 0.8	334 0.6	339 1.2	301 0.0	364 0.2	320 0.8	318 0.0	312 0.1	360 0.1	361 0.1	372 0.3	356 0.7	333 0.3	376 0.4	343 0.0	377 0.3	328 0.7	349 0.0	324 13.1	381 12.9		
Lap 3	329	355 0.3	380 0.8	334 1.4	301 0.7	364 0.3	339 0.1	360 2.0	372 0.5	312 0.1	333 0.0	361 0.3	318 0.1	376 0.7	343 0.6	356 0.0	328 0.0	377 0.1	349 0.1	320 8.9	324 4.1	381 13.3		
Lap 4	329	355 0.0	380 0.7	301 2.2	334 0.1	339 0.8	364 0.5	360 1.2	361 1.7	318 0.0	333 0.0	312 0.4	372 0.0	376 0.3	343 1.4	349 0.1	356 0.3	377 0.0	320 8.0	328 0.1	324 3.3	381 13.6		
Lap 5	355	329 0.4	380 0.0	301 2.5	334 0.3	339 0.4	364 1.0	360 1.1	361 1.7	318 0.5	333 0.1	312 0.1	376 1.5	372 0.0	343 0.0	349 0.3	356 0.5	377 0.2	328 7.1	320 0.7	324 3.1	381 13.9		
Lap 6	355	380 0.6	329 0.4	301 2.1	339 1.0	334 0.0	364 1.3	360 0.8	361 1.8	312 2.1	318 0.0	333 0.0	349 0.7	372 0.1	343 0.2	376 0.5	356 0.0	377 0.1	328 5.8	320 2.0	324 2.7	381 13.9		

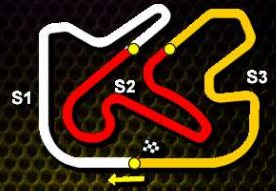


KFJ

Qualifying Heat D-E
Lap Time Analysis

For information purposes. No official / regulatory value

Laps	Sector 1	Sector 2	Sector 3	Lap Time	Laps	Sector 1	Sector 2	Sector 3	Lap Time	Laps	Sector 1	Sector 2	Sector 3	Lap Time
No.301 Lorandi Alessio					No.333 Defourny Max					No.356 Sato Marino				
1	22.473	22.836	20.188	1:05.497	2	20.285	22.345	20.143	1:02.773	2	20.250	22.165	20.029	1:02.444
2	21.354	22.301	20.100	1:03.755	3	20.088	22.186	20.100	1:02.374	3	20.077	22.075	19.956	1:02.108
3	20.298	22.085	20.050	1:02.433	4	20.037	22.228	20.169	1:02.434	4	19.891	22.163	20.111	1:02.165
4	19.974	21.936	20.101	1:02.011	5	20.288	22.039	20.043	1:02.370	5	20.049	21.850	20.009	1:01.908
5	20.038	21.848	20.100	1:01.986	6	20.276	22.159	20.044	1:02.479	6	19.999	21.907	19.944	1:01.850
6	20.189	21.744	20.087	1:02.020	No.334 Raucci Giuliano					No.360 Peltola Olli				
No.312 Matveev Ivan					No.339 Atoev Vladimir					No.361 Haapalainen Tuomas				
1	22.996	23.486	20.437	1:06.919	1	22.287	22.898	20.408	1:05.593	1	23.069	23.355	20.554	1:06.978
2	20.782	22.679	20.490	1:03.951	2	20.288	22.196	20.308	1:02.792	2	20.732	22.582	20.505	1:03.819
3	21.259	22.876	20.191	1:04.326	3	20.270	22.279	20.385	1:02.934	3	20.889	22.293	20.274	1:03.456
4	20.356	22.690	20.965	1:04.011	4	20.336	22.237	20.365	1:02.938	4	20.067	22.080	20.217	1:02.364
5	20.052	22.148	20.274	1:02.474	5	20.036	21.945	20.233	1:02.214	5	19.964	22.040	20.191	1:02.195
6	20.044	22.737	20.802	1:03.583	6	20.134	22.097	20.426	1:02.657	6	20.056	22.043	20.060	1:02.159
No.318 Valtonen Isac					No.341 Borrelli Diego					No.364 Elpitiya Bryan				
1	22.848	23.237	20.637	1:06.722	1	22.911	23.769	20.340	1:07.020	1	22.335	23.418	20.791	1:06.544
2	20.826	22.641	20.448	1:03.915	No.343 Hagenaes Nicolai					2	20.553	22.389	20.232	1:03.174
3	21.492	23.264	20.261	1:05.017	1	23.314	23.968	20.310	1:07.592	3	20.171	22.134	20.179	1:02.484
4	20.484	22.224	20.226	1:02.934	2	21.114	22.997	20.323	1:04.434	4	20.938	22.091	20.258	1:03.287
5	20.474	22.067	20.166	1:02.707	3	20.333	22.906	20.822	1:04.061	5	20.060	21.966	20.274	1:02.300
6	20.226	23.203	20.542	1:03.971	4	20.775	22.365	20.828	1:03.968	6	20.141	21.988	20.312	1:02.441
No.320 Sette Camara Sergio					No.349 Johansson Antti					No.372 Korbela Lukas				
1	22.598	23.137	20.661	1:06.396	1	23.175	26.344	20.791	1:10.310	1	23.089	23.539	20.435	1:07.063
2	20.857	22.691	20.502	1:04.050	2	20.537	22.453	20.321	1:03.311	2	20.530	22.766	20.664	1:03.960
3	21.079	30.445	24.187	1:15.711	3	20.235	22.341	20.640	1:03.216	3	20.518	22.769	20.308	1:03.595
4	20.520	22.257	20.470	1:03.247	4	20.749	22.222	20.770	1:03.741	4	21.375	22.327	20.540	1:04.242
5	20.420	22.000	20.242	1:02.662	5	20.244	22.079	20.127	1:02.450	5	20.972	22.682	20.313	1:03.967
6	20.201	22.186	20.560	1:02.947	6	20.344	22.733	20.169	1:03.246	6	20.679	22.256	20.072	1:03.007
No.324 Raspatelli Matteo					No.355 Betsch Mick					No.376 Tonteri Paavo Petter				
1	24.029	23.871	20.301	1:08.201	1	21.917	22.360	20.284	1:04.561	1	23.387	24.361	20.582	1:08.330
2	32.451	25.909	20.665	1:19.025						2	20.641	22.652	20.426	1:03.719
3	20.445	22.427	20.373	1:03.245						3	20.206	22.815	20.432	1:03.453
4	20.216	22.149	20.206	1:02.571						4	20.191	22.303	20.686	1:03.180
5	20.117	22.104	20.136	1:02.357										
6	20.211	22.158	20.151	1:02.520										
No.328 Bale Tom														
1	23.652	25.231	20.043	1:08.926										
2	23.095	22.471	19.960	1:05.526										
3	19.899	22.440	20.679	1:03.018										
4	29.839	22.788	19.937	1:12.564										
5	20.052	21.848	19.903	1:01.803										
6	19.871	21.833	19.944	1:01.648										
No.329 Fewtrell Max														
1	20.842	22.615	20.307	1:03.764										



KFJ

Qualifying Heat D-E
Lap Time Analysis

For information purposes. No official / regulatory value

Laps	Sector 1	Sector 2	Sector 3	Lap Time
5	20.551	22.626	20.396	1:03.573
6	20.278	23.216	20.456	1:03.950

No.377 Drugovich Felipe

1	23.865	24.235	20.843	1:08.943
2	20.384	22.789	20.537	1:03.710
3	20.183	22.817	20.893	1:03.893
4	21.095	22.437	20.748	1:04.280
5	20.282	22.280	20.231	1:02.793
6	20.098	22.429	20.444	1:02.971

No.380 Machado Alexandre

1	22.330	22.705	20.256	1:05.291
2	20.156	22.224	20.171	1:02.551
3	20.036	22.082	20.035	1:02.153
4	20.010	21.926	20.064	1:02.000
5	20.020	21.712	19.949	1:01.681
6	20.064	21.941	19.978	1:01.983

No.381 Fontecha Laia

1	20.652	22.500	20.315	1:03.467
2	20.688	22.395	20.290	1:03.373
3	20.339	23.023	20.276	1:03.638
4	20.338	22.232	20.278	1:02.848
5	20.353	22.038	20.240	1:02.631
6	20.234	22.134	20.220	1:02.588



























KFJ


Qualifying Heat D-E
Starting Grid

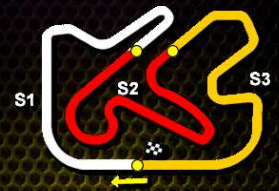
Document 24

Subject to scrutineering & sporting investigations

343	Hagenaes Nicolai Mach1 / Tm / Vega		12	341	Borrelli Diego Art Gp / Tm / Vega	
372	Korbela Lukas Zanardi / Vortex / Vega		11	376	Tonteri Paavo Petter Art Gp / Tm / Vega	
320	Sette Camara Sergio Art Gp / Tm / Vega		10	377	Drugovich Felipe Art Gp / Tm / Vega	
324	Raspattelli Matteo Lh / Tm / Vega		9	356	Sato Marino Praga / Parilla / Vega	
322	Shwartzman Robert Crg / Tm / Vega		8	361	Haapalainen Tuomas Art Gp / Tm / Vega	
312	Matveev Ivan Tony Kart / Bmb / Vega		7	349	Johansson Antti Kosmic / Vortex / Vega	
334	Raucci Giuliano Energy / Tm / Vega		6	301	Lorandi Alessio Tony Kart / Vortex / Vega	
333	Defourny Max Kosmic / Vortex / Vega		5	360	Peltola Olli Art Gp / Tm / Vega	
381	Fontecha Laia Zanardi / Bmb / Vega		4	364	Elpitiya Bryan Zanardi / Parilla / Vega	
380	Machado Alexandre Zanardi / Bmb / Vega		3	318	Valtonen Isac Energy / Tm / Vega	
328	Bale Tom Fa Kart / Vortex / Vega		2	339	Atoev Vladimir Tony Kart / Vortex / Vega	
329	Fewtrell Max Fa Kart / Vortex / Vega		1	355	Betsch Mick Tony Kart / Vortex / Vega	

POLE POSITION





KFJ

Qualifying Heat A-B

Document 33

Results

Subject to scrutineering & sporting investigations

Rnk	No.	Entrant	Nat	Driver	Nat	Equipment	Laps	Gap	Interv.	Best Lap	Points
1	330	Ricky Flynn Motorsport		Daruvala Jehan		Fa Kart / Vortex / Vega	6			1:01.627	0
2	326	Ricky Flynn Motorsport		Ticktum Daniel		Fa Kart / Vortex / Vega	6	0.048	0.048	1:01.486	2
3	363	Genikart		Russo Guillermo		Fa Kart / Vortex / Vega	6	0.205	0.157	1:01.334	3
4	325	Ricky Flynn Motorsport		Ahmed Enaam		Fa Kart / Vortex / Vega	6	0.453	0.248	1:01.621	4
5	323	Lh Racing Team		Kari Niko		Lh / Tm / Vega	6	0.759	0.306	1:01.493	5
6	317	Team Oakes		Pull James		Zanardi / Parilla / Vega	6	1.560	0.801	1:01.434	6
7	311	Team Komarov		Sitnikov Nikita		Tony Kart / Bmb / Vega	6	2.135	0.575	1:01.677	7
8	338	Ward Racing		Vartanyan Alexander		Tony Kart / Vortex / Vega	6	2.223	0.088	1:01.720	8
9	310	Dfr		De Francesco Devlin		Crg / Bmb / Vega	6	2.833	0.610	1:01.594	9
10	373	Travisanutto Fabrizio		Travisanutto Lorenzo		Tony Kart / Vortex / Vega	6	3.464	0.631	1:01.743	10
11	345	Jose Luis Bermudez		Munoz Adrian		Tony Kart / Vortex / Vega	6	4.417	0.953	1:01.882	11
12	307	Chiesa Corse		Florescu Petru		Zanardi / Parilla / Vega	6	6.095	1.678	1:01.615	12
13	368	Morsicani Racing S.a.s		Pulcini Leonardo		Tony Kart / Vortex / Vega	6	6.148	0.053	1:01.660	13
14	347	M2 Racing Karts		Garcia Marta		Crg / Vortex / Vega	6	7.729	1.581	1:01.785	14
15	308	Birel Motorsport S.r.l.		Aubry Gabriel		Birel / Tm / Vega	6	7.736	0.007	1:01.805	15
16	309	Lenzokart		Lehouck Arthur		Lenzo / Lke / Vega	6	7.791	0.055	1:01.659	16
17	348	Kohtala Sports		Pasma Patrik		Kosmic / Vortex / Vega	6	7.861	0.070	1:01.912	17
18	378	M2 Racing Karts		Lloveras Xavier		Crg / Vortex / Vega	6	7.898	0.037	1:01.827	18
19	336	Ward Racing		Korpivaara Ilmari		Tony Kart / Vortex / Vega	6	8.629	0.731	1:01.806	19
20	371	Crg Holland		Pex Stan		Crg / Tm / Vega	6	8.928	0.299	1:01.773	20
21	351	Kohtala Sports		Eriksson Joona		Kosmic / Vortex / Vega	6	9.455	0.527	1:01.650	21
22	383	Garcia Eduardo		Garcia Sanchez Eduardo		Fa Kart / Vortex / Vega	6	9.695	0.240	1:02.560	22
23	366	Shlom Vadim		Shlom Yan Leon		Pcr / Parilla / Vega	6	14.851	5.156	1:02.870	23
24	321	Art Grand Prix Srl		Xia Yifan		Art Gp / Tm / Vega	6	15.127	0.276	1:02.646	24

Leaders : No.326 Ticktum Daniel (1-3) / No.330 Daruvala Jehan (4-6)

Start Time : 23/03/2013 - 16:04:30

Best Lap : No.363 Russo Guillermo 1:01.334 99,78 Kph

Weather : Sunny Air : 12°C Track : Dry

Event Record : No.326 Ticktum Daniel 1:00.954 100,40 Kph



KFJ

Qualifying Heat A-B
Lap Chart

For information purposes. No official / regulatory value

	1	2	3	4	5	6	7	8	9	10	11	12	13	14	15	16	17	18	19	20	21	22	23	24	
Grid	326	363	325	317	330	311	323	338	348	373	345	310	371	368	309	383	307	308	336	351	378	347	321	366	
Start	326	325	330	363	317	323	311	348	338	373	310	345	368	383	371	308	309	307	351	336	347	366	378	321	
Lap 1 Interval	326	330 0.3	325 0.0	323 0.2	363 0.3	317 0.5	348 0.4	311 0.0	338 0.0	310 0.3	373 0.2	345 0.0	383 0.7	307 1.0	308 0.1	378 0.4	368 0.4	347 0.4	336 0.7	366 0.0	309 0.5	321 0.0	371 0.1	351 0.0	
Lap 2	326	330 0.1	325 0.1	323 0.1	363 0.4	311 1.1	317 0.0	338 0.0	310 0.9	373 0.2	345 0.1	373 0.3	348 0.0	383 0.0	307 0.1	308 0.5	368 0.7	378 0.0	347 0.4	336 1.0	309 0.4	371 0.7	351 0.3	366 0.4	321 0.0
Lap 3	326	330 0.1	325 0.1	323 0.0	363 0.2	311 1.4	338 0.2	317 0.5	310 0.7	373 0.4	345 0.3	373 0.3	308 0.0	348 0.6	368 0.0	378 0.2	383 0.3	347 0.1	309 0.9	336 0.3	371 0.6	351 0.1	321 1.4	366 0.8	
Lap 4	330	326 0.5	325 0.0	363 0.2	323 0.0	311 1.0	338 0.2	317 0.3	310 1.1	373 0.3	345 0.5	308 0.3	307 0.0	368 0.5	378 0.6	348 0.0	347 0.6	383 0.6	309 0.0	336 0.1	371 1.0	351 0.2	366 2.8	321 0.0	
Lap 5	330	326 0.2	363 0.4	323 0.2	325 0.0	311 0.9	317 0.1	338 0.5	310 0.8	373 0.4	345 0.8	308 0.9	368 0.0	307 0.1	378 0.1	348 0.1	347 0.5	309 0.8	336 0.1	371 0.9	383 0.1	351 0.2	321 4.1	366 0.0	
Lap 6	330	326 0.0	363 0.1	325 0.2	323 0.3	317 0.8	311 0.5	338 0.0	310 0.6	373 0.6	345 0.9	307 1.6	368 0.0	347 1.5	308 0.0	309 0.0	348 0.0	378 0.0	336 0.7	371 0.2	351 0.5	383 0.2	366 5.1	321 0.2	



KFJ

Qualifying Heat A-B
Lap Time Analysis

For information purposes. No official / regulatory value

Laps	Sector 1	Sector 2	Sector 3	Lap Time	Laps	Sector 1	Sector 2	Sector 3	Lap Time	Laps	Sector 1	Sector 2	Sector 3	Lap Time
No.307 Florescu Petru					No.323 Kari Niko					No.345 Munoz Adrian				
1	24.123	22.320	20.187	1:06.630	2	20.465	22.439	20.606	1:03.510	5	19.900	22.162	20.272	1:02.334
2	19.969	21.772	19.874	1:01.615	3	20.337	22.025	20.284	1:02.646	6	19.986	21.819	20.031	1:01.836
3	20.278	22.156	19.959	1:02.393	4	20.558	22.918	20.289	1:03.765	No.347 Garcia Marta				
4	20.325	21.781	19.851	1:01.957	5	20.702	22.179	20.299	1:03.180	1	24.944	22.873	20.170	1:07.987
5	19.874	22.960	19.976	1:02.810	6	20.922	22.318	20.957	1:04.197	2	20.159	21.755	20.020	1:01.934
6	20.694	21.668	20.085	1:02.447	No.325 Ahmed Enaam					3	19.897	22.001	20.200	1:02.098
No.308 Aubry Gabriel					No.326 Ticktum Daniel					No.348 Pasma Patrik				
1	24.310	22.517	20.087	1:06.914	1	20.616	22.543	20.273	1:03.432	1	21.894	22.293	20.535	1:04.722
2	20.177	21.847	19.938	1:01.962	2	19.971	21.916	19.984	1:01.871	2	20.817	22.284	20.770	1:03.871
3	20.096	22.038	19.831	1:01.965	3	20.033	21.854	19.874	1:01.761	3	20.390	22.742	20.209	1:03.341
4	20.151	21.678	19.976	1:01.805	4	20.114	22.178	19.936	1:02.228	4	20.258	21.929	20.212	1:02.399
5	20.040	22.547	20.099	1:02.686	5	19.904	22.511	19.853	1:02.268	5	19.937	22.008	19.967	1:01.912
6	21.639	22.211	20.416	1:04.266	6	19.959	21.889	19.864	1:01.712	6	21.302	22.388	20.220	1:03.910
No.309 Lehouck Arthur					No.330 Daruvala Jehan					No.351 Eriksson Joona				
1	26.353	22.942	20.367	1:09.662	1	21.068	22.426	20.124	1:03.618	1	25.002	23.286	21.408	1:09.696
2	19.925	22.087	19.933	1:01.945	2	19.971	21.916	19.984	1:01.871	2	20.507	22.341	20.038	1:02.886
3	19.840	21.867	19.952	1:01.659	3	19.817	21.888	19.958	1:01.663	3	19.983	21.806	19.861	1:01.650
4	19.891	21.902	20.171	1:01.964	4	20.425	22.040	19.945	1:02.410	4	19.926	22.402	20.037	1:02.365
5	20.031	21.885	20.009	1:01.925	5	19.744	21.814	19.928	1:01.486	5	20.057	21.827	20.005	1:01.889
6	19.977	22.159	20.340	1:02.476	6	19.801	22.242	20.133	1:02.176	6	20.194	22.471	20.037	1:02.702
No.310 De Francesco Devlin					No.336 Korpivaara Ilmari					No.363 Russo Guillermo				
1	22.343	22.522	20.135	1:05.000	1	25.476	23.083	20.281	1:08.840	1	21.285	22.304	20.636	1:04.225
2	20.525	22.236	19.905	1:02.666	2	20.241	21.964	19.951	1:02.156	2	20.007	21.899	19.900	1:01.806
3	20.232	21.948	19.949	1:02.129	3	20.267	22.093	20.057	1:02.417	3	19.807	21.702	19.825	1:01.334
4	20.086	21.840	19.979	1:01.905	4	20.020	21.921	19.865	1:01.806	4	20.083	22.079	19.951	1:02.113
5	19.939	21.771	19.970	1:01.680	5	20.196	21.806	19.888	1:01.890	5	19.817	22.002	19.816	1:01.635
6	19.910	21.710	19.974	1:01.594	6	20.021	22.305	20.848	1:03.174	6	19.889	21.787	20.175	1:01.851
No.311 Sitnikov Nikita					No.338 Vartanyan Alexander					No.366 Shlom Yan Leon				
1	21.887	22.028	21.190	1:05.105	1	22.328	22.312	20.170	1:04.810	1	24.537	23.375	20.594	1:08.506
2	20.056	21.836	20.056	1:01.948	2	20.463	21.794	19.795	1:02.052	2	20.270	23.314	20.471	1:04.055
3	19.861	21.782	20.034	1:01.677	3	20.052	21.731	19.951	1:01.734	3	20.823	22.297	20.430	1:03.550
4	19.867	21.843	20.020	1:01.730	4	20.052	21.744	19.924	1:01.720	4	20.137	22.409	20.324	1:02.870
5	19.842	21.934	20.039	1:01.815						5	20.825	22.249	20.206	1:03.280
6	19.948	22.402	20.136	1:02.486						6	20.738	22.329	20.799	1:03.866
No.317 Pull James														
1	22.179	21.996	20.536	1:04.711										
2	20.064	22.126	20.297	1:02.487										
3	20.594	21.841	19.972	1:02.407										
4	19.875	21.751	19.852	1:01.478										
5	19.781	21.800	19.853	1:01.434										
6	19.868	21.969	19.900	1:01.737										
No.321 Xia Yifan														
1	24.379	23.784	20.619	1:08.782										



KFJ

Qualifying Heat A-B
Lap Time Analysis

For information purposes. No official / regulatory value

Laps Sector 1 Sector 2 Sector 3 Lap Time

No.368 Pulcini Leonardo

1	25.200	22.705	20.133	1:08.038
2	19.833	21.858	20.103	1:01.794
3	19.850	22.089	19.997	1:01.936
4	19.870	21.791	19.999	1:01.660
5	19.811	22.122	20.263	1:02.196
6	20.352	21.917	20.332	1:02.601

No.371 Pex Stan

1	26.970	22.782	20.119	1:09.871
2	20.216	22.236	20.084	1:02.536
3	20.019	21.838	20.024	1:01.881
4	20.132	22.134	19.951	1:02.217
5	19.971	21.691	20.111	1:01.773
6	19.958	21.888	20.717	1:02.563

No.373 Trvisanutto Lorenzo

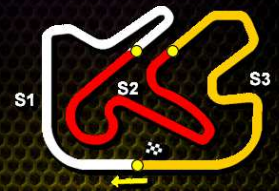
1	22.246	22.872	20.181	1:05.299
2	20.459	22.248	20.108	1:02.815
3	19.943	22.097	20.176	1:02.216
4	19.875	21.864	20.020	1:01.759
5	19.888	21.852	20.092	1:01.832
6	19.861	21.828	20.054	1:01.743

No.378 Lloveras Xavier

1	23.905	22.556	20.285	1:06.746
2	20.045	22.302	19.978	1:02.325
3	19.902	22.343	19.871	1:02.116
4	20.110	21.889	20.017	1:02.016
5	19.821	21.952	20.054	1:01.827
6	20.867	22.161	21.061	1:04.089

No.383 Garcia Sanchez Eduardo

1	22.961	22.600	20.177	1:05.738
2	20.108	22.141	20.311	1:02.560
3	21.078	22.534	20.328	1:03.940
4	19.989	22.769	20.261	1:03.019
5	20.614	22.138	20.420	1:03.172
6	20.114	22.676	20.398	1:03.188



























KFJ

Qualifying Heat A-B

Document 23

Starting Grid

Subject to scrutineering & sporting investigations

321	Xia Yifan Art Gp / Tm / Vega		12	366	Shlom Yan Leon Pcr / Parilla / Vega	
378	Lloveras Xavier Crg / Vortex / Vega		11	347	Garcia Marta Crg / Vortex / Vega	
336	Korpivaara Ilmari Tony Kart / Vortex / Vega		10	351	Eriksson Joonas Kosmic / Vortex / Vega	
307	Florescu Petru Zanardi / Parilla / Vega		9	308	Aubry Gabriel Birel / Tm / Vega	
309	Lehouck Arthur Lenzo / Lke / Vega		8	383	Garcia Sanchez Eduardo Fa Kart / Vortex / Vega	
371	Pex Stan Crg / Tm / Vega		7	368	Pulcini Leonardo Tony Kart / Vortex / Vega	
345	Munoz Adrian Tony Kart / Vortex / Vega		6	310	De Francesco Devlin Crg / Bmb / Vega	
348	Pasma Patrik Kosmic / Vortex / Vega		5	373	Travisanutto Lorenzo Tony Kart / Vortex / Vega	
323	Kari Niko Lh / Tm / Vega		4	338	Vartanyan Alexander Tony Kart / Vortex / Vega	
330	Daruvala Jehan Fa Kart / Vortex / Vega		3	311	Sitnikov Nikita Tony Kart / Bmb / Vega	
325	Ahmed Enaam Fa Kart / Vortex / Vega		2	317	Pull James Zanardi / Parilla / Vega	
326	Ticktum Daniel Fa Kart / Vortex / Vega		1	363	Russo Guillermo Fa Kart / Vortex / Vega	

POLE POSITION





KFJ

Qualifying Heat C-D

Document 32

Results

Subject to scrutineering & sporting investigations

Rnk	No.	Entrant	Nat	Driver	Nat	Equipment	Laps	Gap	Interv.	Best Lap	Points
1	327	Ricky Flynn Motorsport		Norris Lando		Fa Kart / Vortex / Vega	6			1:01.697	0
2	329	Ricky Flynn Motorsport		Fewtrell Max		Fa Kart / Vortex / Vega	6	3.384	3.384	1:02.207	2
3	304	Keijzer Racing		Van Leeuwen Martijn		Zanardi / Parilla / Vega	6	4.070	0.686	1:01.986	3
4	306	Tony Kart Racing Team		Mazepin Nikita		Tony Kart / Vortex / Vega	6	4.484	0.414	1:02.166	4
5	335	Ward Racing		Sargeant Logan		Tony Kart / Vortex / Vega	6	5.050	0.566	1:01.789	5
6	328	Ricky Flynn Motorsport		Bale Tom		Fa Kart / Vortex / Vega	6	5.688	0.638	1:01.811	6
7	319	Energy Corse Srl		Thompson Parker		Energy / Tm / Vega	6	6.115	0.427	1:02.029	7
8	380	Av Racer		Machado Alexandre		Zanardi / Bmb / Vega	6	6.372	0.257	1:01.764	8
9	333	Defourny Didier		Defourny Max		Kosmic / Vortex / Vega	6	6.861	0.489	1:01.983	9
10	334	Gandolfi Ennio Raing		Raucci Giuliano		Energy / Tm / Vega	6	8.197	1.336	1:02.538	10
11	305	Zanardi		Beckmann David		Zanardi / Bmb / Vega	6	8.928	0.731	1:01.974	11
12	370	Chiesa Corse		Sun Yueyang		Zanardi / Parilla / Vega	6	10.686	1.758	1:02.443	12
13	302	Baby Race Srl		Lorandi Leonardo		Tony Kart / Vortex / Vega	6	10.989	0.303	1:02.534	13
14	324	Lh Racing Team		Raspatelli Matteo		Lh / Tm / Vega	6	11.097	0.108	1:02.455	14
15	381	Av Racer		Fontecha Laia		Zanardi / Bmb / Vega	6	11.703	0.606	1:02.671	15
16	320	Art Grand Prix Srl		Sette Camara Sergio		Art Gp / Tm / Vega	6	12.177	0.474	1:02.528	16
17	372	Wk Motorsport		Korbela Lukas		Zanardi / Vortex / Vega	6	12.818	0.641	1:03.111	17
18	379	M2 Racing Karts		Santos Lisard		Crg / Vortex / Vega	6	12.831	0.013	1:02.922	18
19	312	Team Komarov		Matveev Ivan		Tony Kart / Bmb / Vega	6	13.332	0.501	1:03.044	19
20	314	Dr Srl		Marinescu Alexandra		Dr / Tm / Vega	6	13.750	0.418	1:02.876	20
21	343	Mach1 Motorsport		Hagenaes Nicolai		Mach1 / Tm / Vega	6	24.029	10.279	1:03.038	21
22	382	Av Racer		Ochoa Bruno		Zanardi / Bmb / Vega	6	29.178	5.149	1:02.723	22
23	331	Piers Sexton Racing		Stowell Will		Zanardi / Tm / Vega	3	3 Laps	3 Laps	1:06.897	23

Not Classified

	322	Forza Racing		Shwartzman Robert		Crg / Tm / Vega		DNS			25
--	-----	--------------	--	--------------------------	--	-----------------	--	------------	--	--	-----------

Leaders : No.327 Norris Lando (1-6)

Start Time : 23/03/2013 - 14:56:25

Best Lap : No.327 Norris Lando

1:01.697 99,19 Kph

Weather : Sunny Air : 12°C Track : Dry

Event Record : No.326 Ticktum Daniel

1:00.954 100,40 Kph



KFJ

Qualifying Heat C-D
Lap Chart

For information purposes. No official / regulatory value

	1	2	3	4	5	6	7	8	9	10	11	12	13	14	15	16	17	18	19	20	21	22	23	24
Grid	327	329	305	328	306	380	319	381	304	333	331	334	335	312	302	322	382	324	370	320	379	372	314	343
Start	327	305	329	306	328	319	304	380	381	331	333	335	334	302	312	324	320	382	370	372	379	314	343	
Lap 1 Interval	327	329 1.2	305 0.4	306 0.0	304 0.0	380 0.2	333 0.0	319 0.3	328 0.0	381 0.3	334 0.1	302 0.2	335 0.0	320 0.0	370 0.1	312 0.2	379 0.6	372 0.2	314 0.5	324 0.8	331 0.0	343 11.3	382 6.5	
Lap 2	327	329 1.4	304 1.2	306 0.1	319 1.0	328 0.1	335 0.2	333 0.2	370 0.2	334 0.0	381 0.0	302 0.3	380 0.0	320 0.4	379 0.0	372 0.2	305 0.1	312 0.3	324 0.1	314 0.4	331 3.1	343 8.0	382 6.3	
Lap 3	327	329 1.7	304 1.2	306 0.2	335 1.2	319 0.4	328 0.0	333 0.4	334 0.3	380 0.4	370 1.0	302 0.0	305 0.7	372 0.0	324 0.1	312 0.2	381 0.0	320 0.6	379 0.0	314 0.7	331 7.6	343 1.6	382 6.5	
Lap 4	327	329 2.3	304 1.0	306 0.1	335 1.1	328 0.2	319 0.3	333 0.2	380 0.4	334 0.3	305 1.9	370 0.5	302 0.3	324 0.1	372 0.1	381 0.1	312 0.2	320 0.0	379 0.2	314 1.1	343 9.7	382 5.8		
Lap 5	327	329 2.8	304 0.9	306 0.1	335 0.9	328 0.1	319 0.5	333 0.2	380 0.2	334 1.0	305 1.4	370 0.9	302 0.4	324 0.2	381 0.3	320 0.6	372 0.0	379 0.1	312 0.4	314 0.5	343 10.1	382 5.5		
Lap 6	327	329 3.3	304 0.6	306 0.4	335 0.5	328 0.6	319 0.4	380 0.2	333 0.4	334 1.3	305 0.7	370 1.7	302 0.3	324 0.1	381 0.6	320 0.4	372 0.6	379 0.0	312 0.5	314 0.4	343 10.2	382 5.1		

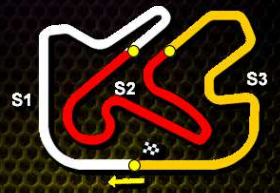


KFJ

Qualifying Heat C-D
Lap Time Analysis

For information purposes. No official / regulatory value

Laps	Sector 1	Sector 2	Sector 3	Lap Time	Laps	Sector 1	Sector 2	Sector 3	Lap Time	Laps	Sector 1	Sector 2	Sector 3	Lap Time
No.302 Lorandi Leonardo					No.320 Sette Camara Sergio					No.333 Defourny Max				
1	23.061	22.727	20.776	1:06.564	2	20.975	22.647	20.273	1:03.895	1	22.605	22.669	20.223	1:05.497
2	21.266	22.735	20.610	1:04.611	3	20.794	22.270	20.161	1:03.225	2	21.253	23.512	20.216	1:04.981
3	20.377	23.158	20.522	1:04.057	4	20.181	22.125	20.143	1:02.449	3	20.204	22.564	20.156	1:02.924
4	20.465	23.284	20.234	1:03.983	5	19.931	21.963	20.135	1:02.029	4	19.990	22.150	20.160	1:02.300
5	20.291	22.125	20.118	1:02.534	6	19.996	22.004	20.161	1:02.161	5	19.970	21.971	20.042	1:01.983
6	20.073	22.383	20.177	1:02.633	1	23.389	22.695	20.399	1:06.483	6	19.991	22.556	20.134	1:02.681
No.304 Van Leeuwen Martijn					No.324 Raspatelli Matteo					No.334 Raucci Giuliano				
1	22.056	23.118	20.187	1:05.361	1	25.371	23.022	20.676	1:09.069	1	22.864	22.878	20.625	1:06.367
2	20.813	22.396	20.162	1:03.371	2	21.294	22.906	20.737	1:04.937	2	20.549	23.245	20.574	1:04.368
3	20.141	22.212	20.101	1:02.454	3	20.365	24.690	20.476	1:05.531	3	20.337	22.242	20.375	1:02.954
4	20.022	22.229	20.205	1:02.456	4	20.238	22.271	20.218	1:02.727	4	20.045	22.264	20.397	1:02.706
5	19.975	21.996	20.120	1:02.091	5	20.320	22.501	20.290	1:03.111	5	20.094	22.166	20.278	1:02.538
6	19.927	21.979	20.080	1:01.986	6	20.106	22.166	20.256	1:02.528	6	20.169	22.218	20.310	1:02.697
No.305 Beckmann David					No.327 Norris Lando					No.335 Sargeant Logan				
1	22.148	22.897	20.499	1:05.544	1	21.005	22.555	20.346	1:03.906	1	23.209	22.791	20.728	1:06.728
2	23.316	23.356	20.418	1:07.090	2	20.188	23.018	20.155	1:03.361	2	20.391	23.037	20.039	1:03.467
3	20.392	23.253	20.236	1:03.881	3	20.269	23.106	20.237	1:03.612	3	20.126	22.171	20.009	1:02.306
4	19.949	22.126	20.241	1:02.316	4	20.243	22.453	20.433	1:03.129	4	20.073	22.082	20.102	1:02.257
5	20.020	21.880	20.074	1:01.974	5	20.486	22.121	20.103	1:02.710	5	19.963	21.922	20.085	1:01.970
6	20.023	21.903	20.093	1:02.019	6	19.987	22.279	20.189	1:02.455	6	19.870	21.930	19.989	1:01.789
No.306 Mazepin Nikita					No.328 Bale Tom					No.343 Hagenaes Nicolai				
1	21.805	22.831	20.852	1:05.488	1	23.130	22.757	20.237	1:06.124	1	36.317	22.915	20.839	1:20.071
2	21.031	22.351	20.200	1:03.582	2	20.266	22.185	20.039	1:02.490	2	20.741	22.428	20.492	1:03.661
3	20.166	22.219	20.105	1:02.490	3	20.016	22.119	20.043	1:02.178	3	20.284	22.363	20.391	1:03.038
4	20.053	22.166	20.137	1:02.356	4	19.870	22.038	19.999	1:01.907	4	21.120	22.254	20.443	1:03.817
5	20.039	22.053	20.074	1:02.166	5	19.861	21.899	20.033	1:01.793	5	20.336	22.567	20.299	1:03.202
6	19.924	22.006	20.292	1:02.222	6	19.805	21.895	19.997	1:01.697	6	20.367	22.213	20.521	1:03.101
No.312 Matveev Ivan					No.329 Fewtrell Max					No.370 Sun Yueyang				
1	23.858	22.760	20.379	1:06.997	1	21.945	22.845	20.311	1:05.101	1	23.434	22.778	20.322	1:06.534
2	20.761	23.690	20.923	1:05.374	2	20.930	23.118	19.987	1:04.035	2	20.765	22.632	20.362	1:03.759
3	20.821	22.875	20.290	1:03.986	3	20.786	22.322	19.935	1:03.043	3	21.384	22.800	20.375	1:04.559
4	20.443	22.618	20.381	1:03.442	4	20.027	22.028	20.016	1:02.071	4	20.467	22.288	20.922	1:03.677
5	20.451	22.895	20.461	1:03.807	5	19.933	21.883	19.995	1:01.811	5	20.081	22.086	20.276	1:02.443
6	20.321	22.367	20.356	1:03.044	6	20.370	21.965	19.989	1:02.324	6	20.139	22.250	20.392	1:02.781
No.314 Marinescu Alexandra					No.331 Stowell Will					No.372 Korbela Lukas				
1	24.134	23.415	20.390	1:07.939	1	24.267	23.801	21.384	1:09.452	1	24.024	23.131	20.339	1:07.494
2	20.356	23.892	20.338	1:04.586	2	20.322	22.181	20.151	1:02.654	2	20.281	23.388	20.456	1:04.125
3	20.367	23.458	21.148	1:04.973	3	20.111	22.222	20.099	1:02.432	3	20.972	22.607	20.471	1:04.050
4	20.458	22.513	20.376	1:03.347	4	20.098	22.261	20.229	1:02.588	4	20.633	22.454	20.320	1:03.407
5	20.323	22.189	20.364	1:02.876	5	20.014	22.170	20.099	1:02.283	5	20.494	22.880	20.254	1:03.628
6	20.372	22.183	20.386	1:02.941	6	19.928	22.146	20.133	1:02.207	6	20.587	22.287	20.237	1:03.111
No.319 Thompson Parker					No.379 Santos Lisard									
1	21.834	23.327	20.914	1:06.075	1	23.939	23.037	20.317	1:07.293					



KFJ

Qualifying Heat C-D
Lap Time Analysis

For information purposes. No official / regulatory value

Laps	Sector 1	Sector 2	Sector 3	Lap Time
2	20.364	22.772	20.904	1:04.040
3	20.363	24.849	20.316	1:05.528
4	20.274	22.551	20.097	1:02.922
5	20.405	22.413	20.272	1:03.090
6	20.289	22.499	20.166	1:02.954

No.380 Machado Alexandre

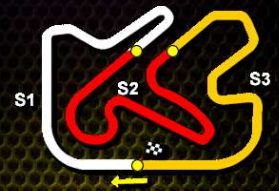
1	22.180	23.071	20.302	1:05.553
2	22.440	23.449	20.071	1:05.960
3	20.468	22.362	20.001	1:02.831
4	19.994	21.960	19.998	1:01.952
5	19.994	21.812	19.958	1:01.764
6	19.880	22.171	19.899	1:01.950

No.381 Fontecha Laia

1	22.555	23.052	20.703	1:06.310
2	20.977	23.280	20.405	1:04.662
3	22.007	23.543	20.163	1:05.713
4	20.263	22.496	20.361	1:03.120
5	20.296	22.340	20.163	1:02.799
6	20.149	22.340	20.182	1:02.671

No.382 Ochoa Bruno

1	41.663	24.756	20.485	1:26.904
2	20.566	22.496	20.412	1:03.474
3	20.396	22.445	20.357	1:03.198
4	20.351	22.444	20.311	1:03.106
5	20.413	22.316	20.179	1:02.908
6	20.172	22.131	20.420	1:02.723



























KFJ

Qualifying Heat C-D


Document 22

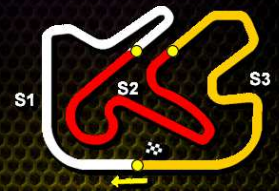
Starting Grid

Subject to scrutineering & sporting investigations

314	Marinescu Alexandra Dr / Tm / Vega		12	343	Hagenaes Nicolai Mach1 / Tm / Vega	
379	Santos Lisard Crg / Vortex / Vega		11	372	Korbela Lukas Zanardi / Vortex / Vega	
370	Sun Yueyang Zanardi / Parilla / Vega		10	320	Sette Camara Sergio Art Gp / Tm / Vega	
382	Ochoa Bruno Zanardi / Bmb / Vega		9	324	Raspatelli Matteo Lh / Tm / Vega	
302	Lorandi Leonardo Tony Kart / Vortex / Vega		8	322	Shwartzman Robert Crg / Tm / Vega	
335	Sargeant Logan Tony Kart / Vortex / Vega		7	312	Matveev Ivan Tony Kart / Bmb / Vega	
331	Stowell Will Zanardi / Tm / Vega		6	334	Raucci Giuliano Energy / Tm / Vega	
304	Van Leeuwen Martijn Zanardi / Parilla / Vega		5	333	Defourny Max Kosmic / Vortex / Vega	
319	Thompson Parker Energy / Tm / Vega		4	381	Fontecha Laia Zanardi / Bmb / Vega	
306	Mazepin Nikita Tony Kart / Vortex / Vega		3	380	Machado Alexandre Zanardi / Bmb / Vega	
305	Beckmann David Zanardi / Bmb / Vega		2	328	Bale Tom Fa Kart / Vortex / Vega	
327	Norris Lando Fa Kart / Vortex / Vega		1	329	Fewtrell Max Fa Kart / Vortex / Vega	

POLE POSITION





KFJ

Qualifying Heat A-E

Document 31

Results

Subject to scrutineering & sporting investigations

Rnk	No.	Entrant	Nat	Driver	Nat	Equipment	Laps	Gap	Interv.	Best Lap	Penalty	Points
1	326	Ricky Flynn Motorsport		Ticktum Daniel		Fa Kart / Vortex / Vega	6			1:01.556		0
2	325	Ricky Flynn Motorsport		Ahmed Enaam		Fa Kart / Vortex / Vega	6	0.212	0.212	1:01.542		2
3	330	Ricky Flynn Motorsport		Daruvala Jehan		Fa Kart / Vortex / Vega	6	2.303	2.091	1:01.506		3
4	301	Baby Race Srl		Lorandi Alessio		Tony Kart / Vortex / Vega	6	2.399	0.096	1:01.668		4
5	323	Lh Racing Team		Kari Niko		Lh / Tm / Vega	6	2.983	0.584	1:01.662		5
6	339	Ward Racing		Atoev Vladimir		Tony Kart / Vortex / Vega	6	4.240	1.257	1:01.595		6
7	355	Tony Kart Racing Team		Betsch Mick		Tony Kart / Vortex / Vega	6	4.489	0.249	1:01.458		7
8	307	Chiesa Corse		Florescu Petru		Zanardi / Parilla / Vega	6	4.582	0.093	1:01.509		8
9	364	Chiesa Corse		Elpitiya Bryan		Zanardi / Parilla / Vega	6	5.820	1.238	1:02.045		9
10	348	Kohtala Sports		Pasma Patrik		Kosmic / Vortex / Vega	6	5.951	0.131	1:01.805		10
11	360	Art Grand Prix Srl		Peltola Olli		Art Gp / Tm / Vega	6	8.085	2.134	1:02.201		11
12	361	Art Grand Prix Srl		Haapalainen Tuomas		Art Gp / Tm / Vega	6	8.745	0.660	1:02.215		12
13	341	Art Grand Prix Srl		Borrelli Diego		Art Gp / Tm / Vega	6	9.216	0.471	1:02.090		13
14	356	Praga Kart Racing		Sato Marino		Praga / Parilla / Vega	6	10.519	1.303	1:02.546		14
15	336	Ward Racing		Korpivaara Ilmari		Tony Kart / Vortex / Vega	6	11.066	0.547	1:02.110		15
16	378	M2 Racing Karts		Lloveras Xavier		Crg / Vortex / Vega	6	11.192	0.126	1:02.188		16
17	371	Crg Holland		Pex Stan		Crg / Tm / Vega	6	11.327	0.135	1:01.690		17
18	318	Energy Corse Srl		Valtonen Isac		Energy / Tm / Vega	6	11.966	0.639	1:02.674		18
19	309	Lenzokart		Lehouck Arthur		Lenzo / Lke / Vega	6	12.510	0.544	1:02.234	+3.000	19
20	345	Jose Luis Bermudez		Munoz Adrian		Tony Kart / Vortex / Vega	6	13.893	1.383	1:02.014	+3.000	20
21	376	Art Grand Prix Srl		Tonteri Paavo Petter		Art Gp / Tm / Vega	6	14.299	0.406	1:02.997		21
22	349	Kohtala Sports		Johansson Antti		Kosmic / Vortex / Vega	6	14.655	0.356	1:02.974		22
23	377	Art Grand Prix Srl		Drugovich Felipe		Art Gp / Tm / Vega	6	14.739	0.084	1:02.952		23

Not Classified

	321	Art Grand Prix Srl		Xia Yifan		Art Gp / Tm / Vega		DNS				25
--	-----	--------------------	--	------------------	--	--------------------	--	------------	--	--	--	-----------

Leaders : No.326 Ticktum Daniel (1-6)

Start Time : 23/03/2013 - 14:23:23

Best Lap : No.355 Betsch Mick 1:01.458 99,58 Kph

Weather : Sunny Air : 12°C Track : Dry

Event Record : No.326 Ticktum Daniel 1:00.954 100,40 Kph



KFJ

Qualifying Heat A-E
Lap Chart

For information purposes. No official / regulatory value

	1	2	3	4	5	6	7	8	9	10	11	12	13	14	15	16	17	18	19	20	21	22	23	24
Grid	326	355	325	339	330	318	323	364	348	360	345	301	371	349	309	361	307	356	336	377	378	376	321	341
Start	355	326	325	339	318	364	330	360	323	301	348	345	309	349	307	361	356	336	377	378	376	341	371	
Lap 1 Interval	326	325 0.3	339 0.5	301 0.2	330 0.9	364 0.3	360 0.2	323 0.5	355 0.2	348 0.3	307 0.1	361 0.3	336 0.2	318 0.0	309 0.3	356 0.3	378 0.4	345 0.2	349 0.3	376 0.4	377 0.1	341 0.0	371 0.1	
Lap 2	326	325 0.2	301 0.7	339 0.1	330 0.5	323 1.5	355 0.5	360 0.3	364 0.0	348 0.4	307 0.3	361 0.1	318 0.1	309 0.6	356 0.3	336 0.1	341 0.7	349 0.1	376 0.5	345 0.0	371 0.1	377 0.5	378 0.2	
Lap 3	326	325 0.2	301 0.7	339 0.3	330 0.5	323 1.2	355 0.3	364 1.2	348 0.5	307 0.2	360 0.4	361 0.0	318 0.1	309 0.2	336 0.3	356 0.2	341 0.5	345 0.6	371 0.5	349 0.3	376 0.1	378 0.0	377 0.6	
Lap 4	326	325 0.2	301 1.0	339 0.0	330 0.4	323 1.5	355 0.3	364 1.5	307 0.2	348 0.6	360 1.1	309 0.4	318 0.1	361 0.0	356 0.2	341 0.0	336 0.1	345 0.2	371 0.2	378 1.2	349 1.0	376 0.2	377 1.1	
Lap 5	326	325 0.1	330 2.6	301 0.0	339 0.3	323 0.0	355 0.2	307 1.6	364 0.4	348 0.4	360 1.8	361 0.6	309 0.3	341 0.0	318 0.2	356 0.1	345 0.2	336 0.2	371 0.2	378 0.3	349 1.9	376 0.3	377 0.9	
Lap 6	326	325 0.2	330 2.0	301 0.0	323 0.5	339 1.2	355 0.2	307 0.0	364 1.2	348 0.1	360 2.1	361 0.6	341 0.4	309 0.2	356 1.0	345 0.3	336 0.1	378 0.1	371 0.1	318 0.6	376 2.3	349 0.3	377 0.0	



KFJ

Qualifying Heat A-E
Lap Time Analysis

For information purposes. No official / regulatory value

Laps	Sector 1	Sector 2	Sector 3	Lap Time	Laps	Sector 1	Sector 2	Sector 3	Lap Time	Laps	Sector 1	Sector 2	Sector 3	Lap Time
No.301 Lorandi Alessio					No.330 Daruvala Jehan					No.349 Johansson Antti				
1	21.334	21.857	20.000	1:03.191	2	20.016	21.957	19.963	1:01.936	5	19.954	21.838	20.013	1:01.805
2	20.054	21.836	19.961	1:01.851	3	19.864	21.813	20.076	1:01.753	6	20.011	22.009	19.943	1:01.963
3	19.897	21.785	20.079	1:01.761	4	19.813	21.744	19.999	1:01.556	No.355 Betsch Mick				
4	19.945	21.888	20.032	1:01.865	5	19.936	21.852	20.041	1:01.829	1	23.497	23.871	20.686	1:08.054
5	20.473	22.687	20.214	1:03.374	6	20.237	21.848	20.004	1:02.089	2	20.263	22.266	20.445	1:02.974
6	19.952	21.784	19.932	1:01.668	No.336 Korpivaara Ilmari					3	20.102	22.834	20.638	1:03.574
No.307 Florescu Petru					1	22.307	22.033	19.931	1:04.271	4	20.818	22.433	20.444	1:03.695
1	22.707	22.567	20.275	1:05.549	2	19.866	21.885	19.848	1:01.599	5	20.366	22.275	20.443	1:03.084
2	20.007	22.038	20.987	1:03.032	3	19.996	21.818	20.109	1:01.923	6	20.286	22.454	21.493	1:04.233
3	20.275	21.844	20.149	1:02.268	4	19.814	21.741	19.951	1:01.506	No.356 Sato Marino				
4	19.998	21.605	19.906	1:01.509	5	19.970	22.773	20.044	1:02.787	1	23.589	22.973	20.070	1:06.632
5	19.872	21.667	19.994	1:01.533	6	19.764	21.840	20.021	1:01.625	2	20.247	22.620	20.139	1:03.006
6	19.990	21.628	19.904	1:01.522	No.339 Atoev Vladimir					3	20.032	22.038	20.476	1:02.546
No.309 Lehouck Arthur					1	23.257	22.663	19.995	1:05.915	4	20.047	22.515	20.228	1:02.790
1	22.856	23.336	20.481	1:06.673	2	20.615	23.257	19.924	1:03.796	5	20.529	22.289	20.276	1:03.094
2	20.216	22.757	20.036	1:03.009	3	20.022	21.969	20.119	1:02.110	6	20.567	22.184	20.392	1:03.143
3	19.957	21.932	20.345	1:02.234	4	19.905	22.941	20.450	1:03.296	No.360 Peltola Olli				
4	20.144	22.523	20.220	1:02.887	5	20.869	22.583	19.933	1:03.385	1	22.509	22.228	20.099	1:04.836
5	20.032	22.967	20.155	1:03.154	6	20.313	22.348	20.511	1:03.172	2	20.171	22.725	20.563	1:03.459
6	20.373	21.980	20.241	1:02.594	No.341 Borrelli Diego					3	20.437	22.411	20.663	1:03.511
No.318 Valtonen Isac					1	20.344	22.019	19.899	1:02.262	4	20.496	22.264	20.158	1:02.918
1	24.017	22.754	20.070	1:06.841	2	20.078	21.813	20.041	1:01.932	5	20.496	22.264	20.158	1:02.918
2	20.196	21.946	20.537	1:02.679	3	20.078	21.813	20.041	1:01.932	6	19.952	22.484	20.098	1:02.534
3	20.396	22.026	20.252	1:02.674	4	19.877	21.768	19.950	1:01.595	No.361 Haapalainen Tuomas				
4	20.221	22.836	20.189	1:03.246	5	20.302	22.985	20.374	1:03.661	1	22.833	22.827	20.138	1:05.798
5	20.525	22.236	20.504	1:03.265	6	20.353	22.261	20.517	1:03.131	2	20.008	22.072	20.715	1:02.795
6	21.248	23.449	20.086	1:04.783	No.345 Munoz Adrian					3	20.302	22.159	20.200	1:02.661
No.323 Kari Niko					1	23.239	24.285	20.195	1:07.719	4	20.312	23.119	20.048	1:03.479
1	22.564	22.626	20.117	1:05.307	2	20.056	21.930	20.104	1:02.090	5	20.071	22.321	20.136	1:02.528
2	19.933	22.188	19.873	1:01.994	3	19.997	22.075	20.114	1:02.186	6	19.952	21.957	20.306	1:02.215
3	19.853	21.774	20.035	1:01.662	4	20.013	22.065	20.190	1:02.268	No.364 Elpitiya Bryan				
4	19.906	21.807	20.053	1:01.766	5	20.399	22.146	20.076	1:02.621	1	22.004	22.250	20.443	1:04.697
5	19.835	21.859	20.059	1:01.753	6	20.064	21.990	20.197	1:02.251	2	20.526	22.812	20.399	1:03.737
6	19.999	21.839	20.000	1:01.838	No.348 Pasma Patrik					3	20.158	21.854	20.241	1:02.253
No.325 Ahmed Enaam					1	22.893	22.589	20.157	1:05.639	4	20.042	21.897	20.106	1:02.045
1	20.693	22.110	19.932	1:02.735	2	20.115	22.022	20.785	1:02.922	5	20.029	22.078	20.166	1:02.273
2	20.013	21.955	19.865	1:01.833	3	19.975	22.135	20.225	1:02.335	6	20.063	22.039	20.170	1:02.272
3	19.901	21.823	20.055	1:01.779	4	20.363	22.035	20.008	1:02.406	No.326 Ticktum Daniel				
4	19.787	21.863	19.892	1:01.542	No.326 Ticktum Daniel									
5	19.850	22.010	19.879	1:01.739										
6	20.149	22.081	19.948	1:02.178										



KFJ

Qualifying Heat A-E
Lap Time Analysis

For information purposes. No official / regulatory value

Laps Sector 1 Sector 2 Sector 3 Lap Time

No.371 Pex Stan

1	22.183	24.054	20.147	1:06.384
2	20.582	21.907	20.295	1:02.784
3	20.183	22.176	20.241	1:02.600
4	19.945	21.737	20.008	1:01.690
5	20.388	22.479	20.227	1:03.094
6	20.669	22.498	20.064	1:03.231

No.376 Tonteri Paavo Petter

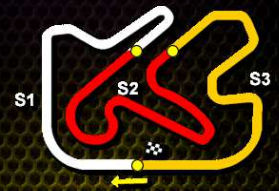
1	23.757	23.727	20.323	1:07.807
2	20.413	22.281	20.303	1:02.997
3	20.513	22.379	20.305	1:03.197
4	20.823	22.580	20.387	1:03.790
5	20.547	22.219	20.462	1:03.228
6	20.178	22.339	20.993	1:03.510

No.377 Drugovich Felipe

1	24.253	23.736	20.333	1:08.322
2	20.884	22.330	20.310	1:03.524
3	20.134	22.637	20.477	1:03.248
4	20.193	23.673	20.376	1:04.242
5	20.267	22.224	20.461	1:02.952
6	20.235	22.253	20.550	1:03.038

No.378 Lloveras Xavier

1	23.554	23.125	20.261	1:06.940
2	20.434	23.252	21.386	1:05.072
3	20.116	22.127	20.101	1:02.344
4	20.453	21.901	20.041	1:02.395
5	20.076	21.841	20.271	1:02.188
6	20.176	22.545	20.036	1:02.757



























KFJ

Qualifying Heat A-E
Starting Grid

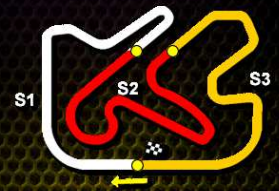
Document 21

Subject to scrutineering & sporting investigations

321	Xia Yifan Art Gp / Tm / Vega		12	341	Borrelli Diego Art Gp / Tm / Vega	
378	Lloveras Xavier Crg / Vortex / Vega		11	376	Tonteri Paavo Petter Art Gp / Tm / Vega	
336	Korpivaara Ilmari Tony Kart / Vortex / Vega		10	377	Drugovich Felipe Art Gp / Tm / Vega	
307	Florescu Petru Zanardi / Parilla / Vega		9	356	Sato Marino Praga / Parilla / Vega	
309	Lehouck Arthur Lenzo / Lke / Vega		8	361	Haapalainen Tuomas Art Gp / Tm / Vega	
371	Pex Stan Crg / Tm / Vega		7	349	Johansson Antti Kosmic / Vortex / Vega	
345	Munoz Adrian Tony Kart / Vortex / Vega		6	301	Lorandi Alessio Tony Kart / Vortex / Vega	
348	Pasma Patrik Kosmic / Vortex / Vega		5	360	Peltola Olli Art Gp / Tm / Vega	
323	Kari Niko Lh / Tm / Vega		4	364	Elpitiya Bryan Zanardi / Parilla / Vega	
330	Daruvala Jehan Fa Kart / Vortex / Vega		3	318	Valtonen Isac Energy / Tm / Vega	
325	Ahmed Enaam Fa Kart / Vortex / Vega		2	339	Atoev Vladimir Tony Kart / Vortex / Vega	
326	Ticktum Daniel Fa Kart / Vortex / Vega		1	355	Betsch Mick Tony Kart / Vortex / Vega	

POLE POSITION





KFJ

Qualifying Heat B-D

Document 30.1

Results

Subject to scrutineering & sporting investigations

Rnk	No.	Entrant	Nat	Driver	Nat	Equipment	Laps	Gap	Interv.	Best Lap	Penalty	Points
1	311	Team Komarov	RUS	Sitnikov Nikita	RUS	Tony Kart / Bmb / Vega	6			1:01.809		0
2	363	Genikart	ESP	Russo Guillermo	ESP	Fa Kart / Vortex / Vega	6	0.336	0.336	1:01.929		2
3	328	Ricky Flynn Motorsport	GBR	Bale Tom	ARE	Fa Kart / Vortex / Vega	6	0.468	0.132	1:01.581		3
4	368	Morsicani Racing S.a.s	ITA	Pulcini Leonardo	ITA	Tony Kart / Vortex / Vega	6	2.104	1.636	1:01.762		4
5	338	Ward Racing	SWE	Vartanyan Alexander	RUS	Tony Kart / Vortex / Vega	6	2.468	0.364	1:01.718		5
6	333	Defourny Didier	LUX	Defourny Max	BEL	Kosmic / Vortex / Vega	6	2.553	0.085	1:01.633		6
7	351	Kohtala Sports	FIN	Eriksson Joonas	FIN	Kosmic / Vortex / Vega	6	5.282	2.729	1:02.032		7
8	324	Lh Racing Team	SWE	Raspatelli Matteo	BEL	Lh / Tm / Vega	6	6.028	0.746	1:02.107		8
9	381	Av Racer	ESP	Fontecha Laia	ESP	Zanardi / Bmb / Vega	6	6.213	0.185	1:02.179		9
10	380	Av Racer	ESP	Machado Alexandre	AND	Zanardi / Bmb / Vega	6	7.046	0.833	1:01.585		10
11	343	Mach1 Motorsport	NOR	Hagenaes Nicolai	NOR	Mach1 / Tm / Vega	6	7.813	0.767	1:02.323		11
12	310	Dfr	USA	De Francesco Devlin	USA	Crg / Bmb / Vega	6	7.870	0.057	1:01.773		12
13	320	Art Grand Prix Srl	ITA	Sette Camara Sergio	BRA	Art Gp / Tm / Vega	6	9.492	1.622	1:02.551		13
14	347	M2 Racing Karts	ESP	Garcia Marta	ESP	Crg / Vortex / Vega	6	11.326	1.834	1:01.975		14
15	383	Garcia Eduardo	ESP	Garcia Sanchez Eduardo	ESP	Fa Kart / Vortex / Vega	6	11.373	0.047	1:02.850		15
16	317	Team Oakes	GBR	Pull James	SGP	Zanardi / Parilla / Vega	6	11.424	0.051	1:01.531	+10.000	16
17	312	Team Komarov	RUS	Matveev Ivan	RUS	Tony Kart / Bmb / Vega	6	11.469	0.045	1:02.459		17
18	372	Wk Motorsport	POL	Korbela Lukas	POL	Zanardi / Vortex / Vega	6	11.951	0.482	1:02.263		18
19	334	Gandolfi Ennio Raing	ITA	Rauci Giuliano	BRA	Energy / Tm / Vega	6	16.133	4.182	1:02.364		19
20	366	Shlom Vadim	RUS	Shlom Yan Leon	RUS	Pcr / Parilla / Vega	4	2 Laps	2 Laps	1:05.127		20
21	329	Ricky Flynn Motorsport	GBR	Fewtrell Max	GBR	Fa Kart / Vortex / Vega	0	6 Laps	4 Laps			21
22	308	Birel Motorsport S.r.l.	ITA	Aubry Gabriel	FRA	Birel / Tm / Vega	0	6 Laps	0.573			22

No.317 Pull James : 10 sec time penalty for bad manoeuvre (art 2.24 CIK General Prescriptions). According to Stewards' Decision No.4.

Not Classified

322	Forza Racing	GBR	Shwartzman Robert	RUS	Crg / Tm / Vega		DNS					25
373	Trvisanutto Fabrizio	ITA	Trvisanutto Lorenzo	ITA	Tony Kart / Vortex / Vega		Excluded			1:01.855		26

No.373 Trvisanutto Lorenzo : Excluded for technical non conformity. According to Stewards' Decision No.5.

Start Time : 23/03/2013 - 12:43:46

Weather : Sunny Air : 12°C Track : Dry

Leaders : No.363 Russo Guillermo (1-2) / No.311 Sitnikov Nikita (3-6)

Best Lap : No.317 Pull James 1:01.531 99,46 Kph

Event Record : No.326 Ticktum Daniel 1:00.954 100,40 Kph



DOCUMENT N° 5

**DÉCISION DES COMMISSAIRES SPORTIFS
STEWARDS' DECISION**

PÉNALITÉ INFLIGÉE AU CONCURRENT (NOM) : **Trvisanutto Fabrizio**
PENALTY INFLICTED UPON THE ENTRANT (NAME):

NATIONALITÉ / NATIONALITY: **ITA**

N°: **373** PILOTE : **Trvisanutto Lorenzo**
No.: DRIVER :

Concerne la partie de l'Épreuve : **KFJ - Qualifying Heat B-D**
Concerns the part of the event:

ÉNONCÉ / STATEMENT:

Exclusion from the above Heat concerned

MOTIF / REASON:

After the session concerned, the kart was checked with technical non conformity regarding inlet silencer (reported by the Technical Delegate). Having considered the report from Technical Delegate and after hearing the Entrant concerned, the Steward feel that this fact contravenes art 2.17 CIK Technical Regulations. The Steward take this decision in accordance with art 152 and 153 FIA International Sporting Code.

Décision annoncée
Decision announced

Date / Date: **23/03/2013**

Heure / Time: **13:18**

Nom / Name

Signature

Président du Collège / *Chairman of the Panel:*

Di Bari Oronzo (ITA) :

Membres du Collège / *Members of the Panel:*

Enric Ruidavets (ESP) :

Pere Saura (ESP) :

NOTIFICATION AU CONCURRENT CONCERNÉ / NOTIFICATION TO THE RELEVANT ENTRANT

Je soussigné :
I undersigned: Nom personnel / *personal name*

Représentant du Concurrent : **Trvisanutto Fabrizio**
Representing the Entrant: Nom du Concurrent / *Entrant's name*

Certifie avoir reçu notification du document N° **5** des Commissaires Sportifs de l'Épreuve.
Certify that I have been notified of document No. by the Stewards of the Meeting.

Date : Heure / Time: Signature :



DOCUMENT N° 4

DÉCISION DES COMMISSAIRES SPORTIFS

STEWARDS' DECISION

PÉNALTÉ INFLIGÉE AU CONCURRENT (NOM) : <i>PENALTY INFLICTED UPON THE ENTRANT (NAME):</i>	Team Oakes
NATIONALITÉ / NATIONALITY:	GBR
N°: No.:	317
PILOTE : DRIVER :	Pull James

Concerne la partie de l'Épreuve : **KFJ - Qualifying Heat B-D**
Concerns the part of the event:

ÉNONCÉ / STATEMENT:

10 sec time penalty in the above session concerned

MOTIF / REASON:

The Driver no. 317 was involved in an incident. In the Heat in 1 lap by post 3 he pushed the kart in front of him an following of this manoeuvre he takes an advantage (reported by the Judge of Fact, proved by relevant video sequence). Having considered the report of the Judge of Fact, having considered the video and after hearing the Entrant concerned, the Stewards assess this manoeuvre as an incident according art 2.24 CIK GP. This decision is made in application of art. 2.24 CIK GP and art. 153 ISC

Décision annoncée <i>Decision announced</i>	Date / Date: 23/03/2013	Heure / Time: 13:10
---	--------------------------------	----------------------------

Nom / Name	Signature
Président du Collège / <i>Chairman of the Panel:</i>	
Di Bari Oronzo (ITA) :
Membres du Collège / <i>Members of the Panel:</i>	
Enric Ruidavets (ESP) :
Pere Saura (ESP) :

NOTIFICATION AU CONCURRENT CONCERNÉ / NOTIFICATION TO THE RELEVANT ENTRANT

Je soussigné :
I undersigned: Nom personnel / personal name

Représentant du Concurrent : **Team Oakes**
Representing the Entrant: Nom du Concurrent / Entrant's name

Certifie avoir reçu notification du document N° **4** des Commissaires Sportifs de l'Épreuve.
Certify that I have been notified of document No. by the Stewards of the Meeting.

Date : Heure / Time: Signature :



KFJ

Qualifying Heat B-D
Lap Chart

For information purposes. No official / regulatory value

	1	2	3	4	5	6	7	8	9	10	11	12	13	14	15	16	17	18	19	20	21	22	23	24	
Grid	363	329	317	328	311	380	338	381	373	333	310	334	368	312	383	322	308	324	351	320	347	372	366	343	
Start	363	317	311	329	328	338	373	310	368	380	381	383	333	308	334	312	351	324	347	320	372	343	366		
Lap 1 Interval	363	311 0.4	317 1.7	328 0.0	368 0.3	373 1.0	338 0.1	333 0.0	381 0.2	351 0.0	312 0.5	324 0.1	343 0.2	372 0.2	320 0.7	383 1.0	310 0.6	366 0.2	380 0.9	347 0.7	334 4.8				
Lap 2	363	311 0.1	328 1.6	368 0.5	317 0.0	338 0.8	333 0.4	373 0.2	381 0.4	351 0.1	324 0.1	343 1.2	312 0.5	320 0.6	372 0.0	383 0.0	310 0.0	380 0.7	347 1.7	366 1.7	334 2.9				
Lap 3	311	363 0.0	328 1.2	317 0.8	368 0.3	338 0.2	333 0.6	373 0.4	351 1.0	324 0.2	381 0.2	343 1.1	312 0.3	310 0.4	320 0.3	380 0.0	383 0.8	372 0.0	347 1.3	334 4.8	366 0.0				
Lap 4	311	363 0.0	328 0.8	317 0.8	368 0.5	338 0.1	333 0.5	373 0.6	351 1.1	324 0.5	381 0.0	343 1.4	310 0.0	380 0.3	320 0.8	312 0.9	383 0.1	372 0.1	347 0.4	334 5.2	366 2.8				
Lap 5	311	363 0.2	328 0.4	317 0.9	368 0.5	338 0.1	333 0.4	373 0.7	351 1.4	324 0.5	381 0.1	380 1.6	343 0.0	310 0.3	320 1.0	383 1.3	347 0.1	312 0.4	372 0.7	334 4.0					
Lap 6	311	363 0.3	328 0.1	317 0.9	368 0.6	338 0.3	333 0.0	373 1.1	351 1.6	324 0.7	381 0.1	380 0.8	343 0.7	310 0.0	320 1.6	347 1.8	383 0.0	312 0.0	372 0.4	334 4.1					

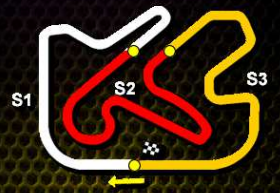


KFJ

Qualifying Heat B-D
Lap Time Analysis

For information purposes. No official / regulatory value

Laps	Sector 1	Sector 2	Sector 3	Lap Time	Laps	Sector 1	Sector 2	Sector 3	Lap Time	Laps	Sector 1	Sector 2	Sector 3	Lap Time
No.310 De Francesco Devlin					No.333 Defourny Max					No.363 Russo Guillermo				
1	28.052	23.054	20.438	1:11.544	2	20.177	22.166	19.978	1:02.321	5	20.052	21.905	20.166	1:02.123
2	20.090	21.954	20.405	1:02.449	3	19.956	21.920	19.926	1:01.802	6	19.958	22.044	20.142	1:02.144
3	20.158	21.838	20.116	1:02.112	4	19.925	21.734	19.922	1:01.581	No.366 Shlom Yan Leon				
4	19.917	21.930	19.926	1:01.773	5	19.939	21.842	19.855	1:01.636	1	21.314	22.642	20.335	1:04.291
5	20.615	22.034	20.008	1:02.657	6	19.976	21.902	19.898	1:01.776	2	20.327	22.247	20.109	1:02.683
6	19.915	22.013	20.096	1:02.024	No.334 Raucci Giuliano					3	20.024	22.329	20.070	1:02.423
No.311 Sitnikov Nikita					1	23.996	23.217	20.206	1:07.419	4	20.093	21.866	19.970	1:01.929
1	21.867	22.411	20.300	1:04.578	2	20.326	22.226	20.111	1:02.663	5	20.093	21.946	19.998	1:02.037
2	20.218	22.071	20.140	1:02.429	3	19.981	21.962	19.946	1:01.889	6	20.005	22.079	20.030	1:02.114
3	20.053	22.024	20.126	1:02.203	4	19.882	21.845	19.919	1:01.646	No.368 Pulcini Leonardo				
4	19.910	21.853	20.166	1:01.929	5	19.849	21.917	19.983	1:01.749	1	25.507	23.747	21.194	1:10.448
5	19.893	21.777	20.139	1:01.809	6	19.823	21.923	19.887	1:01.633	2	21.286	23.965	21.126	1:06.377
6	19.961	21.913	20.187	1:02.061	No.338 Vartanyan Alexander					3	21.056	23.334	21.089	1:05.479
No.312 Matveev Ivan					1	35.012	22.784	20.306	1:18.102	4	20.846	23.395	20.886	1:05.127
1	24.364	23.215	20.489	1:08.068	2	20.338	22.170	20.202	1:02.710	No.372 Korbela Lukas				
2	20.888	22.523	21.316	1:04.727	3	20.214	22.071	20.182	1:02.467	1	24.420	23.360	20.566	1:08.346
3	20.244	22.054	20.161	1:02.459	4	20.162	22.022	20.180	1:02.364	2	20.405	22.643	21.751	1:04.799
4	20.063	22.478	21.753	1:04.294	5	20.189	22.012	20.266	1:02.467	3	20.730	22.459	20.291	1:03.480
5	20.557	22.427	20.620	1:03.604	6	20.186	21.989	20.215	1:02.390	4	19.943	21.802	20.079	1:01.824
6	20.087	22.238	20.254	1:02.579	No.343 Hagenaes Nicolai					5	19.836	21.839	20.087	1:01.762
No.317 Pull James					1	23.979	23.061	20.713	1:07.753	6	19.848	21.853	20.144	1:01.845
1	23.074	22.920	20.396	1:06.390	2	20.193	22.040	20.033	1:02.266	No.373 Trvisanutto Lorenzo				
2	20.949	21.954	20.101	1:03.004	3	19.979	21.811	19.930	1:01.720	1	23.855	23.237	20.489	1:07.581
3	20.125	22.025	19.903	1:02.053	4	19.975	21.761	19.982	1:01.718	2	20.764	22.195	20.149	1:03.108
4	19.929	21.693	19.909	1:01.531	5	19.956	21.803	20.039	1:01.798	3	20.040	21.951	20.030	1:02.021
5	20.044	21.778	19.953	1:01.775	6	19.927	21.946	20.169	1:02.042	4	19.916	21.979	20.023	1:01.918
6	19.997	21.742	20.010	1:01.749	No.347 Garcia Marta					5	19.933	21.860	20.062	1:01.855
No.320 Sette Camara Sergio					1	29.963	22.706	20.319	1:12.988	6	19.948	21.909	20.096	1:01.953
1	25.933	22.924	20.314	1:09.171	2	20.235	22.504	20.184	1:02.923	No.380 Machado Alexandre				
2	20.218	22.315	21.511	1:04.044	3	20.096	21.998	20.179	1:02.273	1	29.399	23.058	20.176	1:12.633
3	20.238	22.188	20.177	1:02.603	4	20.009	21.976	19.990	1:01.975	2	20.176	21.885	19.933	1:01.994
4	20.423	21.943	20.230	1:02.596	5	20.189	22.167	20.117	1:02.473	3	19.955	21.856	19.945	1:01.756
5	20.147	22.150	20.259	1:02.556	6	20.219	22.327	20.293	1:02.839	4	20.045	21.796	19.926	1:01.767
6	20.163	22.045	20.343	1:02.551	No.351 Eriksson Joona					5	20.119	21.849	19.925	1:01.893
No.324 Raspatelli Matteo					1	23.837	23.531	20.109	1:07.477	6	19.941	21.770	19.874	1:01.585
1	24.405	23.409	20.316	1:08.130	2	20.692	22.435	20.122	1:03.249	No.381 Fontecha Laia				
2	20.536	22.168	20.043	1:02.747	3	20.243	22.125	20.101	1:02.469	1	24.282	23.198	20.207	1:07.687
3	20.532	21.970	20.036	1:02.538	4	20.104	21.897	20.031	1:02.032					
4	20.248	22.034	20.052	1:02.334										
5	20.084	21.954	20.069	1:02.107										
6	20.129	22.055	20.157	1:02.341										
No.328 Bale Tom														
1	23.116	22.804	20.315	1:06.235										



KFJ

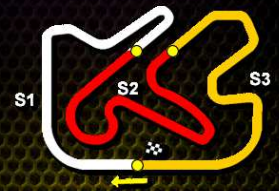
Qualifying Heat B-D
Lap Time Analysis

For information purposes. No official / regulatory value

Laps	Sector 1	Sector 2	Sector 3	Lap Time
2	20.815	22.292	20.083	1:03.190
3	21.066	22.052	19.981	1:03.099
4	20.102	22.103	19.974	1:02.179
5	20.242	21.933	20.030	1:02.205
6	20.150	22.126	20.090	1:02.366

No.383 Garcia Sanchez Eduardo

1	27.427	22.802	20.455	1:10.684
2	20.179	22.251	20.582	1:03.012
3	20.567	22.433	20.360	1:03.360
4	20.019	22.111	20.720	1:02.850
5	20.308	22.284	20.291	1:02.883
6	20.213	22.366	20.459	1:03.038



























KFJ

Qualifying Heat B-D

Document 20

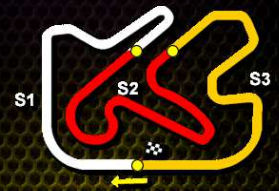
Starting Grid

Subject to scrutineering & sporting investigations

366	Shlom Yan Leon Pcr / Parilla / Vega		12	343	Hagenaes Nicolai Mach1 / Tm / Vega	
347	Garcia Marta Crg / Vortex / Vega		11	372	Korbela Lukas Zanardi / Vortex / Vega	
351	Eriksson Joonas Kosmic / Vortex / Vega		10	320	Sette Camara Sergio Art Gp / Tm / Vega	
308	Aubry Gabriel Birel / Tm / Vega		9	324	Raspatelli Matteo Lh / Tm / Vega	
383	Garcia Sanchez Eduardo Fa Kart / Vortex / Vega		8	322	Shwartzman Robert Crg / Tm / Vega	
368	Pulcini Leonardo Tony Kart / Vortex / Vega		7	312	Matveev Ivan Tony Kart / Bmb / Vega	
310	De Francesco Devlin Crg / Bmb / Vega		6	334	Raucci Giuliano Energy / Tm / Vega	
373	Trvisanutto Lorenzo Tony Kart / Vortex / Vega		5	333	Defourny Max Kosmic / Vortex / Vega	
338	Vartanyan Alexander Tony Kart / Vortex / Vega		4	381	Fontecha Laia Zanardi / Bmb / Vega	
311	Sitnikov Nikita Tony Kart / Bmb / Vega		3	380	Machado Alexandre Zanardi / Bmb / Vega	
317	Pull James Zanardi / Parilla / Vega		2	328	Bale Tom Fa Kart / Vortex / Vega	
363	Russo Guillermo Fa Kart / Vortex / Vega		1	329	Fewtrell Max Fa Kart / Vortex / Vega	

POLE POSITION





KFJ

Qualifying Heat C-E

Document 29.1

Results

Subject to scrutineering & sporting investigations

Rnk	No.	Entrant	Nat	Driver	Nat	Equipment	Laps	Gap	Interv.	Best Lap	Penalty	Points
1	327	Ricky Flynn Motorsport		Norris Lando		Fa Kart / Vortex / Vega	6			1:01.372		0
2	355	Tony Kart Racing Team		Betsch Mick		Tony Kart / Vortex / Vega	6	0.973	0.973	1:01.610		2
3	304	Keijzer Racing		Van Leeuwen Martijn		Zanardi / Parilla / Vega	6	4.020	3.047	1:01.871		3
4	339	Ward Racing		Atoev Vladimir		Tony Kart / Vortex / Vega	6	5.003	0.983	1:01.708		4
5	301	Baby Race Srl		Lorandi Alessio		Tony Kart / Vortex / Vega	6	7.041	2.038	1:01.904		5
6	319	Energy Corse Srl		Thompson Parker		Energy / Tm / Vega	6	7.228	0.187	1:02.142		6
7	318	Energy Corse Srl		Valtonen Isac		Energy / Tm / Vega	6	7.845	0.617	1:01.921		7
8	364	Chiesa Corse		Elpitiya Bryan		Zanardi / Parilla / Vega	6	12.702	4.857	1:02.363		8
9	302	Baby Race Srl		Lorandi Leonardo		Tony Kart / Vortex / Vega	6	13.965	1.263	1:02.660		9
10	305	Zanardi		Beckmann David		Zanardi / Bmb / Vega	6	14.196	0.231	1:01.645		10
11	376	Art Grand Prix Srl		Tonteri Paavo Petter		Art Gp / Tm / Vega	6	14.318	0.122	1:02.459		11
12	356	Praga Kart Racing		Sato Marino		Praga / Parilla / Vega	6	14.327	0.009	1:02.038		12
13	360	Art Grand Prix Srl		Peltola Olli		Art Gp / Tm / Vega	6	14.581	0.254	1:03.434		13
14	335	Ward Racing		Sargeant Logan		Tony Kart / Vortex / Vega	6	14.654	0.073	1:01.633		14
15	314	Dr Srl		Marinescu Alexandra		Dr / Tm / Vega	6	14.675	0.021	1:02.798		15
16	377	Art Grand Prix Srl		Drugovich Felipe		Art Gp / Tm / Vega	6	14.818	0.143	1:02.450		16
17	341	Art Grand Prix Srl		Borrelli Diego		Art Gp / Tm / Vega	6	17.233	2.415	1:02.178	+3.000	17
18	361	Art Grand Prix Srl		Haapalainen Tuomas		Art Gp / Tm / Vega	6	17.749	0.516	1:01.867	+10.000	18
19	306	Tony Kart Racing Team		Mazepin Nikita		Tony Kart / Vortex / Vega	6	19.365	1.616	1:01.599		19
20	370	Chiesa Corse		Sun Yueyang		Zanardi / Parilla / Vega	6	27.111	7.746	1:02.069	+3.000	20
21	382	Av Racer		Ochoa Bruno		Zanardi / Bmb / Vega	5	1 Lap	1 Lap	1:03.345		21
22	331	Piers Sexton Racing		Stowell Will		Zanardi / Tm / Vega	0	6 Laps	5 Laps			22
23	349	Kohtala Sports		Johansson Antti		Kosmic / Vortex / Vega	0	6 Laps	0.775			23
24	379	M2 Racing Karts		Santos Lisard		Crg / Vortex / Vega	0	6 Laps				24

No.341 Borrelli Diego : 3 seconds penalty for leaving corridor. Art 2.20 CIK General Prescriptions. According to Stewards' Decision No.1.

No.361 Haapalainen Tuomas : 10 sec time penalty for bad manoeuvre (art 2.24 CIK General Prescriptions). According to Stewards' Decision No.3.

No.370 Sun Yueyang : 3 seconds penalty for leaving corridor. Art 2.20 CIK General Prescriptions. According to Stewards' Decision No.2.

Leaders : No.327 Norris Lando (1-6)

Start Time : 23/03/2013 - 12:22:13

Best Lap : No.327 Norris Lando

1:01.372 99,71 Kph

Weather : Sunny Air : 12°C Track : Dry

Event Record : No.326 Ticktum Daniel

1:00.954 100,40 Kph



DOCUMENT N° 3

DÉCISION DES COMMISSAIRES SPORTIFS

STEWARDS' DECISION

PÉNALITÉ INFLIGÉE AU CONCURRENT (NOM) : <i>PENALTY INFLICTED UPON THE ENTRANT (NAME):</i>	Art Grand Prix Srl
NATIONALITÉ / NATIONALITY:	ITA
N°: 361 No.:	PILOTE : Haapalainen Tuomas DRIVER :

Concerne la partie de l'Épreuve : **KFJ - Qualifying Heat C-E**
Concerns the part of the event:

ÉNONCÉ / STATEMENT:

10 sec time penalty in the above session concerned

MOTIF / REASON:

The Driver no.361 was involved in an incident. In the Heat in 1 lap by post 3 he pushed the kart in front of him an following of this manoeuvre he takes an advantage (reported by the Judge of Fact, proved by relevant video sequence). Having considered the report of the Judge of Fact, having considered the video and after hearing the Entrant concerned, the Stewards assess this manoeuvre as an incident according art 2.24 CIK GP. This decision is made in application of art. 2.24 CIK GP and art. 153 ISC

Décision annoncée	Date / Date: 23/03/2013	Heure / Time: 13:08
<i>Decision announced</i>		

Nom / Name	Signature
Président du Collège / <i>Chairman of the Panel:</i>	
Di Bari Oronzo (ITA) :	
Membres du Collège / <i>Members of the Panel:</i>	
Enric Ruidavets (ESP) :	
Pere Saura (ESP) :	

NOTIFICATION AU CONCURRENT CONCERNÉ / NOTIFICATION TO THE RELEVANT ENTRANT

Je soussigné :
I undersigned: Nom personnel / *personal name*

Représentant du Concurrent : **Art Grand Prix Srl**
Representing the Entrant: Nom du Concurrent / *Entrant's name*

Certifie avoir reçu notification du document N° **3** des Commissaires Sportifs de l'Épreuve.
Certify that I have been notified of document No. by the Stewards of the Meeting.

Date : Heure / Time: Signature :



DOCUMENT N° 2

DÉCISION DES COMMISSAIRES SPORTIFS

STEWARDS' DECISION

PÉNALTÉ INFLIGÉE AU CONCURRENT (NOM) : <i>PENALTY INFLICTED UPON THE ENTRANT (NAME):</i>	Chiesa Corse
NATIONALITÉ / NATIONALITY:	ITA
N°: No.:	370
PILOTE : DRIVER :	Sun Yueyang

Concerne la partie de l'Épreuve : **KFJ - Qualifying Heat C-E**
Concerns the part of the event:

ÉNONCÉ / STATEMENT:

3 sec time penalty in the above session concerned

MOTIF / REASON:

The kart concerned went out of his corridor with 2 wheels before the start was given (reported by Judge of Fact). Having considered the report from Judge of Fact, having considered the relevant video sequence and after hearing the Entrant concerned, the Stewards feel that this fact contravenes art 2.20 CIK-FIA General Prescriptions and Briefing instructions. The Stewards take their decision in accordance with art 2.20 and 2.24 CIK-FIA GP and 152 and 153 FIA International Sporting Code.

Décision annoncée <i>Decision announced</i>	Date / Date: 23/03/2013	Heure / Time: 12:38
---	--------------------------------	----------------------------

Nom / Name	Signature
Président du Collège / <i>Chairman of the Panel:</i>	
Di Bari Oronzo (ITA) :	
Membres du Collège / <i>Members of the Panel:</i>	
Enric Ruidavets (ESP) :	
Pere Saura (ESP) :	

NOTIFICATION AU CONCURRENT CONCERNÉ / NOTIFICATION TO THE RELEVANT ENTRANT

Je soussigné :
I undersigned: Nom personnel / *personal name*

Représentant du Concurrent : **Chiesa Corse**
Representing the Entrant: Nom du Concurrent / *Entrant's name*

Certifie avoir reçu notification du document N° **2** des Commissaires Sportifs de l'Épreuve.
Certify that I have been notified of document No. by the Stewards of the Meeting.

Date : Heure / Time: Signature :



DOCUMENT N° 1

DÉCISION DES COMMISSAIRES SPORTIFS

STEWARDS' DECISION

PÉNALITÉ INFLIGÉE AU CONCURRENT (NOM) : <i>PENALTY INFLICTED UPON THE ENTRANT (NAME):</i>	Art Grand Prix Srl
NATIONALITÉ / NATIONALITY:	ITA
N°: No.:	341
PILOTE : DRIVER :	Borrelli Diego

Concerne la partie de l'Épreuve : **KFJ - Qualifying Heat C-E**
Concerns the part of the event:

ÉNONCÉ / STATEMENT:

3 sec time penalty in the above session concerned

MOTIF / REASON:

The kart concerned went out of his corridor with 2 wheels before the start was given (reported by Judge of Fact). Having considered the report from Judge of Fact, having considered the relevant video sequence and after hearing the Entrant concerned, the Stewards feel that this fact contravenes art 2.20 CIK-FIA General Prescriptions and Briefing instructions. The Stewards take their decision in accordance with art 2.20 and 2.24 CIK-FIA GP and 152 and 153 FIA International Sporting Code.

Décision annoncée <i>Decision announced</i>	Date / Date: 23/03/2013	Heure / Time: 12:37
---	--------------------------------	----------------------------

Nom / Name	Signature
Président du Collège / <i>Chairman of the Panel:</i>	
Di Bari Oronzo (ITA) :
Membres du Collège / <i>Members of the Panel:</i>	
Enric Ruidavets (ESP) :
Pere Saura (ESP) :

NOTIFICATION AU CONCURRENT CONCERNÉ / NOTIFICATION TO THE RELEVANT ENTRANT

Je soussigné :
I undersigned: Nom personnel / *personal name*

Représentant du Concurrent : **Art Grand Prix Srl**
Representing the Entrant: Nom du Concurrent / *Entrant's name*

Certifie avoir reçu notification du document N° **1** des Commissaires Sportifs de l'Épreuve.
Certify that I have been notified of document No. by the Stewards of the Meeting.

Date : Heure / Time: Signature :



KFJ

Qualifying Heat C-E
Lap Chart

For information purposes. No official / regulatory value

	1	2	3	4	5	6	7	8	9	10	11	12	13	14	15	16	17	18	19	20	21	22	23	24
Grid	327	355	305	339	306	318	319	364	304	360	331	301	335	349	302	361	382	356	370	377	379	376	314	341
Start	327	355	339	305	318	306	319	364	304	360	331	335	301	302	382	370	379	314	361	377	356	377	376	341
Lap 1 Interval	327	355 0.2	306 1.4	304 0.1	319 0.4	360 0.1	339 0.1	301 0.2	318 0.3	335 0.4	364 0.0	302 0.2	361 0.0	314 0.6	376 0.8	377 0.2	341 0.2	356 1.0	370 0.4	305 1.0	382 2.5			
Lap 2	327	355 0.3	304 1.5	319 1.0	306 0.3	339 0.2	301 0.0	335 0.0	318 0.1	360 0.0	364 0.0	361 0.2	302 0.6	314 0.5	376 0.4	377 0.2	341 0.4	356 0.4	370 0.5	305 0.6	382 4.5			
Lap 3	327	355 0.3	304 2.0	319 1.1	339 0.3	301 0.2	306 0.2	335 0.3	318 0.0	364 0.7	361 0.2	360 0.0	302 0.1	376 1.2	377 0.0	341 0.1	356 0.2	314 0.4	370 0.0	305 0.3	382 6.0			
Lap 4	327	355 0.6	304 2.2	339 1.4	319 0.2	306 0.0	301 0.3	335 0.0	318 0.3	361 0.9	360 1.7	364 0.0	302 0.1	356 1.1	341 0.1	376 0.2	370 0.0	305 0.1	314 0.7	377 1.2	382 23.6			
Lap 5	327	355 0.7	304 2.6	339 1.1	306 0.9	335 0.1	319 0.5	318 0.0	301 0.2	361 0.2	302 3.0	364 0.1	341 0.0	360 0.6	370 0.0	305 0.1	376 0.5	356 0.0	314 0.4	377 1.2	382 1:05			
Lap 6	327	355 0.9	304 3.0	339 0.9	301 2.0	319 0.1	361 0.5	318 0.0	364 4.8	302 1.2	305 0.2	341 0.0	376 0.0	356 0.0	360 0.2	335 0.0	314 0.0	377 0.1	306 4.5	370 4.7				



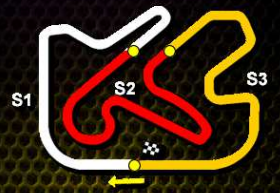
KFJ

Qualifying Heat C-E

Lap Time Analysis

For information purposes. No official / regulatory value

Laps	Sector 1	Sector 2	Sector 3	Lap Time	Laps	Sector 1	Sector 2	Sector 3	Lap Time	Laps	Sector 1	Sector 2	Sector 3	Lap Time
No.301 Lorandi Alessio					2	20.018	22.427	20.294	1:02.739	5	19.887	21.845	19.897	1:01.629
1	23.130	22.579	20.054	1:05.763	3	20.398	22.054	20.043	1:02.495	6	19.983	21.855	19.828	1:01.666
2	19.986	21.994	20.911	1:02.891	4	19.949	21.931	20.041	1:01.921	No.356 Sato Marino				
3	20.257	22.009	19.815	1:02.081	5	20.184	22.071	20.268	1:02.523	1	26.173	23.097	20.060	1:09.330
4	19.883	21.745	20.589	1:02.217	6	20.368	22.485	20.097	1:02.950	2	20.095	21.909	20.034	1:02.038
5	20.819	22.395	19.907	1:03.121	No.319 Thompson Parker					3	20.052	21.908	20.159	1:02.119
6	20.038	21.868	19.998	1:01.904	1	22.162	23.078	20.180	1:05.420	4	20.545	22.273	20.266	1:03.084
No.302 Lorandi Leonardo					2	20.079	22.133	20.644	1:02.856	5	21.237	22.285	20.287	1:03.809
1	23.953	22.587	20.175	1:06.715	3	20.033	21.972	20.137	1:02.142	6	20.466	22.634	21.079	1:04.179
2	20.456	22.588	20.031	1:03.075	4	20.028	21.894	20.504	1:02.426	No.360 Peltola Olli				
3	20.043	22.488	20.129	1:02.660	5	21.035	22.164	19.989	1:03.188	1	22.640	22.706	20.169	1:05.515
4	21.110	22.423	19.996	1:03.529	6	19.962	22.119	20.303	1:02.384	2	20.119	22.094	21.382	1:03.595
5	20.872	22.402	20.041	1:03.315	No.327 Norris Lando					3	20.630	22.512	20.292	1:03.434
6	20.860	23.074	21.567	1:05.501	1	21.048	22.192	20.186	1:03.426	4	20.947	22.444	20.158	1:03.549
No.304 Van Leeuwen Martijn					2	20.128	21.949	20.023	1:02.100	5	20.900	23.269	20.199	1:04.368
1	22.359	22.474	20.093	1:04.926	3	19.850	21.792	19.933	1:01.575	6	20.302	22.981	21.931	1:05.214
2	20.081	22.043	20.073	1:02.197	4	19.813	21.608	19.951	1:01.372	No.361 Haapalainen Tuomas				
3	20.074	21.978	20.035	1:02.087	5	19.802	21.689	19.993	1:01.484	1	23.497	22.639	20.107	1:06.243
4	19.997	21.846	20.028	1:01.871	6	19.864	21.728	19.896	1:01.488	2	20.374	22.081	19.887	1:02.342
5	19.986	21.901	20.088	1:01.975	No.335 Sargeant Logan					3	20.610	22.445	20.061	1:03.116
6	20.070	21.939	20.075	1:02.084	1	23.445	22.568	20.591	1:06.604	4	19.889	21.960	20.018	1:01.867
No.305 Beckmann David					2	19.742	22.372	20.054	1:02.168	5	19.968	22.211	19.937	1:02.116
1	28.568	22.900	20.475	1:11.943	3	20.653	22.072	19.878	1:02.603	6	20.058	22.177	20.117	1:02.352
2	19.969	21.851	19.825	1:01.645	4	19.760	21.749	20.124	1:01.633	No.364 Elpitiya Bryan				
3	20.048	21.675	20.079	1:01.802	5	20.332	21.922	19.982	1:02.236	1	23.355	22.769	20.732	1:06.856
4	20.204	22.773	20.031	1:03.008	6	20.432	29.251	20.708	1:10.391	2	20.012	22.269	20.082	1:02.363
5	20.421	22.119	19.968	1:02.508	No.339 Atoev Vladimir					3	20.671	22.363	20.089	1:03.123
6	20.420	22.635	21.560	1:04.615	1	23.135	22.698	20.158	1:05.991	4	21.232	22.668	19.986	1:03.886
No.306 Mazepin Nikita					2	20.283	22.102	20.634	1:03.019	5	21.179	22.346	20.046	1:03.571
1	22.245	22.501	20.184	1:04.930	3	20.039	21.862	20.008	1:01.909	6	20.325	23.187	20.570	1:04.082
2	20.507	22.342	20.882	1:03.731	4	19.881	21.864	20.141	1:01.886	No.370 Sun Yueyang				
3	20.440	22.325	19.917	1:02.682	5	19.905	21.765	20.038	1:01.708	1	26.774	23.325	20.119	1:10.218
4	19.881	21.797	19.921	1:01.599	6	19.981	21.822	20.065	1:01.868	2	20.144	22.011	19.927	1:02.082
5	20.374	22.035	19.990	1:02.399	No.341 Borrelli Diego					3	19.994	21.956	20.119	1:02.069
6	20.517	34.361	20.398	1:15.276	1	23.472	23.546	20.635	1:07.653	4	20.514	22.618	20.033	1:03.165
No.314 Marinescu Alexandra					2	20.379	22.112	20.188	1:02.679	5	20.284	22.156	20.082	1:02.522
1	23.909	22.850	20.313	1:07.072	3	20.215	21.999	20.083	1:02.297	6	20.095	33.854	20.743	1:14.692
2	20.397	22.406	20.076	1:02.879	4	20.895	22.443	20.186	1:03.524	No.376 Tonteri Paavo Petter				
3	20.380	22.470	21.346	1:04.196	5	20.080	22.044	20.054	1:02.178	1	23.436	23.349	20.354	1:07.139
4	21.009	22.764	20.350	1:04.123	6	20.135	23.418	21.978	1:05.531	2	20.092	22.154	20.213	1:02.459
5	20.332	22.204	20.262	1:02.798	No.355 Betsch Mick					3	20.107	22.368	20.428	1:02.903
6	20.345	22.867	20.881	1:04.093	1	21.348	22.222	20.085	1:03.655	4	20.127	23.461	20.388	1:03.976
No.318 Valtonen Isac					2	20.248	22.057	19.923	1:02.228	5	20.540	22.388	20.345	1:03.273
1	23.210	22.717	20.555	1:06.482	3	19.943	21.862	19.805	1:01.610	6	20.392	22.521	21.321	1:04.234
					4	19.964	21.773	19.893	1:01.630					



KFJ

Qualifying Heat C-E
Lap Time Analysis

For information purposes. No official / regulatory value

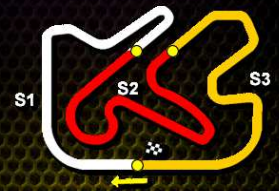
Laps Sector 1 Sector 2 Sector 3 Lap Time

No.377 Drugovich Felipe

1	24.028	23.331	20.414	1:07.773
2	20.241	22.173	20.036	1:02.450
3	20.094	22.340	20.214	1:02.648
4	20.536	22.600	22.987	1:06.123
5	20.385	22.217	20.228	1:02.830
6	20.166	22.367	20.470	1:03.003

No.382 Ochoa Bruno

1	26.691	23.773	23.411	1:13.875
2	20.757	22.395	20.485	1:03.637
3	20.437	22.280	20.628	1:03.345
4				1:22.497
5	2:23.818	23.222	20.272	1:44.815



























KFJ

Qualifying Heat C-E

Document 19

Starting Grid

Subject to scrutineering & sporting investigations

314	Marinescu Alexandra Dr / Tm / Vega		12	341	Borrelli Diego Art Gp / Tm / Vega	
379	Santos Lisard Crg / Vortex / Vega		11	376	Tonteri Paavo Petter Art Gp / Tm / Vega	
370	Sun Yueyang Zanardi / Parilla / Vega		10	377	Drugovich Felipe Art Gp / Tm / Vega	
382	Ochoa Bruno Zanardi / Bmb / Vega		9	356	Sato Marino Praga / Parilla / Vega	
302	Lorandi Leonardo Tony Kart / Vortex / Vega		8	361	Haapalainen Tuomas Art Gp / Tm / Vega	
335	Sargeant Logan Tony Kart / Vortex / Vega		7	349	Johansson Antti Kosmic / Vortex / Vega	
331	Stowell Will Zanardi / Tm / Vega		6	301	Lorandi Alessio Tony Kart / Vortex / Vega	
304	Van Leeuwen Martijn Zanardi / Parilla / Vega		5	360	Peltola Olli Art Gp / Tm / Vega	
319	Thompson Parker Energy / Tm / Vega		4	364	Elpitiya Bryan Zanardi / Parilla / Vega	
306	Mazepin Nikita Tony Kart / Vortex / Vega		3	318	Valtonen Isac Energy / Tm / Vega	
305	Beckmann David Zanardi / Bmb / Vega		2	339	Atoev Vladimir Tony Kart / Vortex / Vega	
327	Norris Lando Fa Kart / Vortex / Vega		1	355	Betsch Mick Tony Kart / Vortex / Vega	

POLE POSITION

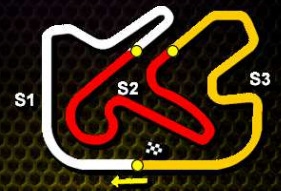



KFJ
Qualifying Practice (QP)
Document 18
Results

Subject to scrutineering & sporting investigations

Rnk	No.	Entrant	Nat	Driver	Nat	Equipment	QPS1	QPS2	Time	SP	Gap	Laps	Group
1	326	Ricky Flynn Motorsport	GBR	Ticktum Daniel	GBR	Fa Kart / Vortex / Vega	:01.145	-	1:00.954	00.954		11	A
2	363	Genikart	ESP	Russo Guillermo	ESP	Fa Kart / Vortex / Vega	:01.578	-	1:01.269	01.269	0.315	11	B
3	327	Ricky Flynn Motorsport	GBR	Norris Lando	GBR	Fa Kart / Vortex / Vega	:01.394	-	1:01.300	01.300	0.346	11	C
4	329	Ricky Flynn Motorsport	GBR	Fewtrell Max	GBR	Fa Kart / Vortex / Vega	-	:01.257	1:01.257	01.332	0.378	11	D
5	355	Tony Kart Racing Team	ITA	Betsch Mick	DEU	Tony Kart / Vortex / Vega	:01.589	-	1:01.364	01.364	0.410	13	E
6	325	Ricky Flynn Motorsport	GBR	Ahmed Enaam	GBR	Fa Kart / Vortex / Vega	:01.553	-	1:01.393	01.393	0.439	11	A
7	317	Team Oakes	GBR	Pull James	SGP	Zanardi / Parilla / Vega	-	:01.360	1:01.360	01.403	0.449	11	B
8	305	Zanardi	NLD	Beckmann David	DEU	Zanardi / Bmb / Vega	-	:01.338	1:01.338	01.553	0.599	14	C
9	328	Ricky Flynn Motorsport	GBR	Bale Tom	ARE	Fa Kart / Vortex / Vega	:01.589	-	1:01.563	01.563	0.609	11	D
10	339	Ward Racing	SWE	Atoev Vladimir	RUS	Tony Kart / Vortex / Vega	-	:01.420	1:01.420	01.696	0.742	13	E
11	330	Ricky Flynn Motorsport	GBR	Daruvala Jehan	IND	Fa Kart / Vortex / Vega	-	:01.161	1:01.161	01.773	0.819	11	A
12	311	Team Komarov	RUS	Sitnikov Nikita	RUS	Tony Kart / Bmb / Vega	-	:01.278	1:01.278	02.384	1.430	12	B
13	306	Tony Kart Racing Team	ITA	Mazepin Nikita	RUS	Tony Kart / Vortex / Vega	-	01.475	1:01.475	-		8	C
14	380	Av Racer	ESP	Machado Alexandre	AND	Zanardi / Bmb / Vega	-	01.475	1:01.475	-	0.000	7	D
15	318	Energy Corse Srl	ITA	Valtonen Isac	SWE	Energy / Tm / Vega	-	01.592	1:01.592	-	0.117	8	E
16	323	Lh Racing Team	SWE	Kari Niko	FIN	Lh / Tm / Vega	01.595	-	1:01.595	-	0.120	6	A
17	338	Ward Racing	SWE	Vartanyan Alexander	RUS	Tony Kart / Vortex / Vega	-	01.630	1:01.630	-	0.155	9	B
18	319	Energy Corse Srl	ITA	Thompson Parker	CAN	Energy / Tm / Vega	-	01.636	1:01.636	-	0.161	8	C
19	381	Av Racer	ESP	Fontecha Laia	ESP	Zanardi / Bmb / Vega	-	01.709	1:01.709	-	0.234	5	D
20	364	Chiesa Corse	ITA	Elpitiya Bryan	ARA	Zanardi / Parilla / Vega	-	01.740	1:01.740	-	0.265	6	E
21	348	Kohtala Sports	FIN	Pasma Patrik	FIN	Kosmic / Vortex / Vega	01.753	-	1:01.753	-	0.278	7	A
22	373	Travisanutto Fabrizio	ITA	Travisanutto Lorenzo	ITA	Tony Kart / Vortex / Vega	-	01.761	1:01.761	-	0.286	7	B
23	304	Keijzer Racing	NLD	Van Leeuwen Martijn	NLD	Zanardi / Parilla / Vega	01.764	-	1:01.764	-	0.289	6	C
24	333	Defourny Didier	LUX	Defourny Max	BEL	Kosmic / Vortex / Vega	-	01.768	1:01.768	-	0.293	9	D
25	360	Art Grand Prix Srl	ITA	Peltola Olli	FIN	Art Gp / Tm / Vega	-	01.771	1:01.771	-	0.296	7	E
26	345	Jose Luis Bermudez	ESP	Munoz Adrian	ESP	Tony Kart / Vortex / Vega	-	01.781	1:01.781	-	0.306	8	A
27	310	Dfr	USA	De Francesco Devlin	USA	Crg / Bmb / Vega	01.791	-	1:01.791	-	0.316	7	B
28	331	Piers Sexton Racing	GBR	Stowell Will	GBR	Zanardi / Tm / Vega	-	01.793	1:01.793	-	0.318	7	C
29	334	Gandolfi Ennio Raing	ITA	Raucci Giuliano	BRA	Energy / Tm / Vega	-	01.795	1:01.795	-	0.320	8	D
30	301	Baby Race Srl	ITA	Lorandi Alessio	ITA	Tony Kart / Vortex / Vega	01.796	-	1:01.796	-	0.321	7	E
31	371	Crg Holland	NLD	Pex Stan	NLD	Crg / Tm / Vega	-	01.838	1:01.838	-	0.363	7	A
32	368	Morsicani Racing S.a.s	ITA	Pulcini Leonardo	ITA	Tony Kart / Vortex / Vega	01.840	-	1:01.840	-	0.365	7	B
33	335	Ward Racing	SWE	Sargeant Logan	USA	Tony Kart / Vortex / Vega	01.845	-	1:01.845	-	0.370	6	C
34	312	Team Komarov	RUS	Matveev Ivan	RUS	Tony Kart / Bmb / Vega	-	01.901	1:01.901	-	0.426	8	D
35	349	Kohtala Sports	FIN	Johansson Antti	FIN	Kosmic / Vortex / Vega	-	01.928	1:01.928	-	0.453	8	E
36	309	Lenzokart	ITA	Lehouck Arthur	ARA	Lenzo / Lke / Vega	-	01.928	1:01.928	-	0.453	8	A
37	383	Garcia Eduardo	ESP	Garcia Sanchez Eduard	ESP	Fa Kart / Vortex / Vega	-	01.929	1:01.929	-	0.454	7	B
38	302	Baby Race Srl	ITA	Lorandi Leonardo	ITA	Tony Kart / Vortex / Vega	-	01.944	1:01.944	-	0.469	8	C
39	322	Forza Racing	GBR	Shwartzman Robert	RUS	Crg / Tm / Vega	-	01.961	1:01.961	-	0.486	7	D
40	361	Art Grand Prix Srl	ITA	Haapalainen Tuomas	FIN	Art Gp / Tm / Vega	02.057	-	1:02.057	-	0.582	6	E
41	307	Chiesa Corse	ITA	Florescu Petru	ROU	Zanardi / Parilla / Vega	02.064	-	1:02.064	-	0.589	6	A
42	308	Birel Motorsport S.r.l.	ITA	Aubry Gabriel	ARA	Birel / Tm / Vega	02.108	-	1:02.108	-	0.633	6	B
43	382	Av Racer	ESP	Ochoa Bruno	ESP	Zanardi / Bmb / Vega	-	02.114	1:02.114	-	0.639	8	C
44	324	Lh Racing Team	SWE	Raspatelli Matteo	BEL	Lh / Tm / Vega	02.119	-	1:02.119	-	0.644	6	D
45	356	Praga Kart Racing	ITA	Sato Marino	JPN	Praga / Parilla / Vega	02.131	-	1:02.131	-	0.656	6	E
46	336	Ward Racing	SWE	Korpivaara Ilmari	FIN	Tony Kart / Vortex / Vega	02.149	-	1:02.149	-	0.674	6	A
47	351	Kohtala Sports	FIN	Eriksson Joona	FIN	Kosmic / Vortex / Vega	02.162	-	1:02.162	-	0.687	7	B

Gap Between Series : 100.03%









KFJ

Qualifying Practice (QP)

Document 18

Results

Subject to scrutineering & sporting investigations

Rnk	No.	Entrant	Nat	Driver	Nat	Equipment	QPS1	QPS2	Time	SP	Gap	Laps	Group
48	370	Chiesa Corse	ITA	 Sun Yueyang	CHN	Zanardi / Parilla / Vega	:02.184	-	1:02.184	-	0.709	6	C
49	320	Art Grand Prix Srl	ITA	 Sette Camara Sergio	BRA	Art Gp / Tm / Vega	-	:02.185	1:02.185	-	0.710	7	D
50	377	Art Grand Prix Srl	ITA	 Drugovich Felipe	BRA	Art Gp / Tm / Vega	-	:02.247	1:02.247	-	0.772	7	E
51	378	M2 Racing Karts	ESP	 Lloveras Xavier	ESP	Crg / Vortex / Vega	-	:02.370	1:02.370	-	0.895	9	A
52	347	M2 Racing Karts	ESP	 Garcia Marta	ESP	Crg / Vortex / Vega	:02.373	-	1:02.373	-	0.898	7	B
53	379	M2 Racing Karts	ESP	 Santos Lisard	ESP	Crg / Vortex / Vega	:02.387	-	1:02.387	-	0.912	7	C
54	372	Wk Motorsport	POL	 Korbela Lukas	POL	Zanardi / Vortex / Vega	:02.566	-	1:02.566	-	1.091	6	D
55	376	Art Grand Prix Srl	ITA	 Tonteri Paavo Petter	FIN	Art Gp / Tm / Vega	:02.623	-	1:02.623	-	1.148	7	E
56	321	Art Grand Prix Srl	ITA	 Xia Yifan	CHN	Art Gp / Tm / Vega	:02.736	-	1:02.736	-	1.261	7	A
57	366	Shlom Vadim	RUS	 Shlom Yan Leon	RUS	Pcr / Parilla / Vega	:02.862	-	1:02.862	-	1.387	7	B
58	314	Dr Srl	ITA	 Marinescu Alexandra	ROU	Dr / Tm / Vega	:02.884	-	1:02.884	-	1.409	7	C
59	343	Mach1 Motorsport	NLD	 Hagenaes Nicolai	NOR	Mach1 / Tm / Vega	:05.238	-	1:05.238	-	3.763	1	D

Not Classified

341	Art Grand Prix Srl	ITA	 Borrelli Diego	VEN	Art Gp / Tm / Vega	No Time	-	-	-	-	-	-	E
-----	--------------------	-----	---	-----	--------------------	---------	---	---	---	---	---	---	---

Gap Between Series : 100.03%



KFJ

Super Pole (SP)

Document 17

Results

Subject to scrutineering & sporting investigations

Rnk	No.	Entrant	Nat	Driver	Nat	Equipment	Sector 1	Sector 2	Sector 3	Time	Gap	Laps
1	326	Ricky Flynn Motorsport		Ticktum Daniel		Fa Kart / Vortex / Vega	19.695	21.544	19.715	1:00.954		5
2	363	Genikart		Russo Guillermo		Fa Kart / Vortex / Vega	19.773	21.762	19.734	1:01.269	0.315	5
3	327	Ricky Flynn Motorsport		Norris Lando		Fa Kart / Vortex / Vega	19.779	21.685	19.836	1:01.300	0.346	5
4	329	Ricky Flynn Motorsport		Fewtrell Max		Fa Kart / Vortex / Vega	19.791	21.795	19.746	1:01.332	0.378	5
5	355	Tony Kart Racing Team		Betsch Mick		Tony Kart / Vortex / Vega	19.834	21.745	19.785	1:01.364	0.410	6
6	325	Ricky Flynn Motorsport		Ahmed Enaam		Fa Kart / Vortex / Vega	19.834	21.786	19.773	1:01.393	0.439	5
7	317	Team Oakes		Pull James		Zanardi / Parilla / Vega	19.857	21.774	19.772	1:01.403	0.449	5
8	305	Zanardi		Beckmann David		Zanardi / Bmb / Vega	19.912	21.734	19.907	1:01.553	0.599	6
9	328	Ricky Flynn Motorsport		Bale Tom		Fa Kart / Vortex / Vega	19.917	21.800	19.846	1:01.563	0.609	5
10	339	Ward Racing		Atoev Vladimir		Tony Kart / Vortex / Vega	19.877	21.877	19.942	1:01.696	0.742	5
11	330	Ricky Flynn Motorsport		Daruvala Jehan		Fa Kart / Vortex / Vega	20.090	21.777	19.906	1:01.773	0.819	5
12	311	Team Komarov		Sitnikov Nikita		Tony Kart / Bmb / Vega	20.168	21.974	20.242	1:02.384	1.430	5

Start Time : 23/03/2013 - 10:59:48

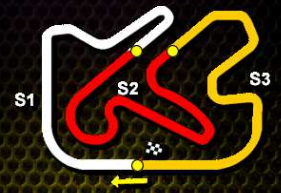
Best Lap : No.326 Ticktum Daniel

1:00.954 100,40 Kph

Weather : Sunny Air : 10°C Track : Dry

Previous Event Record : No.326 Ticktum Daniel

1:01.145 100,08 Kph




KFJ

Super Pole (SP)

Best Sectors Analysis

For information purposes. No official / regulatory value

S1			S2			S3			Ideal Lap Times						
Rnk	No.	Time	Rnk	No.	Time	Rnk	No.	Time	Rnk	No.	Driver	Nat	Ideal Lap	Best Lap	Diff.
1	326	19.692	1	326	21.544	1	326	19.715	1	326	Ticktum Daniel		1:00.951	1:00.954	0.003
2	363	19.773	2	327	21.658	2	363	19.734	2	363	Russo Guillermo		1:01.269	1:01.269	
3	327	19.779	3	305	21.734	3	329	19.746	3	327	Norris Lando		1:01.273	1:01.300	0.027
4	329	19.791	4	355	21.745	4	355	19.750	4	329	Fewtrell Max		1:01.319	1:01.332	0.013
5	355	19.834	5	317	21.747	5	317	19.772	5	355	Betsch Mick		1:01.329	1:01.364	0.035
5	325	19.834	6	363	21.762	6	325	19.773	6	317	Pull James		1:01.376	1:01.403	0.027
7	317	19.857	7	330	21.777	7	327	19.836	7	325	Ahmed Enaam		1:01.393	1:01.393	
8	339	19.877	8	329	21.782	8	328	19.846	8	305	Beckmann David		1:01.551	1:01.553	0.002
9	330	19.885	9	325	21.786	9	330	19.906	9	328	Bale Tom		1:01.563	1:01.563	
10	305	19.910	10	328	21.800	10	305	19.907	10	330	Daruvala Jehan		1:01.568	1:01.773	0.205
11	328	19.917	11	339	21.854	11	339	19.942	11	339	Atoev Vladimir		1:01.673	1:01.696	0.023
12	311	20.168	12	311	21.962	12	311	20.242	12	311	Sitnikov Nikita		1:02.372	1:02.384	0.012



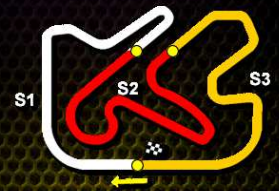
KFJ

Super Pole (SP)

Lap Time Analysis

For information purposes. No official / regulatory value

Laps	Sector 1	Sector 2	Sector 3	Lap Time	Laps	Sector 1	Sector 2	Sector 3	Lap Time
No.305 Beckmann David					No.329 Fewtrell Max				
1	21.075	22.994	20.426	1:04.495	1	20.637	25.920	23.160	1:09.717
2	20.115	22.007	20.023	1:02.145	2	20.171	22.028	19.925	1:02.124
3	19.986	21.865	19.919	1:01.770	3	19.926	21.947	19.834	1:01.707
4	19.912	21.734	19.907	1:01.553	4	19.804	21.782	19.844	1:01.430
5	19.910	21.793	19.980	1:01.683	5	19.791	21.795	19.746	1:01.332
6	19.938	21.841	20.005	1:01.784					
No.311 Sitnikov Nikita					No.330 Daruvala Jehan				
1	20.570	22.434	20.456	1:03.460	1	26.914	22.752	20.280	1:09.946
2	22.858	23.818	20.400	1:07.076	2	20.774	22.158	20.148	1:03.080
3	20.168	21.974	20.242	1:02.384	3	20.091	21.924	20.684	1:02.699
4	20.191	21.962	20.327	1:02.480	4	20.090	21.777	19.906	1:01.773
5	20.223	21.995	20.333	1:02.551	5	19.885	21.982	20.004	1:01.871
No.317 Pull James					No.339 Atoev Vladimir				
1	26.665	23.434	20.053	1:10.152	1	25.497	23.323	20.206	1:09.026
2	20.707	23.766	20.048	1:04.521	2	21.884	22.695	20.013	1:04.592
3	20.280	22.159	19.772	1:02.211	3	20.163	21.963	19.965	1:02.091
4	19.991	21.747	19.813	1:01.551	4	19.877	21.877	19.942	1:01.696
5	19.857	21.774	19.772	1:01.403	5	19.944	21.854	19.985	1:01.783
No.325 Ahmed Enaam					No.355 Betsch Mick				
1	26.646	23.195	20.924	1:10.765	1	31.954	24.963	20.592	1:17.509
2	20.024	22.488	19.960	1:02.472	2	20.150	23.353	20.079	1:03.582
3	19.904	22.042	19.808	1:01.754	3	20.288	22.164	19.968	1:02.420
4	19.991	21.812	19.824	1:01.627	4	19.944	21.913	19.846	1:01.703
5	19.834	21.786	19.773	1:01.393	5	20.092	21.782	19.750	1:01.624
					6	19.834	21.745	19.785	1:01.364
No.326 Ticktum Daniel					No.363 Russo Guillermo				
1	20.385	24.858	21.590	1:06.833	1	20.389	22.993	20.023	1:03.405
2	19.813	21.995	25.570	1:07.378	2	20.642	22.468	20.053	1:03.163
3	19.695	21.544	19.715	1:00.954	3	19.871	21.878	20.134	1:01.883
4	19.692	21.564	19.771	1:01.027	4	22.504	21.924	19.912	1:04.340
5	19.775	21.730	19.952	1:01.457	5	19.773	21.762	19.734	1:01.269
No.327 Norris Lando									
1	22.695	24.927	20.370	1:07.992					
2	19.912	21.937	19.974	1:01.823					
3	19.857	21.742	19.932	1:01.531					
4	19.838	21.658	19.887	1:01.383					
5	19.779	21.685	19.836	1:01.300					
No.328 Bale Tom									
1	25.745	24.121	20.316	1:10.182					
2	20.208	22.763	19.901	1:02.872					
3	19.987	21.864	19.892	1:01.743					
4	19.917	21.800	19.846	1:01.563					
5	20.583	22.749	19.982	1:03.314					


KFJ
Qualifying Practice 1 Series 2 (QPS2)
Document 15
Results

Subject to scrutineering & sporting investigations

Rnk	No.	Entrant	Nat	Driver	Nat	Equipment	Sector 1	Sector 2	Sector 3	Time	Gap	Laps
1	330	Ricky Flynn Motorsport	GBR	Daruvala Jehan	IND	Fa Kart / Vortex / Vega	19.768	21.562	19.831	1:01.161		6
2	329	Ricky Flynn Motorsport	GBR	Fewtrell Max	GBR	Fa Kart / Vortex / Vega	19.768	21.709	19.780	1:01.257	0.096	6
3	311	Team Komarov	RUS	Sitnikov Nikita	RUS	Tony Kart / Bmb / Vega	19.793	21.683	19.802	1:01.278	0.117	7
4	305	Zanardi	NLD	Beckmann David	DEU	Zanardi / Bmb / Vega	19.820	21.602	19.916	1:01.338	0.177	8
5	317	Team Oakes	GBR	Pull James	SGP	Zanardi / Parilla / Vega	19.797	21.686	19.877	1:01.360	0.199	6
6	339	Ward Racing	SWE	Atoev Vladimir	RUS	Tony Kart / Vortex / Vega	19.787	21.730	19.903	1:01.420	0.259	8
7	306	Tony Kart Racing Team	ITA	Mazepin Nikita	RUS	Tony Kart / Vortex / Vega	19.853	21.747	19.875	1:01.475	0.314	8
8	380	Av Racer	ESP	Machado Alexandre	AND	Zanardi / Bmb / Vega	19.789	21.796	19.890	1:01.475	0.314	7
9	318	Energy Corse Srl	ITA	Valtonen Isac	SWE	Energy / Tm / Vega	19.821	21.828	19.943	1:01.592	0.431	8
10	338	Ward Racing	SWE	Vartanyan Alexander	RUS	Tony Kart / Vortex / Vega	19.902	21.710	20.018	1:01.630	0.469	9
11	319	Energy Corse Srl	ITA	Thompson Parker	CAN	Energy / Tm / Vega	19.831	21.857	19.948	1:01.636	0.475	8
12	381	Av Racer	ESP	Fontecha Laia	ESP	Zanardi / Bmb / Vega	19.985	21.866	19.858	1:01.709	0.548	5
13	364	Chiesa Corse	ITA	Elpitiya Bryan	FRA	Zanardi / Parilla / Vega	19.887	21.829	20.024	1:01.740	0.579	6
14	373	Travisanutto Fabrizio	ITA	Travisanutto Lorenzo	ITA	Tony Kart / Vortex / Vega	19.892	21.856	20.013	1:01.761	0.600	7
15	333	Defourny Didier	LUX	Defourny Max	BEL	Kosmic / Vortex / Vega	19.985	21.841	19.942	1:01.768	0.607	9
16	360	Art Grand Prix Srl	ITA	Peltola Olli	FIN	Art Gp / Tm / Vega	19.938	21.886	19.947	1:01.771	0.610	7
17	345	Jose Luis Bermudez	ESP	Munoz Adrian	ESP	Tony Kart / Vortex / Vega	19.976	21.837	19.968	1:01.781	0.620	8
18	331	Piers Sexton Racing	GBR	Stowell Will	GBR	Zanardi / Tm / Vega	19.951	21.883	19.959	1:01.793	0.632	7
19	334	Gandolfi Ennio Raing	ITA	Raucci Giuliano	BRA	Energy / Tm / Vega	19.902	21.910	19.983	1:01.795	0.634	8
20	371	Crg Holland	NLD	Pex Stan	NLD	Crg / Tm / Vega	19.948	21.853	20.037	1:01.838	0.677	7
21	312	Team Komarov	RUS	Matveev Ivan	RUS	Tony Kart / Bmb / Vega	19.928	21.902	20.071	1:01.901	0.740	8
22	349	Kohtala Sports	FIN	Johansson Antti	FIN	Kosmic / Vortex / Vega	19.958	21.925	20.045	1:01.928	0.767	8
23	309	Lenzokart	ITA	Lehouck Arthur	FRA	Lenzo / Lke / Vega	19.960	21.867	20.101	1:01.928	0.767	8
24	383	Garcia Eduardo	ESP	Garcia Sanchez Eduardo	ESP	Fa Kart / Vortex / Vega	19.916	21.992	20.021	1:01.929	0.768	7
25	302	Baby Race Srl	ITA	Lorandi Leonardo	ITA	Tony Kart / Vortex / Vega	19.991	21.928	20.025	1:01.944	0.783	8
26	322	Forza Racing	GBR	Shwartzman Robert	RUS	Crg / Tm / Vega	20.045	21.864	20.052	1:01.961	0.800	7
27	382	Av Racer	ESP	Ochoa Bruno	ESP	Zanardi / Bmb / Vega	20.129	21.951	20.034	1:02.114	0.953	8
28	320	Art Grand Prix Srl	ITA	Sette Camara Sergio	BRA	Art Gp / Tm / Vega	19.927	22.014	20.244	1:02.185	1.024	7
29	377	Art Grand Prix Srl	ITA	Drugovich Felipe	BRA	Art Gp / Tm / Vega	20.071	21.967	20.209	1:02.247	1.086	7
30	378	M2 Racing Karts	ESP	Lloveras Xavier	ESP	Crg / Vortex / Vega	20.181	22.145	20.044	1:02.370	1.209	9

Start Time : 23/03/2013 - 09:40:00

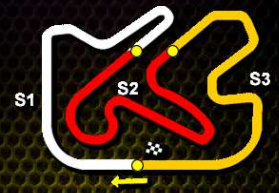
Best Lap : No.330 Daruvala Jehan

1:01.161 100,06 Kph

Weather : Sunny Air : 10°C Track : Dry

Event Record : No.326 Ticktum Daniel

1:01.145 100,08 Kph



KFJ

Qualifying Practice 1 Series 2 (QPS2)

For information purposes. No official / regulatory value

Best Sectors Analysis

S1			S2			S3			Ideal Lap Times						
Rnk	No.	Time	Rnk	No.	Time	Rnk	No.	Time	Rnk	No.	Driver	Nat	Ideal Lap	Best Lap	Diff.
1	317	19.692	1	330	21.562	1	317	19.759	1	317	Pull James	SGP	1:01.125	1:01.360	0.235
2	329	19.746	2	305	21.602	2	329	19.780	2	330	Daruvala Jehan	IND	1:01.126	1:01.161	0.035
3	330	19.768	3	311	21.655	3	330	19.796	3	329	Fewtrell Max	GBR	1:01.227	1:01.257	0.030
4	339	19.787	4	317	21.674	4	311	19.802	4	311	Sitnikov Nikita	RUS	1:01.250	1:01.278	0.028
5	380	19.789	5	329	21.701	5	381	19.858	5	305	Beckmann David	DEU	1:01.284	1:01.338	0.054
6	311	19.793	6	338	21.710	5	380	19.858	6	306	Mazepin Nikita	RUS	1:01.405	1:01.475	0.070
7	306	19.807	7	306	21.723	7	305	19.862	7	339	Atoev Vladimir	RUS	1:01.420	1:01.420	
8	319	19.816	8	339	21.730	8	338	19.875	8	380	Machado Alexandre	AND	1:01.443	1:01.475	0.032
9	305	19.820	9	331	21.778	8	306	19.875	9	338	Vartanyan Alexander	RUS	1:01.487	1:01.630	0.143
10	318	19.821	10	380	21.796	10	339	19.903	10	318	Valtonen Isac	SWE	1:01.592	1:01.592	
11	360	19.861	11	318	21.828	11	333	19.942	11	319	Thompson Parker	CAN	1:01.621	1:01.636	0.015
12	345	19.877	12	364	21.829	12	318	19.943	12	345	Munoz Adrian	ESP	1:01.682	1:01.781	0.099
13	312	19.885	13	345	21.837	13	360	19.947	13	331	Stowell Will	GBR	1:01.688	1:01.793	0.105
14	364	19.887	14	333	21.841	14	319	19.948	14	360	Peltola Olli	FIN	1:01.694	1:01.771	0.077
15	302	19.888	15	334	21.843	15	331	19.959	15	381	Fontecha Laia	ESP	1:01.709	1:01.709	
16	373	19.892	16	371	21.853	16	345	19.968	16	334	Raucci Giuliano	BRA	1:01.716	1:01.795	0.079
17	338	19.902	17	373	21.856	17	334	19.971	17	364	Elpitiya Bryan	ITA	1:01.740	1:01.740	
17	334	19.902	18	319	21.857	18	309	19.977	18	373	Travisanutto Lorenzo	ITA	1:01.761	1:01.761	
19	383	19.916	19	322	21.860	19	373	20.013	19	333	Defourny Max	BEL	1:01.768	1:01.768	
20	320	19.927	20	349	21.864	20	383	20.021	20	309	Lehouck Arthur	FRA	1:01.804	1:01.928	0.124
21	371	19.948	21	381	21.866	21	364	20.024	21	371	Pex Stan	NLD	1:01.838	1:01.838	
22	331	19.951	22	309	21.867	22	302	20.025	22	302	Lorandi Leonardo	ITA	1:01.841	1:01.944	0.103
23	349	19.958	23	360	21.886	23	322	20.032	23	312	Matveev Ivan	RUS	1:01.858	1:01.901	0.043
24	309	19.960	24	377	21.896	24	382	20.034	24	349	Johansson Antti	FIN	1:01.867	1:01.928	0.061
25	382	19.966	25	312	21.902	25	371	20.037	25	322	Shwartzman Robert	RUS	1:01.906	1:01.961	0.055
26	381	19.985	26	302	21.928	26	378	20.044	26	383	Garcia Sanchez Eduardo	ESP	1:01.912	1:01.929	0.017
26	333	19.985	27	382	21.951	27	349	20.045	27	382	Ochoa Bruno	ESP	1:01.951	1:02.114	0.163
28	322	20.014	28	320	21.958	28	312	20.071	28	320	Sette Camara Sergio	BRA	1:02.041	1:02.185	0.144
29	377	20.071	29	383	21.975	29	377	20.154	29	377	Drugovich Felipe	BRA	1:02.121	1:02.247	0.126
30	378	20.162	30	378	21.980	30	320	20.156	30	378	Lloveras Xavier	ESP	1:02.186	1:02.370	0.184



KFJ

Qualifying Practice 1 Series 2 (QPS2)

Lap Time Analysis

For information purposes. No official / regulatory value

Laps	Sector 1	Sector 2	Sector 3	Lap Time	Laps	Sector 1	Sector 2	Sector 3	Lap Time	Laps	Sector 1	Sector 2	Sector 3	Lap Time
No.302 Lorandi Leonardo					No.312 Matveev Ivan					No.329 Fewtrell Max				
1	21.039	22.801	20.253	1:04.093	1	20.949	22.602	20.348	1:03.899	3	20.019	22.078	20.032	1:02.129
2	20.086	22.218	20.186	1:02.490	2	20.150	22.224	20.110	1:02.484	4	20.014	21.964	20.162	1:02.140
3	20.051	22.134	20.070	1:02.255	3	19.940	22.066	20.128	1:02.134	5	20.024	21.860	20.175	1:02.059
4	19.888	21.998	20.145	1:02.031	4	20.000	21.992	20.146	1:02.138	6	20.504	23.425	22.117	1:06.046
5	19.991	21.928	20.025	1:01.944	5	19.946	21.985	20.090	1:02.021	7	20.045	21.864	20.052	1:01.961
6	20.254	22.104	20.084	1:02.442	6	19.885	22.049	20.202	1:02.136	No.330 Daruvala Jehan				
7	19.937	22.340	22.909	1:05.186	7	19.964	23.861	20.828	1:04.653	1	20.176	22.255	20.157	1:02.588
8	19.936	21.991	20.077	1:02.004	8	19.928	21.902	20.071	1:01.901	2	19.988	23.059	19.997	1:03.044
No.305 Beckmann David					No.317 Pull James					No.331 Stowell Will				
1	20.452	22.417	20.303	1:03.172	1	20.386	22.288	20.222	1:02.896	1	20.416	22.303	20.312	1:03.031
2	19.975	21.845	19.866	1:01.686	2	20.007	21.772	19.823	1:01.602	2	20.078	22.122	20.176	1:02.376
3	20.199	21.768	19.979	1:01.946	3	19.692	22.029	19.759	1:01.480	3	20.227	21.794	20.035	1:02.056
4	19.890	21.748	19.899	1:01.537	4	19.805	21.771	19.915	1:01.491	4	20.059	21.778	20.112	1:01.949
5	19.820	21.602	19.916	1:01.338	5	19.833	21.674	19.865	1:01.372	5	19.951	21.883	19.959	1:01.793
6	19.983	21.697	19.862	1:01.542	6	19.797	21.686	19.877	1:01.360	6	20.456	21.997	20.040	1:02.493
7	20.083	21.723	20.031	1:01.837	No.318 Valtonen Isac					No.333 Defourny Max				
8	19.936	21.730	19.986	1:01.652	1	21.018	23.007	20.754	1:04.779	1	20.580	22.349	20.272	1:03.201
No.306 Mazepin Nikita					No.319 Thompson Parker					No.334 Raucci Giuliano				
1	20.310	22.983	20.245	1:03.538	2	20.112	22.231	20.155	1:02.498	1	20.475	23.049	20.395	1:03.919
2	20.235	22.022	20.075	1:02.332	3	20.010	22.122	20.246	1:02.378	2	20.261	22.356	20.195	1:02.812
3	19.923	21.907	19.971	1:01.801	4	20.021	21.949	20.133	1:02.103	3	20.115	22.040	20.074	1:02.229
4	20.126	21.830	20.322	1:02.278	5	19.913	21.942	20.110	1:01.965	4	20.056	21.997	20.054	1:02.107
5	19.807	21.724	19.981	1:01.512	6	19.876	22.020	20.025	1:01.921	5	20.076	21.990	20.047	1:02.113
6	19.899	21.791	19.922	1:01.612	7	19.958	21.878	20.079	1:01.915	6	20.000	21.868	19.971	1:01.839
7	19.834	21.723	19.965	1:01.522	8	19.821	21.828	19.943	1:01.592	7	19.962	21.843	20.058	1:01.863
8	19.853	21.747	19.875	1:01.475	No.320 Sette Camara Sergio					No.322 Shwartzman Robert				
No.309 Lehouck Arthur					1	20.418	23.367	20.273	1:04.058	1	25.542	23.442	20.576	1:09.560
1	20.707	22.803	20.046	1:03.556	2	20.044	22.095	20.042	1:02.181	2	22.333	22.140	20.133	1:04.606
2	20.080	22.446	20.079	1:02.605	3	19.915	22.018	20.069	1:02.002					
3	20.104	21.994	19.977	1:02.075	4	19.816	21.900	20.088	1:01.804					
4	20.753	21.878	20.149	1:02.780	5	19.831	21.857	19.948	1:01.636					
5	19.960	21.867	20.101	1:01.928	6	19.930	21.916	20.034	1:01.880					
6	20.279	21.954	20.079	1:02.312	7	19.860	22.160	20.315	1:02.335					
7	20.065	21.966	20.220	1:02.251	8	19.881	21.901	20.222	1:02.004					
8	20.047	22.037	20.163	1:02.247	No.321 [Driver Name]									
No.311 Sitnikov Nikita					1	20.299	22.380	20.156	1:02.835					
1	20.103	23.081	24.581	1:07.765	2	19.950	22.038	20.206	1:02.194					
2	20.019	22.141	20.094	1:02.254	3	19.927	22.014	20.244	1:02.185					
3	19.936	21.661	19.954	1:01.551	4	20.024	21.958	20.220	1:02.202					
4	19.824	21.668	19.984	1:01.476	5	19.999	22.003	20.789	1:02.791					
5	19.796	21.655	19.831	1:01.282	6	20.388	21.997	20.407	1:02.792					
6	20.069	21.741	19.927	1:01.737	7	20.065	21.980	20.248	1:02.293					
7	19.793	21.683	19.802	1:01.278										



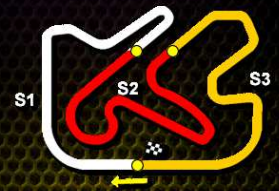
KFJ

Qualifying Practice 1 Series 2 (QPS2)

Lap Time Analysis

For information purposes. No official / regulatory value

Laps	Sector 1	Sector 2	Sector 3	Lap Time	Laps	Sector 1	Sector 2	Sector 3	Lap Time	Laps	Sector 1	Sector 2	Sector 3	Lap Time
No.338 Vartanyan Alexander					No.364 Elpitiya Bryan					No.381 Fontecha Laia				
1	20.571	22.181	20.078	1:02.830	1	20.472	26.100	20.886	1:07.458	4	19.945	21.914	19.962	1:01.821
2	20.170	22.084	19.957	1:02.211	2	19.977	21.938	20.042	1:01.957	5	20.107	22.315	20.490	1:02.912
3	19.956	21.919	20.441	1:02.316	3	19.985	21.870	20.026	1:01.881	6	19.805	21.850	19.858	1:01.513
4	19.955	21.870	19.875	1:01.700	4	19.887	21.829	20.024	1:01.740	7	19.789	21.796	19.890	1:01.475
5	19.916	21.838	19.895	1:01.649	5	20.113	21.947	20.035	1:02.095	No.382 Ochoa Bruno				
6	19.902	21.710	20.018	1:01.630	6	19.995	22.039	20.228	1:02.262	1	20.512	22.991	20.140	1:03.643
7	19.930	21.789	19.942	1:01.661	No.371 Pex Stan					2	20.156	22.157	19.982	1:02.295
8	19.974	21.893	19.965	1:01.832	1	20.345	22.116	20.209	1:02.670	3	20.009	22.003	19.973	1:01.985
9	19.970	21.978	19.953	1:01.901	2	20.050	21.955	20.050	1:02.055	4	19.985	21.866	19.858	1:01.709
No.339 Atoev Vladimir					No.373 Trvisanutto Lorenzo					No.383 Garcia Sanchez Eduardo				
1	20.390	22.583	20.225	1:03.198	1	20.418	22.388	20.279	1:03.085	1	21.044	22.769	20.468	1:04.281
2	20.243	22.087	20.147	1:02.477	2	20.059	22.031	20.116	1:02.206	2	20.441	22.399	20.415	1:03.255
3	19.901	21.977	20.087	1:01.965	3	20.005	21.979	20.064	1:02.048	3	20.202	22.354	20.287	1:02.843
4	19.833	21.796	20.056	1:01.685	4	19.892	21.856	20.013	1:01.761	4	20.183	21.985	20.107	1:02.275
5	19.825	21.830	19.993	1:01.648	5	19.979	21.926	20.015	1:01.920	5	20.065	22.353	20.092	1:02.510
6	19.863	21.780	19.972	1:01.615	6	20.007	22.612	21.817	1:04.436	6	20.129	21.951	20.034	1:02.114
7	19.787	21.730	19.903	1:01.420	7	20.014	21.901	20.137	1:02.052	7	19.966	22.117	20.048	1:02.131
8	19.908	22.874	20.356	1:03.138	No.377 Drugovich Felipe					8	19.995	22.040	20.715	1:02.750
No.345 Munoz Adrian					No.378 Lloveras Xavier									
1	20.710	22.690	21.119	1:04.519	1	20.869	22.318	20.296	1:03.483					
2	20.087	23.365	20.549	1:04.001	2	20.321	22.042	20.298	1:02.661					
3	19.877	22.132	19.988	1:01.997	3	20.181	22.145	20.044	1:02.370					
4	19.976	21.837	19.968	1:01.781	4	20.232	21.980	20.208	1:02.420					
5	19.925	21.989	19.975	1:01.889	5	20.236	22.213	20.267	1:02.716					
6	19.928	21.893	20.035	1:01.856	6	20.162	22.025	20.192	1:02.379					
7	19.910	21.933	20.017	1:01.860	7	20.233	22.120	20.343	1:02.696					
8	19.909	21.944	19.975	1:01.828	8	20.280	22.154	20.254	1:02.688					
No.349 Johansson Antti					No.380 Machado Alexandre									
1	21.593	23.483	20.709	1:05.785	1	20.204	23.346	20.346	1:03.896					
2	20.437	22.130	20.113	1:02.680	2	20.090	22.114	20.120	1:02.324					
3	20.519	22.060	20.122	1:02.701	3	20.113	23.640	20.114	1:03.867					
4	20.065	21.864	20.137	1:02.066										
5	20.054	21.959	20.045	1:02.058										
6	20.178	21.882	20.111	1:02.171										
7	20.035	21.924	20.133	1:02.092										
8	19.958	21.925	20.045	1:01.928										
No.360 Peltola Olli														
1	20.683	22.321	20.146	1:03.150										
2	19.988	21.960	20.010	1:01.958										
3	19.938	21.886	19.947	1:01.771										
4	19.861	21.936	19.979	1:01.776										
5	19.955	21.910	20.030	1:01.895										
6	19.899	22.176	20.113	1:02.188										
7	19.965	21.956	20.133	1:02.054										



KFJ

Qualifying Practice 1 Series 1 (QPS1)

Document 14

Results

Subject to scrutineering & sporting investigations

Rnk	No.	Entrant	Nat	Driver	Nat	Equipment	Sector 1	Sector 2	Sector 3	Time	Gap	Laps
1	326	Ricky Flynn Motorsport	GBR	Ticktum Daniel	GBR	Fa Kart / Vortex / Vega	19.696	21.664	19.785	1:01.145		6
2	327	Ricky Flynn Motorsport	GBR	Norris Lando	GBR	Fa Kart / Vortex / Vega	19.868	21.700	19.826	1:01.394	0.249	6
3	325	Ricky Flynn Motorsport	GBR	Ahmed Enaam	GBR	Fa Kart / Vortex / Vega	19.905	21.800	19.848	1:01.553	0.408	6
4	363	Genikart	ESP	Russo Guillermo	ESP	Fa Kart / Vortex / Vega	19.838	21.892	19.848	1:01.578	0.433	6
5	328	Ricky Flynn Motorsport	GBR	Bale Tom	GBR	Fa Kart / Vortex / Vega	19.839	21.792	19.958	1:01.589	0.444	6
6	355	Tony Kart Racing Team	ITA	Betsch Mick	DEU	Tony Kart / Vortex / Vega	19.932	21.793	19.864	1:01.589	0.444	7
7	323	Lh Racing Team	SWE	Kari Niko	FIN	Lh / Tm / Vega	19.895	21.739	19.961	1:01.595	0.450	6
8	348	Kohtala Sports	FIN	Pasma Patrik	FIN	Kosmic / Vortex / Vega	19.862	21.840	20.051	1:01.753	0.608	7
9	304	Keijzer Racing	NLD	Van Leeuwen Martijn	NLD	Zanardi / Parilla / Vega	19.902	21.947	19.915	1:01.764	0.619	6
10	310	Dfr	USA	De Francesco Devlin	USA	Crg / Bmb / Vega	20.000	21.863	19.928	1:01.791	0.646	7
11	301	Baby Race Srl	ITA	Lorandi Alessio	ITA	Tony Kart / Vortex / Vega	20.003	21.825	19.968	1:01.796	0.651	7
12	368	Morsicani Racing S.a.s	ITA	Pulcini Leonardo	ITA	Tony Kart / Vortex / Vega	19.970	21.828	20.042	1:01.840	0.695	7
13	335	Ward Racing	SWE	Sargeant Logan	USA	Tony Kart / Vortex / Vega	19.920	21.886	20.039	1:01.845	0.700	6
14	361	Art Grand Prix Srl	ITA	Haapalainen Tuomas	FIN	Art Gp / Tm / Vega	19.996	21.967	20.094	1:02.057	0.912	6
15	307	Chiesa Corse	ITA	Florescu Petru	ROU	Zanardi / Parilla / Vega	20.034	21.888	20.142	1:02.064	0.919	6
16	308	Birel Motorsport S.r.l.	ITA	Aubry Gabriel	FRA	Birel / Tm / Vega	20.094	21.986	20.028	1:02.108	0.963	6
17	324	Lh Racing Team	SWE	Raspatelli Matteo	BEL	Lh / Tm / Vega	20.032	21.959	20.128	1:02.119	0.974	6
18	356	Praga Kart Racing	ITA	Sato Marino	JPN	Praga / Parilla / Vega	20.013	22.090	20.028	1:02.131	0.986	6
19	336	Ward Racing	SWE	Korpivaara Ilmari	FIN	Tony Kart / Vortex / Vega	20.033	22.037	20.079	1:02.149	1.004	6
20	351	Kohtala Sports	FIN	Eriksson Joonas	FIN	Kosmic / Vortex / Vega	20.070	22.042	20.050	1:02.162	1.017	7
21	370	Chiesa Corse	ITA	Sun Yueyang	CHN	Zanardi / Parilla / Vega	20.058	22.005	20.121	1:02.184	1.039	6
22	347	M2 Racing Karts	ESP	Garcia Marta	ESP	Crg / Vortex / Vega	20.088	22.116	20.169	1:02.373	1.228	7
23	379	M2 Racing Karts	ESP	Santos Lisard	ESP	Crg / Vortex / Vega	20.202	22.027	20.158	1:02.387	1.242	7
24	372	Wk Motorsport	POL	Korbela Lukas	POL	Zanardi / Vortex / Vega	20.090	22.119	20.357	1:02.566	1.421	6
25	376	Art Grand Prix Srl	ITA	Tonteri Paavo Petter	FIN	Art Gp / Tm / Vega	20.275	22.105	20.243	1:02.623	1.478	7
26	321	Art Grand Prix Srl	ITA	Xia Yifan	CHN	Art Gp / Tm / Vega	20.299	22.069	20.368	1:02.736	1.591	7
27	366	Shlom Vadim	RUS	Shlom Yan Leon	RUS	Pcr / Parilla / Vega	20.335	22.199	20.328	1:02.862	1.717	7
28	314	Dr Srl	ITA	Marinescu Alexandra	ROU	Dr / Tm / Vega	20.305	22.136	20.443	1:02.884	1.739	7
29	343	Mach1 Motorsport	NLD	Hagenaes Nicolai	NOR	Mach1 / Tm / Vega	21.483	22.891	20.864	1:05.238	4.093	1

Not Classified

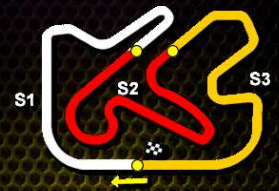
341	Art Grand Prix Srl	ITA	Borrelli Diego	VEN	Art Gp / Tm / Vega					No Time		
-----	--------------------	-----	-----------------------	-----	--------------------	--	--	--	--	----------------	--	--

Start Time : 23/03/2013 - 09:25:26

Best Lap : No.326 Ticktum Daniel

1:01.145 100,08 Kph

Weather : Sunny Air : 10°C Track : Dry



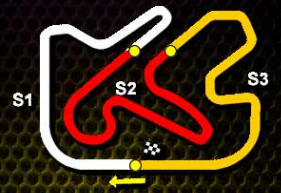
KFJ

Qualifying Practice 1 Series 1 (QPS1)

For information purposes. No official / regulatory value

Best Sectors Analysis

S1			S2			S3			Ideal Lap Times						
Rnk	No.	Time	Rnk	No.	Time	Rnk	No.	Time	Rnk	No.	Driver	Nat	Ideal Lap	Best Lap	Diff.
1	326	19.696	1	326	21.652	1	326	19.738	1	326	Ticktum Daniel	GBR	1:01.086	1:01.145	0.059
2	325	19.821	2	327	21.700	2	327	19.826	2	327	Norris Lando	GBR	1:01.394	1:01.394	
3	363	19.838	3	323	21.739	3	325	19.844	3	325	Ahmed Enaam	GBR	1:01.465	1:01.553	0.088
4	328	19.839	4	328	21.792	4	363	19.848	4	328	Bale Tom	ARE	1:01.536	1:01.589	0.053
5	348	19.862	5	355	21.793	5	355	19.864	5	363	Russo Guillermo	ESP	1:01.578	1:01.578	
6	327	19.868	6	325	21.800	6	328	19.905	6	355	Betsch Mick	DEU	1:01.589	1:01.589	
7	368	19.872	7	301	21.808	7	304	19.915	7	323	Kari Niko	FIN	1:01.591	1:01.595	0.004
8	323	19.891	8	368	21.828	8	310	19.928	8	304	Van Leeuwen Martijn	NLD	1:01.646	1:01.764	0.118
9	304	19.902	9	304	21.829	9	348	19.957	9	348	Pasma Patrik	FIN	1:01.659	1:01.753	0.094
10	335	19.904	10	348	21.840	10	323	19.961	10	301	Lorandi Alessio	ITA	1:01.714	1:01.796	0.082
11	310	19.928	11	310	21.863	11	301	19.962	11	310	De Francesco Devlin	USA	1:01.719	1:01.791	0.072
12	351	19.929	12	335	21.886	12	356	19.985	12	368	Pulcini Leonardo	ITA	1:01.742	1:01.840	0.098
13	355	19.932	13	307	21.888	13	351	19.999	13	335	Sargeant Logan	USA	1:01.807	1:01.845	0.038
14	301	19.944	14	363	21.892	14	335	20.017	14	351	Eriksson Joonas	FIN	1:01.970	1:02.162	0.192
15	356	19.985	15	361	21.918	15	308	20.028	15	356	Sato Marino	JPN	1:02.007	1:02.131	0.124
16	361	19.996	16	324	21.959	16	368	20.042	16	361	Haapalainen Tuomas	FIN	1:02.008	1:02.057	0.049
17	336	20.030	17	308	21.986	17	336	20.079	17	307	Florescu Petru	ROU	1:02.053	1:02.064	0.011
18	324	20.032	18	370	22.005	18	361	20.094	18	308	Aubry Gabriel	FR	1:02.108	1:02.108	
19	307	20.034	19	379	22.027	19	370	20.121	19	324	Raspatelli Matteo	BEL	1:02.119	1:02.119	
20	370	20.058	20	356	22.037	20	324	20.128	20	336	Korpivaara Ilmari	FIN	1:02.146	1:02.149	0.003
21	347	20.064	20	336	22.037	21	307	20.131	21	370	Sun Yueyang	CHN	1:02.184	1:02.184	
22	372	20.090	22	351	22.042	22	347	20.154	22	347	Garcia Marta	ESP	1:02.334	1:02.373	0.039
23	308	20.094	23	321	22.069	23	379	20.158	23	379	Santos Lisard	ESP	1:02.354	1:02.387	0.033
24	379	20.169	24	376	22.076	24	376	20.243	24	376	Tonteri Paavo Petter	FIN	1:02.542	1:02.623	0.081
25	376	20.223	25	347	22.116	25	314	20.319	25	372	Korbela Lukas	POL	1:02.566	1:02.566	
26	314	20.280	26	372	22.119	26	366	20.328	26	321	Xia Yifan	CHN	1:02.728	1:02.736	0.008
27	321	20.299	27	314	22.136	27	372	20.357	27	314	Marinescu Alexandra	ROU	1:02.735	1:02.884	0.149
28	366	20.318	28	366	22.199	28	321	20.360	28	366	Shlom Yan Leon	ISR	1:02.845	1:02.862	0.017
29	343	21.483	29	343	22.891	29	343	20.864	29	343	Hagenaes Nicolai	NOR	1:05.238	1:05.238	


KFJ
Qualifying Practice 1 Series 1 (QPS1)
Lap Time Analysis

For information purposes. No official / regulatory value

Laps	Sector 1	Sector 2	Sector 3	Lap Time	Laps	Sector 1	Sector 2	Sector 3	Lap Time	Laps	Sector 1	Sector 2	Sector 3	Lap Time
No.301 Lorandi Alessio					No.321 Xia Yifan					No.328 Bale Tom				
1	21.020	23.824	20.785	1:05.629	1	21.126	22.986	20.794	1:04.906	1	20.539	22.537	20.280	1:03.356
2	20.496	23.298	24.192	1:07.986	2	20.664	22.357	20.691	1:03.712	2	20.017	22.039	19.977	1:02.033
3	23.528	22.255	20.060	1:05.843	3	20.336	22.259	20.737	1:03.332	3	19.921	21.885	19.905	1:01.711
4	20.003	21.825	19.968	1:01.796	4	20.417	22.235	20.510	1:03.162	4	20.231	22.281	19.948	1:02.460
5	19.965	21.866	20.078	1:01.909	5	20.455	22.201	20.458	1:03.114	5	19.942	22.103	19.962	1:02.007
6	20.080	21.808	20.021	1:01.909	6	20.299	22.069	20.368	1:02.736	6	19.839	21.792	19.958	1:01.589
7	19.944	22.039	19.962	1:01.945	7	20.442	22.076	20.360	1:02.878	No.335 Sargeant Logan				
No.304 Van Leeuwen Martijn					No.323 Kari Niko					1				
1	20.646	22.704	23.004	1:06.354	1	20.185	22.686	21.331	1:04.202	1	20.719	22.804	20.300	1:03.823
2	24.782	22.299	20.166	1:07.247	2	24.060	22.410	20.143	1:06.613	2	20.029	22.220	20.174	1:02.423
3	20.032	21.970	20.034	1:02.036	3	19.953	21.985	20.093	1:02.031	3	19.904	21.983	20.017	1:01.904
4	19.979	21.994	20.023	1:01.996	4	19.967	21.827	20.001	1:01.795	4	19.973	22.046	20.050	1:02.069
5	19.902	21.947	19.915	1:01.764	5	19.891	21.883	20.038	1:01.812	5	20.044	21.943	20.045	1:02.032
6	20.139	21.829	19.980	1:01.948	6	19.895	21.739	19.961	1:01.595	6	19.920	21.886	20.039	1:01.845
No.307 Florescu Petru					No.324 Raspatelli Matteo					No.336 Korpivaara Ilmari				
1	22.633	25.251	20.509	1:08.393	1	20.621	23.307	20.865	1:04.793	1	20.568	22.316	20.410	1:03.294
2	20.161	22.184	20.241	1:02.586	2	23.672	22.889	20.421	1:06.982	2	20.243	22.124	20.200	1:02.567
3	20.118	21.979	20.200	1:02.297	3	20.064	22.363	20.289	1:02.716	3	20.156	22.136	20.120	1:02.412
4	20.116	22.002	20.153	1:02.271	4	20.129	22.027	20.261	1:02.417	4	22.113	26.084	20.132	1:08.329
5	20.092	21.965	20.131	1:02.188	5	20.076	21.979	20.150	1:02.205	5	20.033	22.037	20.079	1:02.149
6	20.034	21.888	20.142	1:02.064	6	20.032	21.959	20.128	1:02.119	6	20.030	22.160	20.103	1:02.293
No.308 Aubry Gabriel					No.325 Ahmed Enaam					No.343 Hagenaes Nicolai				
1	26.466	22.983	20.384	1:09.833	1	20.487	22.590	20.654	1:03.731	1	21.483	22.891	20.864	1:05.238
2	20.438	22.157	20.208	1:02.803	2	24.921	22.206	20.140	1:07.267	No.347 Garcia Marta				
3	20.106	22.153	20.066	1:02.325	3	19.939	21.998	19.856	1:01.793	1	20.806	22.960	20.790	1:04.556
4	20.107	22.076	20.091	1:02.274	4	19.821	21.962	19.844	1:01.627	2	20.345	22.472	20.483	1:03.300
5	20.252	22.154	20.465	1:02.871	5	19.878	21.838	19.904	1:01.620	3	20.329	22.513	20.450	1:03.292
6	20.094	21.986	20.028	1:02.108	6	19.905	21.800	19.848	1:01.553	4	20.195	22.270	20.278	1:02.743
No.310 De Francesco Devlin					No.326 Ticktum Daniel					1				
1	20.584	22.574	20.519	1:03.677	1	21.521	24.686	22.429	1:08.636	1	20.806	22.960	20.790	1:04.556
2	20.205	22.242	20.277	1:02.724	2	27.888	22.264	20.320	1:10.472	2	20.345	22.472	20.483	1:03.300
3	21.315	22.461	20.156	1:03.932	3	20.278	21.795	19.818	1:01.891	3	20.329	22.513	20.450	1:03.292
4	20.024	22.030	20.016	1:02.070	4	19.831	21.674	19.875	1:01.380	4	20.195	22.270	20.278	1:02.743
5	20.386	22.060	20.122	1:02.568	5	19.758	21.652	19.738	1:01.148	5	20.142	22.154	20.301	1:02.597
6	19.928	21.930	19.942	1:01.800	6	19.696	21.664	19.785	1:01.145	6	20.088	22.116	20.169	1:02.373
7	20.000	21.863	19.928	1:01.791	No.327 Norris Lando					7				
No.314 Marinescu Alexandra					1					No.348 Pasma Patrik				
1	21.633	23.069	20.838	1:05.540	1	20.714	22.785	20.433	1:03.932	1	21.963	22.889	20.494	1:05.346
2	20.554	22.645	20.613	1:03.812	2	20.071	22.171	20.208	1:02.450	2	22.414	22.482	24.537	1:09.433
3	21.546	22.887	20.454	1:04.887	3	20.071	21.874	19.992	1:01.937	3	24.038	22.670	20.150	1:06.858
4	20.313	22.477	20.417	1:03.207	4	19.926	21.818	19.932	1:01.676	4	19.982	22.015	20.051	1:02.048
5	20.280	22.290	20.319	1:02.889	5	19.868	21.700	19.826	1:01.394	5	19.963	21.927	20.060	1:01.950
6	20.305	22.136	20.443	1:02.884	6	19.896	21.730	19.828	1:01.454	6	19.936	21.931	19.957	1:01.824
7	20.351	22.260	20.413	1:03.024	No.351 Eriksson Joonas					1				
					1					1				
					2					2				
					2					2				
					3					3				
					3					3				
					4					4				
					4					4				



KFJ

Qualifying Practice 1 Series 1 (QPS1)

For information purposes. No official / regulatory value

Lap Time Analysis

Laps	Sector 1	Sector 2	Sector 3	Lap Time	Laps	Sector 1	Sector 2	Sector 3	Lap Time
5	20.070	22.042	20.050	1:02.162	5	19.909	21.942	20.185	1:02.036
6	19.929	22.155	20.087	1:02.171	6	20.073	21.918	20.139	1:02.130
7	20.106	22.235	19.999	1:02.340	7	19.970	21.828	20.042	1:01.840

No.355 Betsch Mick

1	20.477	23.792	20.869	1:05.138
2	21.768	23.164	20.222	1:05.154
3	21.509	22.520	20.137	1:04.166
4	20.154	21.959	20.037	1:02.150
5	20.303	22.064	19.942	1:02.309
6	19.974	21.952	19.874	1:01.800
7	19.932	21.793	19.864	1:01.589

No.370 Sun Yueyang

1	20.884	22.384	20.304	1:03.572
2	20.285	22.135	20.184	1:02.604
3	20.190	22.057	20.160	1:02.407
4	20.188	22.124	20.162	1:02.474
5	20.115	22.034	20.185	1:02.334
6	20.058	22.005	20.121	1:02.184

No.356 Sato Marino

1	28.357	23.821	20.667	1:12.845
2	20.013	22.090	20.028	1:02.131
3	19.989	22.070	20.118	1:02.177
4	20.081	22.117	19.985	1:02.183
5	21.917	22.111	20.196	1:04.224
6	19.985	22.037	20.139	1:02.161

No.372 Korbela Lukas

1	21.295	23.127	20.891	1:05.313
2	20.580	22.464	20.715	1:03.759
3	20.518	22.379	20.492	1:03.389
4	20.468	23.554	24.378	1:08.400
5	21.014	22.552	20.490	1:04.056
6	20.090	22.119	20.357	1:02.566

No.361 Haapalainen Tuomas

1	20.969	22.531	20.420	1:03.920
2	20.234	22.141	20.191	1:02.566
3	20.106	22.130	20.235	1:02.471
4	23.365	22.439	20.143	1:05.947
5	20.067	21.918	20.198	1:02.183
6	19.996	21.967	20.094	1:02.057

No.376 Tonteri Paavo Petter

1	20.811	22.638	20.396	1:03.845
2	20.326	22.219	20.361	1:02.906
3	20.223	22.248	20.339	1:02.810
4	22.119	24.810	20.357	1:07.286
5	20.241	22.172	20.260	1:02.673
6	20.231	22.076	20.407	1:02.714
7	20.275	22.105	20.243	1:02.623

No.363 Russo Guillermo

1	20.221	23.126	20.783	1:04.130
2	26.219	22.947	20.095	1:09.261
3	20.043	21.981	19.877	1:01.901
4	20.065	21.953	19.944	1:01.962
5	19.938	21.980	19.945	1:01.863
6	19.838	21.892	19.848	1:01.578

No.379 Santos Lisard

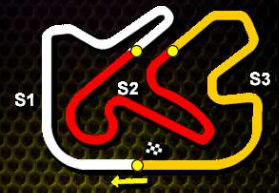
1	20.657	22.750	21.755	1:05.162
2	20.358	22.184	20.382	1:02.924
3	20.417	22.199	20.327	1:02.943
4	21.833	22.160	20.193	1:04.186
5	20.202	22.027	20.158	1:02.387
6	20.169	22.259	20.642	1:03.070
7	20.248	22.051	20.247	1:02.546

No.366 Shlom Yan Leon

1	20.758	22.836	21.045	1:04.639
2	20.353	22.436	20.472	1:03.261
3	20.611	22.584	20.789	1:03.984
4	20.352	22.520	20.548	1:03.420
5	20.335	22.199	20.328	1:02.862
6	20.318	22.321	20.927	1:03.566
7	20.461	22.391	20.384	1:03.236

No.368 Pulcini Leonardo

1	20.266	24.979	20.836	1:06.081
2	20.384	22.895	20.246	1:03.525
3	21.878	22.016	20.162	1:04.056
4	19.872	21.918	20.154	1:01.944

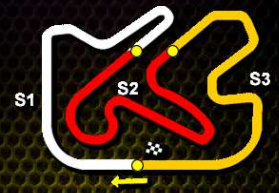


KFJ

List of Participants (60 Drivers)

Document 1.1



No.	Entrant	Nat	Driver	Nat	Equipment
301	Baby Race Srl	ITA	Lorandi Alessio	ITA	Tony Kart / Vortex / Vega
302	Baby Race Srl	ITA	Lorandi Leonardo	ITA	Tony Kart / Vortex / Vega
304	Keijzer Racing	NLD	Van Leeuwen Martijn	NLD	Zanardi / Parilla / Vega
305	Zanardi	NLD	Beckmann David	DEU	Zanardi / Bmb / Vega
306	Tony Kart Racing Team	ITA	Mazepin Nikita	RUS	Tony Kart / Vortex / Vega
307	Chiesa Corse	ITA	Florescu Petru	ROU	Zanardi / Parilla / Vega
308	Birel Motorsport S.r.l.	ITA	Aubry Gabriel	FRA	Birel / Tm / Vega
309	Lenzokart	ITA	Lehouck Arthur	FRA	Lenzo / Lke / Vega
310	Dfr	USA	De Francesco Devlin	USA	Crg / Bmb / Vega
311	Team Komarov	RUS	Sitnikov Nikita	RUS	Tony Kart / Bmb / Vega
312	Team Komarov	RUS	Matveev Ivan	RUS	Tony Kart / Bmb / Vega
314	Dr Srl	ITA	Marinescu Alexandra	ROU	Dr / Tm / Vega
317	Team Oakes	GBR	Pull James	SGP	Zanardi / Parilla / Vega
318	Energy Corse Srl	ITA	Valtonen Isac	SWE	Energy / Tm / Vega
319	Energy Corse Srl	ITA	Thompson Parker	CAN	Energy / Tm / Vega
320	Art Grand Prix Srl	ITA	Sette Camara Sergio	BRA	Art Gp / Tm / Vega
321	Art Grand Prix Srl	ITA	Xia Yifan	CHN	Art Gp / Tm / Vega
322	Forza Racing	GBR	Shwartzman Robert	RUS	Crg / Tm / Vega
323	Lh Racing Team	SWE	Kari Niko	FIN	Lh / Tm / Vega
324	Lh Racing Team	SWE	Raspatelli Matteo	BEL	Lh / Tm / Vega
325	Ricky Flynn Motorsport	GBR	Ahmed Enaam	GBR	Fa Kart / Vortex / Vega
326	Ricky Flynn Motorsport	GBR	Ticktum Daniel	GBR	Fa Kart / Vortex / Vega
327	Ricky Flynn Motorsport	GBR	Norris Lando	GBR	Fa Kart / Vortex / Vega
328	Ricky Flynn Motorsport	GBR	Bale Tom	ARE	Fa Kart / Vortex / Vega
329	Ricky Flynn Motorsport	GBR	Fewtrell Max	GBR	Fa Kart / Vortex / Vega
330	Ricky Flynn Motorsport	GBR	Daruvala Jehan	IND	Fa Kart / Vortex / Vega
331	Piers Sexton Racing	GBR	Stowell Will	GBR	Zanardi / Tm / Vega
333	Defourny Didier	LUX	Defourny Max	BEL	Kosmic / Vortex / Vega
334	Gandolfi Ennio Raing	ITA	Raucci Giuliano	BRA	Energy / Tm / Vega
335	Ward Racing	SWE	Sargeant Logan	USA	Tony Kart / Vortex / Vega
336	Ward Racing	SWE	Korpivaara Ilmari	FIN	Tony Kart / Vortex / Vega
338	Ward Racing	SWE	Vartanyan Alexander	RUS	Tony Kart / Vortex / Vega
339	Ward Racing	SWE	Atoev Vladimir	RUS	Tony Kart / Vortex / Vega
341	Art Grand Prix Srl	ITA	Borrelli Diego	VEN	Art Gp / Tm / Vega
343	Mach1 Motorsport	NLD	Hagenaes Nicolai	NOR	Mach1 / Tm / Vega
345	Jose Luis Bermudez	ESP	Munoz Adrian	ESP	Tony Kart / Vortex / Vega
347	M2 Racing Karts	ESP	Garcia Marta	ESP	Crg / Vortex / Vega
348	Kohtala Sports	FIN	Pasma Patrik	FIN	Kosmic / Vortex / Vega
349	Kohtala Sports	FIN	Johansson Antti	FIN	Kosmic / Vortex / Vega
351	Kohtala Sports	FIN	Eriksson Joonas	FIN	Kosmic / Vortex / Vega
355	Tony Kart Racing Team	ITA	Betsch Mick	DEU	Tony Kart / Vortex / Vega
356	Praga Kart Racing	ITA	Sato Marino	JPN	Praga / Parilla / Vega
360	Art Grand Prix Srl	ITA	Peltola Olli	FIN	Art Gp / Tm / Vega
361	Art Grand Prix Srl	ITA	Haapalainen Tuomas	FIN	Art Gp / Tm / Vega
363	Genikart	ESP	Russo Guillermo	ESP	Fa Kart / Vortex / Vega
364	Chiesa Corse	ITA	Elpitiya Bryan	FRA	Zanardi / Parilla / Vega
366	Shlom Vadim	RUS	Shlom Yan Leon	RUS	Pcr / Parilla / Vega
368	Morsicani Racing S.a.s	ITA	Pulcini Leonardo	ITA	Tony Kart / Vortex / Vega



KFJ

List of Participants (60 Drivers)

Document 1.1

No.	Entrant	Nat	Driver	Nat	Equipment
370	Chiesa Corse		Sun Yueyang		Zanardi / Parilla / Vega
371	Crg Holland		Pex Stan		Crg / Tm / Vega
372	Wk Motorsport		Korbela Lukas		Zanardi / Vortex / Vega
373	Trvisanutto Fabrizio		Trvisanutto Lorenzo		Tony Kart / Vortex / Vega
376	Art Grand Prix Srl		Tonteri Paavo Petter		Art Gp / Tm / Vega
377	Art Grand Prix Srl		Drugovich Felipe		Art Gp / Tm / Vega
378	M2 Racing Karts		Lloveras Xavier		Crg / Vortex / Vega
379	M2 Racing Karts		Santos Lisard		Crg / Vortex / Vega
380	Av Racer		Machado Alexandre		Zanardi / Bmb / Vega
381	Av Racer		Fontecha Laia		Zanardi / Bmb / Vega
382	Av Racer		Ochoa Bruno		Zanardi / Bmb / Vega
383	Garcia Eduardo		Garcia Sanchez Eduardo		Fa Kart / Vortex / Vega