



KZ2

Final 1 (F1)
Results

Document 14.2 OFFICIAL

Subject to scrutineering & sporting investigations

Rnk	No.	Entrant	Nat	Driver	Nat	Equipment	Laps	Gap	Interv.	Best Lap	Points
1	105	Maranello Kart	ITA	Zanchetta Marco	ITA	Maranello / Tm / Bridge	12			59.362	35
2	104	Birel Motorsport S.r.l.	ITA	Midrła Jan	CZE	Birel / Tm / Bridge	12	1.781	1.781	59.474	20
3	102	Energy Corse Srl	ITA	Johansson Joel	SWE	Energy / Tm / Bridge	12	2.234	0.453	59.586	10
4	112	Dr Srl	ITA	Negro Riccardo	ITA	Dr / Tm / Bridge	12	2.575	0.341	59.518	9
5	101	Energy Corse Srl	ITA	Juodvirsis Simas	LTU	Energy / Tm / Bridge	12	2.960	0.385	59.477	8
6	131	Celenta Francesco	ITA	Celenta Francesco	ITA	Zanardi / Tm / Bridge	12	5.432	2.472	59.744	7
7	108	Comer Top Kart	ITA	Cunati Simone	ITA	Top Kart / Parilla / Bridge	12	6.187	0.755	59.680	6
8	111	Lenzokart	ITA	Dragan Tomi	ROU	Lenzo / Lke / Bridge	12	6.190	0.003	59.793	5
9	109	M2 Racing Karts	ESP	Gonzales Luis	ESP	Crg / Modena / Bridge	12	9.070	2.880	59.888	4
10	141	Lenzokart	ITA	Sierra Martin Jose Luis	ESP	Lenzo / Lke / Bridge	12	10.425	1.355	59.661	3
11	146	Villanueva S. Competicion	ESP	Villanueva Suarez Germar	ESP	Crg / Tm / Bridge	12	12.960	2.535	1:00.275	2
12	120	Pescador Jorge	ESP	Pescador Jorge	ESP	Tonykart / Vortex / Bridge	12	16.478	3.518	1:00.163	1
13	106	Praga Kart Racing	ITA	Doubek Martin	CZE	Praga / Parilla / Bridge	12	17.929	1.451	1:00.760	0
14	145	Pescador Luis	ESP	Prosperi Enrico	ESP	Tony Kart / Vortex / Bridge	12	22.281	4.352	1:00.895	0
15	143	Alvarez Jose Alberto	ESP	Alvarez Alejandro	ESP	Tony Kart / Lke / Bridge	12	22.459	0.178	1:00.501	0
16	114	Dr Srl	ITA	Antonsen Emil	NOR	Dr / Tm / Bridge	12	23.616	1.157	59.860	0
17	115	Dtk Racing Team Poland	POL	Idzkowski Bartosz	POL	Crg / Maxter / Bridge	12	24.847	1.231	59.858	0
18	116	Avg Racing	NLD	Kremers Marijn	NLD	Birel / Tm / Bridge	2	10 Laps	10 Laps	1:03.097	0
19	144	Maranello Kart	ITA	Cobian Gonzales Javier	ESP	Maranello / Tm / Bridge	0	12 Laps	2 Laps		0
20	107	Avg Racing	NLD	Roy Maxime	FRA	Birel / Tm / Bridge	0	12 Laps			0

Not Classified

	142	Equipo Jamkart	ESP	Gomez R.oriol Alvaro	ESP	Crg / Tm / Bridge		Excluded		1:00.771	
--	-----	----------------	-----	----------------------	-----	-------------------	--	-----------------	--	----------	--

No.142 Gomez R.oriol Alvaro : Excluded for weight. Art 12 and 2.4.2 CIK Technical Regulations. According to Stewards' Decision No.8.

Start Time : 23/03/2013 - 15:44:01

Weather : Sunny Air : 12°C Track : Dry

Leaders : No.102 Johansson Joel (1-4) / No.105 Zanchetta Marco (5-12)

Best Lap : No.105 Zanchetta Marco 59.362 103,09 Kph

Event Record : No.105 Zanchetta Marco 59.083 103,58 Kph



DOCUMENT N° 8

**DÉCISION DES COMMISSAIRES SPORTIFS
STEWARDS' DECISION**

PÉNALTÉ INFLIGÉE AU CONCURRENT (NOM) : **Equipo Jamkart**
PENALTY INFLICTED UPON THE ENTRANT (NAME):

NATIONALITÉ / NATIONALITY: **ESP**

N°: **142** PILOTE : **Gomez R.oriol Alvaro**
No.: DRIVER :

Concerne la partie de l'Épreuve : **KZ2 - Final 1**
Concerns the part of the event:

ÉNONCÉ / STATEMENT:

Exclusion from Final 1

MOTIF / REASON:

After the session concerned, the kart was checked under the weight (reported by Scrutineer/Technical Delegate). Having considered the report from Technical Delegate and after hearing the Entrant concerned, the Stewards assess this fact contravenes art 12 and 2.4.2 CIK Technical Regulations. The Stewards decided in application of regulations for CIK Weighing Procedure - part f) and art 153 & 154 FIA International Sporting Code.

Décision annoncée
Decision announced

Date / Date: **23/03/2013**

Heure / Time: **16:16**

Nom / Name

Signature

Président du Collège / Chairman of the Panel:

Di Bari Oronzo (ITA) :

Membres du Collège / Members of the Panel:

Enric Ruidavets (ESP) :

Pere Saura (ESP) :

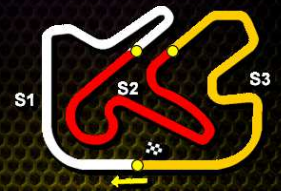
NOTIFICATION AU CONCURRENT CONCERNÉ / NOTIFICATION TO THE RELEVANT ENTRANT

Je soussigné :
I undersigned: Nom personnel / personal name

Représentant du Concurrent : **Equipo Jamkart**
Representing the Entrant: Nom du Concurrent / Entrant's name

Certifie avoir reçu notification du document N° **8** des Commissaires Sportifs de l'Épreuve.
Certify that I have been notified of document No. by the Stewards of the Meeting.

Date : Heure / Time: Signature :



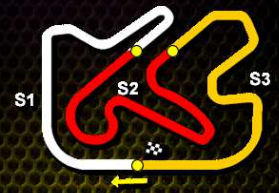
KZ2

Final 1 (F1)

Lap Chart

For information purposes. No official / regulatory value

	1	2	3	4	5	6	7	8	9	10	11	12	13	14	15	16	17	18	19	20	21
Grid	102	105	104	112	101	111	114	131	116	120	146	109	141	106	115	108	143	144	142	145	107
Start	105	102	111	112	104	101	114	131	106	146	120	116	109	141	115	108	142	143	107	144	145
Lap 1	102	112	104	105	101	111	131	106	116	109	146	108	145	141	120	143	142	114	115		
Interval		0.4	0.1	0.4	0.2	0.2	0.0	0.9	0.0	0.3	0.1	0.0	2.1	0.7	2.5	0.3	0.9	8.5	0.1		
Lap 2	102	112	105	104	101	131	111	109	108	146	106	146	141	145	120	143	142	114	115		
Interval		0.2	0.3	0.1	0.5	0.3	0.2	1.6	0.3	0.5	0.1	0.8	1.3	0.0	1.8	1.5	0.6	8.4	0.1		
Lap 3	102	105	104	112	101	131	111	109	108	146	106	141	145	120	143	142	114	115			
Interval		0.5	0.2	0.1	0.3	0.4	0.4	1.6	0.0	1.0	0.6	1.5	1.1	0.5	2.5	0.3	7.8	0.5			
Lap 4	102	105	104	101	112	131	111	108	109	146	106	141	120	145	143	142	114	115			
Interval		0.1	0.8	0.3	0.1	0.3	0.5	1.2	0.5	1.0	1.2	0.6	2.1	0.6	2.4	0.2	7.1	0.4			
Lap 5	105	102	104	112	101	131	111	108	109	146	106	141	120	145	143	142	114	115			
Interval		0.2	0.7	0.4	0.3	0.3	0.6	1.0	0.8	1.2	1.8	0.0	2.2	1.5	2.0	0.2	6.2	0.4			
Lap 6	105	102	104	112	101	131	111	108	109	146	141	106	120	145	143	142	114	115			
Interval		0.3	0.6	0.4	0.5	0.7	0.5	0.8	0.9	1.9	1.4	0.8	1.3	2.3	2.0	0.1	5.2	0.3			
Lap 7	105	102	104	112	101	131	111	108	109	146	141	106	120	145	143	142	114	115			
Interval		0.5	0.5	0.5	0.4	1.0	0.6	0.5	1.3	2.3	0.5	2.0	1.0	2.7	1.9	0.2	4.4	0.4			
Lap 8	105	102	104	112	101	131	111	108	109	146	141	106	120	145	143	142	114	115			
Interval		0.7	0.4	0.7	0.4	1.0	1.1	0.0	1.7	2.5	0.1	3.1	0.4	3.3	1.8	0.8	2.8	0.6			
Lap 9	105	102	104	112	101	131	111	108	109	141	146	106	120	145	143	142	114	115			
Interval		0.9	0.3	0.8	0.4	1.3	1.0	0.0	1.9	2.4	0.5	3.5	0.0	3.9	1.4	1.2	1.7	0.9			
Lap 10	105	102	104	112	101	131	111	108	109	141	146	120	106	145	143	142	114	115			
Interval		1.1	0.1	0.9	0.3	1.8	0.9	0.0	2.0	2.1	1.1	4.0	0.2	4.1	0.8	1.7	0.6	1.1			
Lap 11	105	104	102	112	101	131	111	108	109	141	146	120	106	145	143	114	142	115			
Interval		1.4	0.3	0.5	0.4	2.1	0.8	0.0	2.3	1.7	1.6	4.0	0.8	4.2	0.3	1.9	0.7	0.4			
Lap 12	105	104	102	112	101	131	108	111	109	141	146	120	106	145	143	114	115	142			
Interval		1.7	0.4	0.3	0.3	2.4	0.7	0.0	2.8	1.3	2.5	3.5	1.4	4.3	0.1	1.1	1.2	3.4			



KZ2

Final 1 (F1)

Lap Time Analysis

For information purposes. No official / regulatory value

Laps	Sector 1	Sector 2	Sector 3	Lap Time
No.101 Juodvirsis Simas				
1	21.867	21.851	20.203	1:03.921
2	18.997	21.594	19.572	1:00.163
3	18.731	21.579	19.607	59.917
4	18.885	21.504	19.528	59.917
5	19.095	21.573	19.501	1:00.169
6	18.738	21.455	19.457	59.650
7	18.719	21.386	19.464	59.569
8	18.715	21.442	19.557	59.714
9	18.707	21.487	19.501	59.695
10	18.684	21.395	19.398	59.477
11	18.790	21.438	19.441	59.669
12	18.659	21.438	19.448	59.545
No.102 Johansson Joel				
1	21.772	21.894	19.698	1:19.335
2	18.931	21.596	19.640	1:00.167
3	18.802	21.522	19.585	59.909
4	18.882	21.394	19.542	59.818
5	19.026	21.415	19.570	1:00.011
6	18.794	21.343	19.449	59.586
7	18.724	21.363	19.523	59.610
8	18.714	21.407	19.552	59.673
9	18.733	21.345	19.533	59.611
10	18.809	21.375	19.501	59.685
11	18.937	21.732	19.501	1:00.170
12	18.809	21.401	19.591	59.801
No.104 Midrļa Jan				
1	21.757	21.899	19.743	1:03.399
2	18.856	21.653	19.816	1:00.325
3	18.901	21.520	19.519	59.940
4	19.180	21.422	19.500	1:00.102
5	18.879	21.347	19.472	59.698
6	18.712	21.309	19.453	59.474
7	18.759	21.340	19.486	59.585
8	18.743	21.392	19.439	59.574
9	18.726	21.343	19.427	59.496
10	18.788	21.288	19.407	59.483
11	18.848	21.415	19.432	59.695
12	18.811	21.344	19.493	59.648
No.105 Zanchetta Marco				
1	42.399	21.845	19.803	1:24.047
2	18.668	21.493	19.588	59.749
3	18.690	21.676	19.468	59.834
4	18.687	21.318	19.424	59.429
5	18.692	21.358	19.510	59.560
6	18.690	21.331	19.518	59.539

Laps	Sector 1	Sector 2	Sector 3	Lap Time
7	18.668	21.309	19.413	59.390
8	18.793	21.336	19.394	59.523
9	18.655	21.287	19.430	59.372
10	18.721	21.306	19.459	59.486
11	18.699	21.379	19.445	59.523
12	18.681	21.265	19.416	59.362
No.106 Doubek Martin				
1	22.008	22.174	20.048	1:04.230
2	19.911	22.308	20.030	1:02.249
3	19.087	21.874	19.931	1:00.892
4	19.088	21.799	19.907	1:00.794
5	19.065	21.924	19.975	1:00.964
6	19.344	21.758	19.918	1:01.020
7	19.040	21.883	19.899	1:00.822
8	19.189	21.836	19.967	1:00.992
9	19.031	21.856	19.873	1:00.760
10	19.394	21.742	19.910	1:01.046
11	19.121	21.873	19.889	1:00.883
12	19.094	21.773	19.961	1:00.828
No.108 Cunati Simone				
1	22.310	22.150	19.524	1:03.984
2	19.382	21.907	19.618	1:00.907
3	19.031	21.413	19.497	59.941
4	18.834	21.351	19.497	59.682
5	18.838	21.437	19.542	59.817
6	18.866	21.392	19.533	59.791
7	18.830	21.325	19.525	59.680
8	18.758	21.431	19.527	59.716
9	18.957	21.444	19.518	59.919
10	18.898	21.452	19.463	59.813
11	18.847	21.524	19.502	59.873
12	18.875	21.400	19.499	59.774
No.109 Gonzales Luis				
1	22.148	22.202	19.829	1:04.179
2	19.353	21.681	19.768	1:00.802
3	19.008	21.521	19.680	1:00.209
4	19.257	21.454	19.609	1:00.320
5	18.888	21.484	19.667	1:00.039
6	18.867	21.419	19.602	59.888
7	18.920	21.497	19.691	1:00.108
8	18.967	21.532	19.684	1:00.183
9	18.928	21.459	19.652	1:00.039
10	18.856	21.474	19.641	59.971
11	18.939	21.481	19.746	1:00.166
12	19.025	21.560	19.702	1:00.287

Laps	Sector 1	Sector 2	Sector 3	Lap Time
No.111 Dragan Tomi				
1				1:04.518
2				1:00.490
3				1:00.211
4				1:00.062
5				1:00.036
6				1:00.020
7				59.948
8				1:00.263
9				59.919
10				59.814
11				59.872
12				59.793
No.112 Negro Riccardo				
1	21.663	21.862	19.764	1:03.289
2	18.881	21.502	19.660	1:00.043
3	18.803	22.183	19.556	1:00.542
4	19.487	21.442	19.535	1:00.464
5	18.752	21.391	19.468	59.611
6	18.677	21.316	19.525	59.518
7	18.730	21.346	19.582	59.658
8	18.766	21.381	19.578	59.725
9	18.776	21.334	19.537	59.647
10	18.734	21.376	19.509	59.619
11	18.700	21.363	19.485	59.548
12	18.751	21.328	19.515	59.594
No.114 Antonsen Emil				
1	38.314	22.266	19.909	1:20.489
2	19.244	22.054	19.821	1:01.119
3	19.095	21.509	19.652	1:00.256
4	19.002	21.437	19.648	1:00.087
5	18.834	21.453	19.611	59.898
6	18.880	21.445	19.624	59.949
7	18.924	21.424	19.620	59.968
8	18.860	21.501	19.618	59.979
9	18.860	21.449	19.551	59.860
10	18.824	21.479	19.685	59.988
11	18.794	21.654	19.568	1:00.016
12	19.028	21.402	19.574	1:00.004
No.115 Idzkowski Bartosz				
1	36.833	22.907	19.828	1:19.568
2	19.582	21.833	19.765	1:01.180
3	19.350	21.476	19.811	1:00.637
4	18.802	21.562	19.623	59.987
5	18.877	21.445	19.582	59.904
6	18.827	21.520	19.511	59.858



KZ2

Final 1 (F1)

Lap Time Analysis

For information purposes. No official / regulatory value

Laps	Sector 1	Sector 2	Sector 3	Lap Time
7	18.805	21.554	19.690	1:00.049
8	19.079	21.492	19.649	1:00.220
9	18.808	21.676	19.690	1:00.174
10	18.857	21.637	19.648	1:00.142
11	18.784	21.597	19.735	1:00.116
12	18.924	21.495	19.565	59.984

No.116 Kremers Marijn

1	22.136	21.931	19.826	1:03.893
2	19.958	23.134	20.005	1:03.097

No.120 Pescador Jorge

1	28.052	22.168	19.893	1:10.113
2	18.900	21.637	19.737	1:00.274
3	18.877	21.589	19.697	1:00.163
4	18.903	21.591	19.773	1:00.267
5	18.989	21.622	19.772	1:00.383
6	18.934	21.557	19.682	1:00.173
7	18.983	21.769	19.728	1:00.480
8	18.925	21.734	19.783	1:00.442
9	18.974	21.706	19.688	1:00.368
10	19.073	21.648	20.021	1:00.742
11	18.860	21.620	19.791	1:00.271
12	18.803	21.666	19.738	1:00.207

No.131 Celenta Francesco

1	21.825	22.080	19.729	1:03.634
2	18.928	21.569	19.699	1:00.196
3	18.909	21.527	19.607	1:00.043
4	18.775	21.676	19.547	59.998
5	18.822	21.501	19.608	59.931
6	18.966	21.470	19.654	1:00.090
7	18.776	21.457	19.610	59.843
8	18.767	21.414	19.563	59.744
9	18.767	21.630	19.623	1:00.020
10	18.752	21.621	19.594	59.967
11	18.837	21.545	19.569	59.951
12	18.778	21.447	19.647	59.872

No.141 Sierra Martin Jose Luis

1	25.561	21.931	19.772	1:07.264
2	19.055	22.043	19.838	1:00.936
3	19.119	21.542	19.644	1:00.305
4	18.810	21.458	19.595	59.863
5	18.816	21.628	19.859	1:00.303
6	19.019	21.571	19.546	1:00.136
7	18.760	21.416	19.485	59.661
8	18.809	21.529	19.575	59.913
9	18.858	21.461	19.489	59.808
10	18.773	21.439	19.471	59.683

Laps	Sector 1	Sector 2	Sector 3	Lap Time
11	18.836	21.454	19.494	59.784
12	18.950	21.400	19.505	59.855

No.142 Gomez R.oriol Alvaro

1	27.605	22.638	20.228	1:10.471
2	19.294	21.840	20.057	1:01.191
3	19.156	21.731	19.953	1:00.840
4	19.178	21.702	19.921	1:00.801
5	19.166	21.692	19.913	1:00.771
6	19.377	21.693	19.888	1:00.958
7	19.110	21.759	19.931	1:00.800
8	19.461	22.204	19.887	1:01.552
9	19.205	21.753	20.052	1:01.010
10	19.228	21.852	19.971	1:01.051
11	19.292	22.095	20.042	1:01.429
12	19.282	22.901	21.757	1:03.940

No.143 Alvarez Alejandro

1	26.625	22.836	20.020	1:09.481
2	19.239	22.206	20.088	1:01.533
3	19.131	21.895	20.083	1:01.109
4	19.042	21.811	20.035	1:00.888
5	19.050	21.854	19.865	1:00.769
6	19.087	22.091	19.921	1:01.099
7	19.016	21.808	19.887	1:00.711
8	19.031	21.922	20.014	1:00.967
9	18.920	21.787	19.868	1:00.575
10	18.973	21.729	19.828	1:00.530
11	18.967	21.707	19.827	1:00.501
12	19.042	21.775	19.952	1:00.769

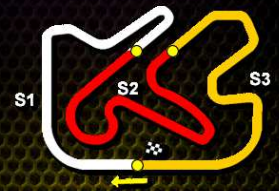
No.145 Prospero Enrico

1	22.743	22.419	20.386	1:05.548
2	19.607	22.061	20.057	1:01.725
3	19.417	21.987	20.037	1:01.441
4	19.396	22.031	20.044	1:01.471
5	19.339	21.927	19.969	1:01.235
6	19.248	21.720	20.043	1:01.011
7	19.237	21.678	19.980	1:00.895
8	19.326	21.777	19.970	1:01.073
9	19.278	21.742	19.892	1:00.912
10	19.231	21.881	20.047	1:01.159
11	19.290	21.797	19.883	1:00.970
12	19.215	21.796	19.950	1:00.961

No.146 Villanueva Suarez German

1	22.648	22.234	19.805	1:04.687
2	19.535	22.203	19.784	1:01.522
3	18.946	21.711	19.706	1:00.363
4	18.935	21.697	19.643	1:00.275

Laps	Sector 1	Sector 2	Sector 3	Lap Time
5	18.906	21.683	19.713	1:00.302
6	19.032	21.794	19.694	1:00.520
7	19.049	21.811	19.706	1:00.566
8	18.966	21.764	19.659	1:00.389
9	19.087	21.743	19.621	1:00.451
10	18.889	21.686	19.713	1:00.288
11	18.981	21.738	19.630	1:00.349
12	19.043	21.848	19.803	1:00.694














KZ2

Final 1 (F1)
Starting Grid

Document 13

Subject to scrutineering & sporting investigations

107	Roy Maxime Birel / Tm / Bridge		11		
142	Gomez R.oriol Alvaro Crg / Tm / Bridge		10	145	Prosperi Enrico Tony Kart / Vortex / Bridge
143	Alvarez Alejandro Tony Kart / Lke / Bridge		9	144	Cobian Gonzales Javier Maranello / Tm / Bridge
115	Idzkowski Bartosz Crg / Maxter / Bridge		8	108	Cunati Simone Top Kart / Parilla / Bridge
141	Sierra Martin Jose Luis Lenzo / Lke / Bridge		7	106	Doubek Martin Praga / Parilla / Bridge
146	Villanueva Suarez German Crg / Tm / Bridge		6	109	Gonzales Luis Crg / Modena / Bridge
116	Kremers Marijn Birel / Tm / Bridge		5	120	Pescador Jorge Tonykart / Vortex / Bridge
114	Antonsen Emil Dr / Tm / Bridge		4	131	Celenta Francesco Zanardi / Tm / Bridge
101	Juodvirsis Simas Energy / Tm / Bridge		3	111	Dragan Tomi Lenzo / Lke / Bridge
104	Midrlo Jan Birel / Tm / Bridge		2	112	Negro Riccardo Dr / Tm / Bridge
102	Johansson Joel Energy / Tm / Bridge		1	105	Zanchetta Marco Maranello / Tm / Bridge

POLE POSITION

