



ROUND 1

International Circuit La Conca

31 January - 3 February 2013



RESULTS BOOKLET


KFJ
**Final (F)
Results**
Document 43.2 OFFICIAL

Subject to scrutineering & sporting investigations

Rnk	No.	Entrant	Nat	Driver	Nat	Equipment	Laps	Gap	Interv.	Best Lap	Penalty	Points [QP-QH-PFA-PFB]
1	301	Baby Race Srl	ITA	LORANDI Alessio	ITA	Tony Kart / Vortex / Vega	16			46.949		50 [1-1-0]
2	331	Ricky Flynn Motorsport	GBR	NORRIS Lando	GBR	Fa / Vortex / Vega	16	8.666	8.666	47.154		30 [4-2-0-1]
3	319	Energy Corse Srl	ITA	THOMPSON Parker	CAN	Energy / Tm / Vega	16	9.758	1.092	47.305		20 [26-6-0-2]
4	355	Tony Kart Racing Team	ITA	BETSCH Mick	DEU	Tony Kart / Vortex / Vega	16	10.764	1.006	47.384		15 [25-14-0-3]
5	369	Millennium Motorsport	GBR	CHAIMONGKOL Sasak	THA	Art Gp / Tm / Vega	16	15.955	5.191	47.320		12 [9-37-10-0]
6	368	Morsicani Racing	ITA	PULCINI Leonardo	ITA	Tony Kart / Vortex / Vega	16	16.880	0.925	47.380		10 [16-11-4-0]
7	327	Travisanutto Fabrizio	ITA	TRAVISANUTTO Loren	ITA	Tony Kart / Vortex / Vega	16	17.003	0.123	47.228		9 [6-7-17-0]
8	333	Defourny Didier	LUX	DEFOURNY Max	LUX	Kosmic / Tm / Vega	16	17.393	0.390	47.396		8 [35-16-0-4]
9	329	Ricky Flynn Motorsport	GBR	FEWTRELL Max	GBR	Fa / Vortex / Vega	16	17.644	0.251	47.265	+8.000	7 [5-4-0-7]
10	328	Ricky Flynn Motorsport	GBR	BALE Tom	ARE	Fa / Vortex / Vega	16	17.930	0.286	47.146		6 [15-41-7-0]
11	363	Pablo Russo Piovani	ESP	RUSSO IGLESIAS Guille	ESP	Fa Kart / Vortex / Vega	16	18.304	0.374	47.138		5 [3-19-8-0]
12	345	Keijzer Racing	NLD	VAN LEEUWEN Martij	NLD	Zanardi / Parilla / Vega	16	18.343	0.039	46.934		4 [23-12-0-10]
13	322	Forza Racing	GBR	SHWARTZMAN Rober	RUS	Crg / Tm / Vega	16	19.081	0.738	47.286		3 [0-29-11-0]
14	303	Baby Race Srl	ITA	MAINI Arjun	IND	Tony Kart / Vortex / Vega	16	20.255	1.174	47.424		2 [36-45-13-0]
15	307	Chiesa Corse	ITA	FLORESCU Petru	ROU	Zanardi / Parilla / Vega	16	20.324	0.069	47.325		1 [32-30-0-15]
16	359	Osella Engineering Srl	ITA	ALEX	ITA	Dr / Tm / Vega	16	22.078	1.754	47.436		0 [18-23-16-0]
17	351	Mosca Diego	ITA	MOSCA Tommaso	ITA	Tony Kart / Bmb / Vega	16	22.189	0.111	47.355		0 [13-47-15-0]
18	370	Chiesa Corse	ITA	SUN Yueyang	CHN	Zanardi / Parilla / Vega	16	24.123	1.934	47.793		0 [48-50-0-14]
19	343	Comer Spa	ITA	GUVEN Ayhancan	TUR	Top Kart / Parilla / Vega	16	24.796	0.673	47.787		0 [45-34-0-16]
20	352	Go Kart Team	ROU	VAJDA Andrei	ROU	Kali Kart / Parilla / Vega	16	25.861	1.065	47.790		0 [55-52-0-17]
21	339	Ward Racing	SWE	ATOEV Vladimir	RUS	Tony Kart / Vortex / Vega	16	28.755	2.894	47.617		0 [44-22-0-6]
22	332	Gandolfi Ennio Racing	ITA	POLLARA Alessio	ITA	Energy / Tm / Vega	16	39.285	10.530	47.934	+10.000	0 [38-46-0-11]
23	325	Ricky Flynn Motorsport	GBR	AHMED Enaam	GBR	Fa / Vortex / Vega	16	42.205	2.920	46.968		0 [19-9-5-0]
24	323	Lh Racing Team	SWE	KARI Niko	FIN	Lh / Bmb / Vega	15	1 Lap	1 Lap	47.216		0 [17-13-6-0]
25	302	Baby Race Srl	ITA	LORANDI Leonardo	ITA	Tony Kart / Vortex / Vega	14	2 Laps	1 Lap	47.210		0 [22-10-0-9]
26	362	Forza Racing	GBR	MONGER Billy	GBR	Crg / Tm / Vega	11	5 Laps	3 Laps	47.495		0 [58-27-14-0]
27	344	Lm Karting	ERA	DARRAS Julien	ERA	Tony Kart / Vortex / Vega	7	9 Laps	4 Laps	47.572		0 [33-8-0-5]
28	305	Keijzer Racing	NLD	BECKMANN David	DEU	Zanardi / Bmb / Vega	7	9 Laps	1.999	47.313		0 [14-25-12-0]
29	346	Keijzer Racing	NLD	ANDRES Keyvan	USA	Zanardi / Parilla / Vega	7	9 Laps	1.714	47.979	+3.000	0 [42-28-0-8]
30	330	Ricky Flynn Motorsport	GBR	DARUVALA Jehan	IND	Fa / Vortex / Vega	5	11 Laps	2 Laps	47.529		0 [7-5-3-0]
31	318	Energy Corse Srl	ITA	VALTONEN Isac	SWE	Energy / Tm / Vega	3	13 Laps	2 Laps	48.326		0 [52-39-9-0]
32	361	Art Grand Prix	ITA	HAAPALAINEN Touma	FIN	Art Gp / Tm / Vega	3	13 Laps	2.125	48.502		0 [39-36-0-13]
33	311	Team Komarov	RUS	SITNIKOV Nikita	RUS	Tony Kart / Bmb / Vega	0	16 Laps	3 Laps			0 [2-3-2-0]
34	309	Lenzokart	ITA	LEHOUCK Arthur	ERA	Lenzo / Lke / Vega	0	16 Laps	2.585			0 [27-48-0-12]

Leaders : No.301 LORANDI Alessio (1-16)

Start Time : 03/02/2013 - 14:37:33

Best Lap : No.345 VAN LEEUWEN Martijn 46.934 95,87 Kph

Weather : Slightly cloudy Air : 14°C Track : Dry

Event Record : No.301 LORANDI Alessio 46.708 96,34 Kph



KFJ

Final (F) Lap Chart

For information purposes. No official / regulatory value

	1	2	3	4	5	6	7	8	9	10	11	12	13	14	15	16	17	18	19	20	21	22	23	24	25	26	27	28	29	30	31	32	33	34
Grid	301	331	311	319	330	355	368	333	325	344	323	339	328	329	363	346	318	302	369	345	322	332	305	309	303	361	362	370	351	307	359	343	327	352
Start	301	331	319	311	355	330	368	333	344	339	329	325	346	323	328	302	332	345	370	363	318	369	361	322	305	303	307	343	362	351	352	359	327	309
Lap 1 Interval		0.8	0.6	0.0	0.4	0.0	0.3	0.1	0.8	0.8	1.0	0.0	1.3	0.1	0.1	0.0	0.1	0.2	0.2	0.0	0.0	0.4	0.1	0.2	0.6	0.1	0.1	0.2	0.0	0.8	0.5			
Lap 2	301	319	333	330	329	344	331	368	355	302	323	346	339	369	370	363	305	351	327	303	325	332	322	318	345	359	307	343	328	362	361	352		
Lap 3	301	319	333	330	329	331	344	355	368	323	302	346	369	370	305	327	303	325	363	332	318	345	322	351	328	362	307	359	343	361	352	339		
Lap 4	301	333	330	319	329	331	355	344	323	302	368	369	346	370	305	327	303	325	332	363	345	322	328	362	307	351	359	343	352	339				
Lap 5	301	333	330	331	329	319	355	344	323	302	368	369	346	370	305	327	325	303	363	332	322	345	328	362	307	351	359	343	352	339				
Lap 6	301	333	331	329	319	355	344	369	302	368	323	346	305	370	325	327	303	363	322	345	307	328	362	351	332	359	343	352	339					
Lap 7	301	333	331	329	319	355	302	368	344	369	346	323	305	325	370	327	303	363	322	307	328	345	332	362	351	359	343	352	339					
Lap 8	301	333	331	329	319	355	368	369	302	323	325	327	363	322	303	370	307	328	345	351	332	362	359	343	352	339								
Lap 9	301	333	331	329	319	355	368	369	302	323	325	327	322	303	363	370	328	307	345	362	351	359	332	343	352	339								
Lap 10	301	333	331	329	319	355	368	369	302	323	325	327	303	363	322	328	370	345	307	351	362	359	332	343	352	339								
Lap 11	301	333	331	329	319	355	369	302	323	325	368	327	303	363	328	322	345	370	307	351	359	362	343	332	352	339								
Lap 12	301	333	331	329	319	355	302	369	323	325	368	327	363	328	303	322	345	307	370	359	351	343	352	332	339									
Lap 13	301	333	331	329	319	355	302	369	323	325	368	327	328	363	345	322	303	307	370	359	351	343	352	339	332									
Lap 14	301	331	333	329	319	355	302	369	323	325	368	327	328	363	345	322	303	307	359	351	370	343	352	332	339									
Lap 15	301	331	333	329	319	355	369	323	325	368	327	328	363	345	322	303	307	359	351	370	343	352	332	339										
Lap 16	301	331	329	319	355	369	368	327	333	328	363	345	322	303	307	359	351	370	343	352	339	332	325											


KFJ
Final (F)
Lap Time Analysis

For information purposes. No official / regulatory value

Laps	Sector 1	Sector 2	Sector 3	Lap Time
No.301 LORANDI Alessio				
1	17.508	17.859	14.468	49.835
2	16.470	17.622	14.325	48.417
3	15.953	17.270	14.261	47.484
4	15.835	17.206	14.169	47.210
5	15.788	17.167	14.237	47.192
6	15.724	17.220	14.127	47.071
7	15.790	17.152	14.188	47.130
8	15.691	17.081	14.177	46.949
9	15.730	17.202	14.544	47.476
10	15.914	17.111	14.194	47.219
11	15.714	17.213	14.307	47.234
12	15.787	17.154	14.227	47.168
13	15.799	17.086	14.245	47.130
14	15.774	17.221	14.211	47.206
15	15.817	17.427	14.226	47.470
16	15.800	17.206	14.235	47.241

Laps	Sector 1	Sector 2	Sector 3	Lap Time
No.302 LORANDI Leonardo				
1	20.049	18.607	14.368	53.024
2	16.247	17.854	14.266	48.367
3	16.605	18.298	14.182	49.085
4	16.325	17.929	14.190	48.444
5	15.929	17.277	14.077	47.283
6	15.767	17.283	15.577	48.627
7	16.476	17.427	14.199	48.102
8	15.786	18.228	14.175	48.189
9	16.012	17.330	14.187	47.529
10	15.856	17.310	14.044	47.210
11	16.723	17.305	14.172	48.200
12	15.853	17.517	14.264	47.634
13	15.836	17.295	14.195	47.326
14	15.864	17.323	14.276	47.463

Laps	Sector 1	Sector 2	Sector 3	Lap Time
No.303 MAINI Arjun				
1	21.504	19.102	14.662	55.268
2	18.092	18.394	14.092	50.578
3	16.043	17.870	14.238	48.151
4	15.968	17.370	14.156	47.494
5	15.875	17.871	14.109	47.855
6	15.921	17.338	14.178	47.437
7	15.942	17.499	14.511	47.952
8	16.103	18.845	14.931	49.879
9	16.288	17.358	14.228	47.874
10	16.103	17.454	14.225	47.782
11	15.984	17.391	14.227	47.602
12	15.961	17.494	14.933	48.388
13	16.089	17.811	14.355	48.255
14	16.051	17.348	14.185	47.584

Laps	Sector 1	Sector 2	Sector 3	Lap Time
15	15.832	17.454	14.138	47.424
16	15.828	17.566	14.729	48.123

Laps	Sector 1	Sector 2	Sector 3	Lap Time
No.305 BECKMANN David				
1	21.182	19.540	15.112	55.834
2	16.987	18.041	14.333	49.361
3	16.193	17.557	14.258	48.008
4	16.003	17.205	14.149	47.357
5	15.877	17.322	14.114	47.313
6	15.871	17.364	14.155	47.390
7	16.598	18.025	14.565	49.188

Laps	Sector 1	Sector 2	Sector 3	Lap Time
No.307 FLORESCU Petru				
1	23.901	18.991	14.687	57.579
2	16.873	18.702	14.607	50.182
3	16.153	17.567	15.062	48.782
4	16.295	17.632	14.186	48.113
5	15.819	17.375	14.398	47.592
6	16.594	17.449	14.260	48.303
7	16.426	17.307	14.221	47.954
8	15.858	18.119	14.219	48.196
9	16.105	17.259	14.101	47.465
10	15.922	17.679	14.359	47.960
11	16.153	17.273	14.511	47.937
12	15.873	17.375	14.396	47.644
13	15.805	17.287	14.476	47.568
14	15.788	17.293	14.244	47.325
15	15.784	17.421	14.179	47.384
16	15.854	17.275	14.596	47.725

Laps	Sector 1	Sector 2	Sector 3	Lap Time
No.318 VALTONEN Isac				
1	22.720	19.268	14.732	56.720
2	17.584	18.330	14.711	50.625
3	16.156	17.619	14.551	48.326

Laps	Sector 1	Sector 2	Sector 3	Lap Time
No.319 THOMPSON Parker				
1	17.835	18.128	14.468	50.431
2	16.477	17.763	14.462	48.702
3	16.152	17.711	14.381	48.244
4	17.515	18.047	14.368	49.930
5	16.790	17.442	14.175	48.407
6	15.883	17.325	14.129	47.337
7	15.845	17.334	14.131	47.310
8	15.790	17.377	14.138	47.305
9	15.830	17.340	14.466	47.636
10	15.874	17.364	14.300	47.538
11	15.869	17.330	14.240	47.439
12	15.864	17.382	14.459	47.705
13	15.853	17.449	14.317	47.619
14	15.944	17.410	14.333	47.687

Laps	Sector 1	Sector 2	Sector 3	Lap Time
15	15.945	17.437	14.321	47.703
16	16.164	17.530	14.207	47.901

Laps	Sector 1	Sector 2	Sector 3	Lap Time
No.322 SHWARTZMAN Robert				
1	22.769	20.165	14.634	57.568
2	16.681	18.339	14.471	49.491
3	16.024	17.587	15.001	48.612
4	16.353	17.457	14.277	48.087
5	15.905	17.763	14.556	48.224
6	16.140	17.367	14.197	47.704
7	15.879	17.269	14.203	47.351
8	15.821	17.565	14.322	47.708
9	16.236	17.229	14.501	47.966
10	17.221	17.294	14.417	48.932
11	16.157	17.245	14.156	47.558
12	15.886	17.277	14.191	47.354
13	16.594	17.347	14.203	48.144
14	15.884	17.226	14.176	47.286
15	15.875	17.266	14.223	47.364
16	15.792	17.288	14.271	47.351

Laps	Sector 1	Sector 2	Sector 3	Lap Time
No.323 KARI Niko				
1	20.358	19.202	14.655	54.215
2	16.292	17.483	14.224	47.999
3	16.048	17.741	14.156	47.945
4	16.190	17.950	14.254	48.394
5	15.875	17.238	14.103	47.216
6	15.847	17.502	16.372	49.721
7	17.204	17.485	14.224	48.913
8	15.961	18.431	14.250	48.642
9	15.854	17.211	14.244	47.309
10	15.853	17.209	14.274	47.336
11	15.926	17.232	14.161	47.319
12	15.792	17.290	14.182	47.264
13	15.852	17.361	14.336	47.549
14	15.921	17.149	14.265	47.335
15	15.835	18.579	14.298	48.712

Laps	Sector 1	Sector 2	Sector 3	Lap Time
No.325 AHMED Enaam				
1	24.715	18.847	14.348	57.910
2	16.926	18.385	14.250	49.561
3	16.007	17.602	14.179	47.788
4	16.209	17.299	14.144	47.652
5	15.798	17.537	14.129	47.464
6	15.698	17.132	14.138	46.968
7	15.936	17.893	14.509	48.338
8	15.827	18.457	14.197	48.481
9	15.778	17.179	14.094	47.051
10	15.783	17.196	14.133	47.112
11	15.850	17.333	14.124	47.307



KFJ

Final (F)

Lap Time Analysis

For information purposes. No official / regulatory value

Laps	Sector 1	Sector 2	Sector 3	Lap Time
12	15.738	17.221	14.102	47.061
13	15.804	17.296	14.225	47.325
14	16.039	17.204	14.142	47.385
15	15.892	18.668	14.165	48.725
16	37.682	21.971	15.013	1:14.666

No.327 TRAVISANUTTO Lorenzo

Laps	Sector 1	Sector 2	Sector 3	Lap Time
1	22.423	18.794	14.416	55.633
2	16.997	17.927	14.262	49.186
3	15.990	17.546	14.197	47.733
4	15.901	17.294	14.151	47.346
5	15.772	17.361	14.095	47.228
6	15.795	17.528	15.201	48.524
7	15.780	17.767	14.613	48.160
8	15.915	18.623	14.273	48.811
9	15.708	17.301	14.307	47.316
10	15.766	17.367	14.230	47.363
11	15.716	17.278	14.276	47.270
12	15.773	17.242	14.245	47.260
13	15.735	17.241	14.285	47.261
14	15.759	17.297	14.189	47.245
15	15.784	18.961	14.346	49.091
16	16.086	17.607	14.405	48.098

No.328 BALE Tom

Laps	Sector 1	Sector 2	Sector 3	Lap Time
1	27.600	18.218	14.428	1:00.246
2	16.203	18.376	14.112	48.691
3	16.361	17.297	14.643	48.301
4	16.261	17.554	14.029	47.844
5	15.753	17.448	14.597	47.798
6	16.576	17.402	14.751	48.729
7	16.709	17.367	14.016	48.092
8	15.751	18.230	14.037	48.018
9	15.911	17.227	14.210	47.348
10	15.840	17.221	14.296	47.357
11	15.936	17.128	14.082	47.146
12	15.840	17.193	14.419	47.452
13	16.019	17.187	14.182	47.388
14	15.775	17.217	14.176	47.168
15	15.791	17.275	14.226	47.292
16	15.869	17.355	14.210	47.434

No.329 FEWTRELL Max

Laps	Sector 1	Sector 2	Sector 3	Lap Time
1	19.539	17.811	14.254	51.604
2	16.730	17.966	14.272	48.968
3	15.892	17.302	14.157	47.351
4	16.509	18.160	14.207	48.876
5	16.605	17.414	14.197	48.216
6	15.830	17.298	14.166	47.294
7	15.831	17.272	14.162	47.265

Laps	Sector 1	Sector 2	Sector 3	Lap Time
8	15.749	17.282	14.265	47.296
9	15.769	17.272	14.241	47.282
10	15.835	17.362	14.174	47.371
11	15.813	17.359	14.260	47.432
12	15.827	17.470	14.261	47.558
13	15.830	17.394	14.166	47.390
14	15.828	17.380	14.201	47.409
15	15.910	17.389	14.190	47.489
16	17.524	17.524	14.406	49.454

No.330 DARUVALA Jehan

Laps	Sector 1	Sector 2	Sector 3	Lap Time
1	18.869	18.104	14.440	51.413
2	16.679	17.656	14.314	48.649
3	15.942	17.610	14.214	47.766
4	16.589	17.368	14.197	48.154
5	15.897	17.414	14.218	47.529

No.331 NORRIS Lando

Laps	Sector 1	Sector 2	Sector 3	Lap Time
1	18.162	18.883	14.700	51.745
2	16.910	18.449	14.411	49.770
3	16.226	17.409	14.171	47.806
4	15.899	18.106	14.151	48.156
5	16.339	17.257	14.170	47.766
6	15.784	17.254	14.272	47.310
7	15.833	17.188	14.171	47.192
8	15.794	17.180	14.180	47.154
9	15.820	17.234	14.264	47.318
10	15.846	17.228	14.198	47.272
11	15.861	17.219	14.306	47.386
12	15.829	17.252	14.153	47.234
13	15.892	17.216	14.168	47.276
14	15.819	17.223	14.345	47.387
15	16.340	17.620	14.335	48.295
16	16.900	17.692	14.232	48.824

No.332 POLLARA Alessio

Laps	Sector 1	Sector 2	Sector 3	Lap Time
1	20.342	20.877	15.427	56.646
2	17.437	18.617	14.534	50.588
3	16.245	17.541	14.240	48.026
4	16.343	17.424	14.429	48.196
5	16.066	18.249	14.726	49.041
6	17.690	17.501	14.182	49.373
7	16.437	17.686	14.384	48.507
8	15.992	17.751	14.456	48.199
9	16.309	17.486	14.583	48.378
10	16.007	17.504	14.423	47.934
11	16.106	17.561	14.553	48.220
12	16.568	17.789	14.690	49.047
13	16.112	17.593	14.532	48.237
14	17.293	17.740	14.597	49.630

Laps	Sector 1	Sector 2	Sector 3	Lap Time
15	16.328	17.578	14.405	48.311
16	16.089	17.621	15.442	49.152

No.333 DEFOURNY Max

Laps	Sector 1	Sector 2	Sector 3	Lap Time
1	18.210	18.227	14.457	50.894
2	16.671	17.524	14.238	48.433
3	15.960	17.571	14.263	47.794
4	16.502	17.441	14.209	48.152
5	15.907	17.512	14.306	47.725
6	15.860	17.312	14.269	47.441
7	15.840	17.425	14.235	47.500
8	15.820	17.346	14.230	47.396
9	15.833	17.306	14.331	47.470
10	15.900	17.400	14.257	47.557
11	15.801	17.346	14.282	47.429
12	15.867	17.373	14.231	47.471
13	15.913	17.293	14.262	47.468
14	15.829	17.306	14.567	47.702
15	16.221	17.905	14.209	48.335
16	25.434	17.942	14.117	57.493

No.339 ATOEV Vladimir

Laps	Sector 1	Sector 2	Sector 3	Lap Time
1	20.493	20.477	14.852	55.822
2	16.356	17.680	14.296	48.332
3	16.145	26.488	14.436	57.069
4	16.223	17.613	14.389	48.225
5	16.158	17.617	14.355	48.130
6	16.091	17.658	14.302	48.051
7	16.018	17.603	14.327	47.948
8	16.090	17.749	14.227	48.066
9	16.004	17.571	14.282	47.857
10	16.033	17.484	14.296	47.813
11	16.079	17.506	14.381	47.966
12	15.965	17.471	14.181	47.617
13	16.058	17.561	14.314	47.933
14	17.887	18.107	14.356	50.350
15	16.129	17.565	14.353	48.047
16	16.115	17.393	14.699	48.207

No.343 GUVEN Ayhancan

Laps	Sector 1	Sector 2	Sector 3	Lap Time
1	24.009	19.148	14.700	57.857
2	17.272	18.210	14.522	50.004
3	16.956	17.731	14.479	49.166
4	16.800	17.728	14.538	49.066
5	16.061	17.564	14.362	47.987
6	16.069	17.509	14.512	48.090
7	16.083	17.787	14.265	48.135
8	16.227	17.677	14.172	48.076
9	16.092	17.484	14.516	48.092
10	15.994	17.525	14.393	47.912



KFJ Final (F) Lap Time Analysis

For information purposes. No official / regulatory value

Laps	Sector 1	Sector 2	Sector 3	Lap Time
11	15.988	17.474	14.325	47.787
12	16.249	17.494	14.445	48.188
13	16.037	17.415	14.522	47.974
14	16.096	17.425	14.469	47.990
15	16.059	17.480	14.434	47.973
16	16.036	17.388	14.457	47.881

No.344 DARRAS Julien

Laps	Sector 1	Sector 2	Sector 3	Lap Time
1	19.087	18.146	14.394	51.627
2	16.719	17.986	14.542	49.247
3	16.950	17.720	14.327	48.997
4	16.081	18.114	14.265	48.460
5	15.967	17.423	14.182	47.572
6	15.864	17.849	15.118	48.831
7	16.781	17.519	14.722	49.022

No.345 VAN LEEUWEN Martijn

Laps	Sector 1	Sector 2	Sector 3	Lap Time
1	25.879	18.265	14.472	58.616
2	16.963	18.035	14.331	49.329
3	16.278	17.468	14.327	48.073
4	16.279	17.300	14.142	47.721
5	15.977	18.030	14.782	48.789
6	16.852	17.385	14.321	48.558
7	16.744	17.782	14.115	48.641
8	15.879	17.918	14.153	47.950
9	15.998	17.206	14.088	47.292
10	15.971	17.626	14.215	47.812
11	15.947	17.326	14.132	47.405
12	15.771	17.103	14.060	46.934
13	16.114	17.377	14.106	47.597
14	15.768	17.133	14.178	47.079
15	15.869	17.207	14.100	47.176
16	16.012	17.252	14.207	47.471

No.346 ANDRES Keyvan

Laps	Sector 1	Sector 2	Sector 3	Lap Time
1	20.214	19.320	14.839	54.373
2	16.528	17.703	14.543	48.774
3	16.407	17.583	14.506	48.496
4	16.186	17.690	14.468	48.344
5	16.159	17.429	14.391	47.979
6	16.117	17.491	14.419	48.027
7	16.482	17.400	14.369	48.251

No.351 MOSCA Tommaso

Laps	Sector 1	Sector 2	Sector 3	Lap Time
1	21.770	18.666	14.794	55.230
2	17.462	18.147	14.286	49.895
3	16.035	17.548	16.653	50.236
4	17.404	17.843	14.326	49.573
5	15.876	17.485	14.138	47.499
6	16.366	17.555	14.084	48.005

Laps	Sector 1	Sector 2	Sector 3	Lap Time
7	17.115	17.810	14.110	49.035
8	16.298	17.481	14.185	47.964
9	15.821	17.457	14.335	47.613
10	16.058	17.380	14.368	47.806
11	15.847	17.295	14.322	47.464
12	15.853	18.105	14.153	48.111
13	15.937	17.508	14.240	47.685
14	16.365	17.370	14.379	48.114
15	15.816	17.312	14.227	47.355
16	15.886	17.541	14.239	47.666

No.352 VAJDA Andrei

Laps	Sector 1	Sector 2	Sector 3	Lap Time
1	22.271	19.882	14.933	57.086
2	17.908	19.069	14.503	51.480
3	16.561	17.879	14.399	48.839
4	16.301	17.795	14.521	48.617
5	16.249	17.638	14.396	48.283
6	16.165	17.450	14.359	47.974
7	16.026	17.543	14.330	47.899
8	16.176	17.791	14.383	48.350
9	16.071	17.615	14.267	47.953
10	16.032	17.399	14.359	47.790
11	16.107	17.455	14.424	47.986
12	16.565	17.599	14.413	48.577
13	15.965	17.460	14.391	47.816
14	16.077	17.460	14.362	47.899
15	16.135	17.516	14.391	48.042
16	16.267	17.590	14.432	48.289

No.355 BETSCH Mick

Laps	Sector 1	Sector 2	Sector 3	Lap Time
1	18.044	18.214	14.726	50.984
2	18.641	18.037	14.373	51.051
3	16.388	17.548	14.393	48.329
4	15.963	17.646	14.270	47.879
5	16.042	17.307	14.127	47.476
6	15.933	17.355	14.124	47.412
7	15.895	17.310	14.179	47.384
8	15.959	17.311	14.210	47.480
9	15.918	17.484	14.296	47.698
10	15.980	17.333	14.353	47.666
11	15.966	17.427	14.469	47.862
12	16.019	17.536	14.362	47.917
13	15.941	17.522	14.307	47.770
14	15.940	17.356	14.307	47.603
15	15.996	17.346	14.290	47.632
16	15.952	17.359	14.303	47.614

No.359 ALEX

Laps	Sector 1	Sector 2	Sector 3	Lap Time
1	21.983	18.590	14.821	55.394
2	18.194	18.766	14.557	51.517

Laps	Sector 1	Sector 2	Sector 3	Lap Time
3	16.358	17.647	15.293	49.298
4	16.630	17.991	14.297	48.918
5	15.871	17.372	14.356	47.599
6	16.333	17.550	14.119	48.002
7	16.577	17.654	14.781	49.012
8	16.175	17.645	14.353	48.173
9	16.002	17.413	14.229	47.644
10	15.890	17.368	14.178	47.436
11	15.947	17.357	14.191	47.495
12	15.815	17.656	14.273	47.744
13	15.895	17.471	14.387	47.753
14	15.961	17.484	14.338	47.783
15	15.876	17.382	14.316	47.574
16	15.887	17.489	14.346	47.722

No.361 HAAPALAINEN Toumas

Laps	Sector 1	Sector 2	Sector 3	Lap Time
1	20.128	19.746	15.453	55.327
2	17.944	21.342	14.593	53.879
3	16.334	17.788	14.380	48.502

No.362 MONGER Billy

Laps	Sector 1	Sector 2	Sector 3	Lap Time
1	25.641	18.561	14.448	58.650
2	16.589	18.755	14.200	49.544
3	16.216	17.469	14.326	48.011
4	16.357	17.645	14.045	48.047
5	15.799	17.339	14.459	47.597
6	16.606	17.916	14.212	48.734
7	17.091	17.753	14.207	49.051
8	16.500	17.564	14.021	48.085
9	15.875	17.469	14.151	47.495
10	15.798	17.430	14.705	47.933
11	16.393	17.572	14.865	48.830

No.363 RUSSO IGLESIAS Guillermo

Laps	Sector 1	Sector 2	Sector 3	Lap Time
1	20.517	20.146	14.904	55.567
2	17.481	17.976	14.515	49.972
3	16.193	18.329	14.756	49.278
4	16.640	17.596	14.247	48.483
5	16.032	17.695	14.368	48.095
6	15.802	17.411	14.345	47.558
7	15.898	17.567	14.260	47.725
8	15.882	17.756	14.633	48.271
9	15.849	17.439	14.767	48.055
10	16.286	17.377	14.294	47.957
11	15.954	17.347	14.239	47.540
12	15.995	17.428	14.538	47.961
13	16.184	17.385	14.240	47.809
14	15.752	17.244	14.142	47.138
15	15.723	17.299	14.197	47.219
16	15.724	17.473	14.364	47.561



KFJ

Final (F)

Lap Time Analysis

For information purposes. No official / regulatory value

Laps	Sector 1	Sector 2	Sector 3	Lap Time
No.368 PULCINI Leonardo				
1	20.338	17.852	14.506	52.696
2	16.393	17.793	14.394	48.580
3	16.564	17.675	14.785	49.024
4	16.311	18.829	14.192	49.332
5	16.009	17.562	14.148	47.719
6	16.321	17.373	14.446	48.140
7	16.531	17.405	14.159	48.095
8	16.011	17.491	14.254	47.756
9	15.908	17.232	14.342	47.482
10	15.839	17.307	14.245	47.391
11	17.995	17.421	14.364	49.780
12	15.974	17.248	14.158	47.380
13	15.849	17.284	14.282	47.415
14	15.944	17.336	14.210	47.490
15	15.915	18.694	14.234	48.843
16	16.623	17.534	14.469	48.626

Laps	Sector 1	Sector 2	Sector 3	Lap Time
13	16.250	17.496	14.550	48.296
14	16.935	17.662	14.271	48.868
15	16.501	17.571	14.357	48.429
16	16.060	17.346	14.580	47.986

Laps	Sector 1	Sector 2	Sector 3	Lap Time
No.369 CHAIMONGKOL Sasakorn				
1	20.461	19.693	14.840	54.994
2	16.371	17.731	14.259	48.361
3	16.123	17.792	14.219	48.134
4	15.864	17.454	14.260	47.578
5	15.834	17.299	14.187	47.320
6	15.959	17.351	14.275	47.585
7	17.147	17.365	14.320	48.832
8	16.016	17.370	14.226	47.612
9	15.918	17.319	14.158	47.395
10	15.831	17.376	14.178	47.385
11	16.459	17.345	14.311	48.115
12	15.930	17.446	14.423	47.799
13	16.027	17.279	14.144	47.450
14	15.931	17.303	14.197	47.431
15	15.914	18.025	14.311	48.250
16	16.937	18.170	14.330	49.437

Laps	Sector 1	Sector 2	Sector 3	Lap Time
No.370 SUN Yueyang				
1	21.392	19.198	14.846	55.436
2	16.574	17.803	14.379	48.756
3	16.030	17.835	14.403	48.268
4	16.145	17.509	14.316	47.970
5	16.078	17.389	14.326	47.793
6	15.989	17.962	14.397	48.348
7	15.999	17.716	14.984	48.699
8	16.645	19.113	14.312	50.070
9	16.368	17.417	14.353	48.138
10	16.578	17.402	14.816	48.796
11	16.183	17.387	14.618	48.188
12	15.898	17.439	14.747	48.084


KFJ
Final (F)
Starting Grid
Document 42

Subject to scrutineering & sporting investigations

327	TRAVISANUTTO Lorenzo Tony Kart / Vortex / Vega		17	352	VAJDA Andrei Kali Kart / Parilla / Vega	
359	ALEX Dr / Tm / Vega		16	343	GUVEN Ayhancan Top Kart / Parilla / Vega	
351	MOSCA Tommaso Tony Kart / Bmb / Vega		15	307	FLORESCU Petru Zanardi / Parilla / Vega	
362	MONGER Billy Crg / Tm / Vega		14	370	SUN Yueyang Zanardi / Parilla / Vega	
303	MAINI Arjun Tony Kart / Vortex / Vega		13	361	HAAPALAINEN Toumas Art Gp / Tm / Vega	
305	BECKMANN David Zanardi / Bmb / Vega		12	309	LEHOUCK Arthur Lenzo / Lke / Vega	
322	SHWARTZMAN Robert Crg / Tm / Vega		11	332	POLLARA Alessio Energy / Tm / Vega	
369	CHAIMONGKOL Sasakorn Art Gp / Tm / Vega		10	345	VAN LEEUWEN Martijn Zanardi / Parilla / Vega	
318	VALTONEN Isac Energy / Tm / Vega		9	302	LORANDI Leonardo Tony Kart / Vortex / Vega	
363	RUSSO IGLESIAS Guillermo Fa Kart / Vortex / Vega		8	346	ANDRES Keyvan Zanardi / Parilla / Vega	
328	BALE Tom Fa / Vortex / Vega		7	329	FEWTRELL Max Fa / Vortex / Vega	
323	KARI Niko Lh / Bmb / Vega		6	339	ATOEV Vladimir Tony Kart / Vortex / Vega	
325	AHMED Enaam Fa / Vortex / Vega		5	344	DARRAS Julien Tony Kart / Vortex / Vega	
368	PULCINI Leonardo Tony Kart / Vortex / Vega		4	333	DEFOURNY Max Kosmic / Tm / Vega	
330	DARUVALA Jehan Fa / Vortex / Vega		3	355	BETSCH Mick Tony Kart / Vortex / Vega	
311	SITNIKOV Nikita Tony Kart / Bmb / Vega		2	319	THOMPSON Parker Energy / Tm / Vega	
301	LORANDI Alessio Tony Kart / Vortex / Vega		1	331	NORRIS Lando Fa / Vortex / Vega	

POLE POSITION


Start : 03/02/2013 - 14:35 16 Laps = 20,000 Km

La Conca (ITA) - 01/02/2013 - 03/02/2013

WSK ARNELO


KFJ
Prefinal B (PFB)
Results
Document 41.2 OFFICIAL

Subject to scrutineering & sporting investigations

Rnk	No.	Entrant	Nat	Driver	Nat	Equipment	Laps	Gap	Interv.	Best Lap	Penalty	Points
1	331	Ricky Flynn Motorsport		NORRIS Lando		Fa / Vortex / Vega	16			47.373		0
2	319	Energy Corse Srl		THOMPSON Parker		Energy / Tm / Vega	16	3.304	3.304	47.572		2
3	355	Tony Kart Racing Team		BETSCH Mick		Tony Kart / Vortex / Vega	16	5.498	2.194	47.484		3
4	333	Defourny Didier		DEFOURNY Max		Kosmic / Tm / Vega	16	5.773	0.275	47.307		4
5	344	Lm Karting		DARRAS Julien		Tony Kart / Vortex / Vega	16	5.800	0.027	47.518		5
6	339	Ward Racing		ATOEV Vladimir		Tony Kart / Vortex / Vega	16	8.248	2.448	47.544		6
7	329	Ricky Flynn Motorsport		FEWTRELL Max		Fa / Vortex / Vega	16	8.396	0.148	47.553		7
8	346	Keijzer Racing		ANDRES Keyvan		Zanardi / Parilla / Vega	16	10.893	2.497	47.572		8
9	302	Baby Race Srl		LORANDI Leonardo		Tony Kart / Vortex / Vega	16	11.445	0.552	47.210		9
10	345	Keijzer Racing		VAN LEEUWEN Martijn		Zanardi / Parilla / Vega	16	11.657	0.212	47.280	+9.000	10
11	332	Gandolfi Ennio Racing		POLLARA Alessio		Energy / Tm / Vega	16	12.405	0.748	47.483		11
12	309	Lenzokart		LEHOUCK Arthur		Lenzo / Lke / Vega	16	12.676	0.271	47.399		12
13	361	Art Grand Prix		HAAPALAINEN Toumas		Art Gp / Tm / Vega	16	14.290	1.614	47.555		13
14	370	Chiesa Corse		SUN Yueyang		Zanardi / Parilla / Vega	16	17.242	2.952	47.644		14
15	307	Chiesa Corse		FLORESCU Petru		Zanardi / Parilla / Vega	16	19.720	2.478	47.386		15
16	343	Comer Spa		GUVEN Ayhancan		Top Kart / Parilla / Vega	16	19.782	0.062	47.850		16
17	352	Go Kart Team		VAJDA Andrei		Kali Kart / Parilla / Vega	16	21.111	1.329	47.947		17
18	348	Mazzola Antonio		MAZZOLA Pietro		Lh / Bmb / Vega	16	23.931	2.820	47.790		18
19	364	Chiesa Corse		ELPITIYA Bryan		Zanardi / Parilla / Vega	16	29.185	5.254	48.034		19
20	354	Ab Motorsport Racing Team		KISELEV Kirill		Tony Kart / Parilla / Vega	16	35.296	6.111	48.258		20
21	358	M 2 Racing Karts		SANTOS Gomez Lisard		Crg / Parilla / Vega	16	39.320	4.024	48.054		21
22	350	Scuderia Pcr		SEREIA Gabriel		Pcr / Parilla / Vega	13	3 Laps	3 Laps	47.530		22
23	360	M 2 Racing Karts		LLOVERAS Xavier		Crg / Parilla / Vega	8	8 Laps	5 Laps	47.951		23
24	308	Birel Motorsport		AUBRY Gabriel		Birel / Tm / Vega	8	8 Laps	0.322	47.253		24
25	340	Energy Germany Jedi Racing		MARTYNYUK Maxim		Energy / Tm / Vega	8	8 Laps	4.430	48.303		25
26	314	Dr Racing Kart		MARINESCU Alexandra		Dr / Tm / Vega	2	14 Laps	6 Laps	48.320		26
27	335	Ward Racing		SARGEANT Logan		Tony Kart / Vortex / Vega	2	14 Laps	0.940	48.367		27
28	310	Dfr		DE FRANCESCO Devlin		Crg / Vortex / Vega	0	16 Laps	2 Laps			28

Not Classified

	312	Team Komarov		MATVEEV Ivan		Tony Kart / Bmb / Vega		DNS				30
	324	Lh Racing Team		RASPATELLI Matteo		Lh / Bmb / Vega		DNS		49.605		30

Leaders : No.331 NORRIS Lando (1-16)

Start Time : 03/02/2013 - 11:54:27

Best Lap : No.302 LORANDI Leonardo 47.210 95,31 Kph

Weather : Cloudy Air : 12°C Track : Dry

Event Record : No.301 LORANDI Alessio 46.708 96,34 Kph



KFJ

Prefinal B (PFB)

Lap Chart

For information purposes. No official / regulatory value

	1	2	3	4	5	6	7	8	9	10	11	12	13	14	15	16	17	18	19	20	21	22	23	24	25	26	27	28	29	30
Grid	331	329	319	344	302	345	355	333	335	324	339	308	350	346	307	340	343	361	364	360	354	310	332	309	370	352	358	314	348	312
Start	331	329	319	344	345	302	333	355	324	335	308	339	346	350	307	343	364	340	332	361	310	360	370	358	348	309	352	314	354	
Lap 1 Interval	331	319	344	345	333	324	302	355	346	308	350	329	339	309	361	352	332	343	340	360	314	370	364	354	335	348	307	358		
		0.8	0.3	0.8	0.0	0.2	0.4	0.6	0.5	0.0	0.4	0.0	0.0	1.8	0.3	0.6	0.1	0.5	0.9	0.2	0.7	0.2	0.3	0.0	0.2	2.2	0.5	13.2		
Lap 2	331	319	344	333	345	302	355	324	346	339	329	350	309	361	332	343	352	340	360	314	370	364	335	354	348	307	308	358		
		0.9	0.2	0.8	0.2	0.1	0.8	0.8	0.0	0.9	0.4	0.1	0.5	0.3	1.2	0.7	0.1	0.6	0.1	0.4	0.1	0.2	0.6	0.4	3.2	0.0	0.7	12.0		
Lap 3	331	319	344	333	302	345	355	346	339	329	324	350	309	361	332	343	352	360	370	364	340	307	308	348	354	358				
		1.0	0.2	0.5	0.3	0.6	0.4	1.3	0.5	0.2	1.3	0.0	0.2	0.1	0.5	1.1	0.6	1.7	0.1	0.1	0.6	3.3	0.7	0.3	1.4	9.8				
Lap 4	331	319	344	333	302	345	355	346	339	329	350	332	361	309	343	352	324	370	364	360	340	307	308	348	354	358				
		1.1	0.1	0.2	0.3	0.8	0.9	1.4	0.2	0.3	2.0	0.8	0.1	1.0	0.0	0.9	0.0	1.2	0.3	0.0	0.5	2.7	0.3	1.2	3.0	8.6				
Lap 5	331	319	344	302	333	345	355	339	346	329	350	332	361	309	343	352	370	324	360	340	364	307	308	348	354	358				
		1.2	0.3	0.1	0.1	0.6	1.0	2.0	0.2	0.1	1.7	0.6	0.2	2.2	0.1	1.3	0.0	0.3	1.4	0.1	0.4	1.0	0.0	2.0	3.2	8.3				
Lap 6	331	319	302	333	345	344	355	339	329	350	346	332	361	309	343	370	352	360	324	340	364	308	307	348	354	358				
		1.4	0.1	0.8	0.3	0.4	0.6	1.8	1.1	0.9	0.3	0.2	2.5	0.0	1.3	0.6	0.4	1.4	0.0	0.2	0.3	0.2	0.2	2.3	3.6	8.2				
Lap 7	331	302	319	333	345	344	355	339	329	350	346	332	361	309	343	370	352	360	308	307	340	364	324	348	354	358				
		1.5	0.3	0.5	0.1	0.8	0.6	1.8	1.1	0.8	0.6	0.1	2.7	0.0	1.4	0.2	0.7	1.7	1.0	0.6	0.1	0.0	2.0	0.0	6.2	5.6				
Lap 8	331	302	319	345	333	344	355	339	329	350	346	332	361	309	343	370	352	360	308	307	348	340	364	324	354	358				
		1.3	0.2	0.8	0.4	0.1	0.6	2.1	1.0	1.1	0.4	0.0	2.7	0.1	1.3	0.6	0.6	1.5	0.3	0.9	2.7	0.7	0.8	0.7	4.3	5.2				
Lap 9	331	319	302	345	344	333	355	339	329	350	346	332	309	361	343	370	352	307	348	364	324	354	358							
		1.4	0.1	0.4	1.3	0.2	0.0	2.2	0.8	1.0	0.4	0.4	2.9	0.1	1.3	0.7	0.5	2.5	3.0	3.0	3.2	0.9	5.3							
Lap 10	331	319	302	345	344	355	333	339	329	350	346	332	309	361	343	370	352	307	348	364	354	324	358							
		1.5	0.2	0.0	1.7	0.4	0.4	1.7	0.7	0.9	0.5	0.3	2.6	0.4	1.6	0.7	0.9	1.7	3.3	3.8	4.6	1.4	3.4							
Lap 11	331	319	302	345	344	355	333	339	329	350	346	332	309	361	343	370	352	307	348	364	354	324	358							
		1.7	0.0	0.0	1.8	0.3	0.7	1.9	0.5	0.8	0.5	0.5	2.3	0.5	2.1	0.2	1.4	1.1	3.6	4.1	4.6	4.4	0.3							
Lap 12	331	319	345	344	355	333	339	329	350	346	332	302	309	361	370	343	352	307	348	364	354	358	324							
		1.9	0.2	1.6	0.2	0.8	1.9	0.3	0.8	0.7	0.9	1.1	0.7	0.5	2.7	0.1	1.5	0.2	4.3	4.4	4.6	5.3	1.9							
Lap 13	331	345	319	355	344	333	339	329	346	350	332	302	309	361	370	343	307	352	348	364	354	358	324							
		2.2	0.1	1.9	0.1	0.7	2.1	0.2	1.6	0.5	0.6	0.8	0.4	1.0	3.1	1.1	0.4	0.7	3.8	4.5	4.6	5.3	4.5							
Lap 14	331	345	319	355	344	333	339	329	346	302	332	309	361	370	307	343	352	348	364	354	358									
		2.4	0.1	1.9	0.5	0.3	2.1	0.2	2.0	1.2	0.0	0.6	1.5	2.9	1.3	0.1	1.5	3.4	4.8	4.7	5.4									
Lap 15	331	345	319	355	344	333	339	329	346	302	332	309	361	370	307	343	352	348	364	354	358									
		2.7	0.1	2.1	0.2	0.3	2.2	0.2	2.1	0.8	0.6	0.2	1.7	3.0	1.5	0.4	1.6	3.0	5.0	5.1	4.8									
Lap 16	331	345	319	355	333	344	339	329	346	302	332	309	361	370	307	343	352	348	364	354	358									
		2.6	0.6	2.1	0.2	0.0	2.4	0.1	2.4	0.5	0.9	0.2	1.6	2.9	2.4	0.0	1.3	2.8	5.2	6.1	4.0									


KFJ
Prefinal B (PFB)
Lap Time Analysis

For information purposes. No official / regulatory value

Laps	Sector 1	Sector 2	Sector 3	Lap Time
No.302 LORANDI Leonardo				
1	19.460	18.227	14.597	52.284
2	16.242	17.607	14.077	47.926
3	16.081	17.253	14.105	47.439
4	15.771	17.255	14.191	47.217
5	15.791	17.434	14.304	47.529
6	15.943	17.142	14.125	47.210
7	15.965	17.337	14.230	47.532
8	16.014	17.402	14.286	47.702
9	15.944	17.528	14.484	47.956
10	15.990	17.385	14.437	47.812
11	15.922	17.456	14.113	47.491
12	15.905	26.059	14.722	56.686
13	16.093	17.410	14.216	47.719
14	15.851	17.212	14.152	47.215
15	15.930	17.335	14.235	47.500
16	15.889	17.225	14.748	47.862

Laps	Sector 1	Sector 2	Sector 3	Lap Time
No.307 FLORESCU Petru				
1	29.669	18.584	14.566	1:02.819
2	16.336	18.682	14.278	49.296
3	16.478	17.467	14.568	48.513
4	15.964	17.398	14.351	47.713
5	15.878	17.449	14.371	47.698
6	16.263	17.244	14.177	47.684
7	16.357	17.631	14.761	48.749
8	16.089	17.228	14.271	47.588
9	15.842	17.672	14.296	47.810
10	15.918	17.333	14.281	47.532
11	15.864	17.368	14.400	47.632
12	15.805	17.343	14.238	47.386
13	16.097	17.425	14.372	47.894
14	15.815	17.452	14.376	47.643
15	15.855	17.559	14.585	47.999
16	16.357	17.779	14.869	49.005

Laps	Sector 1	Sector 2	Sector 3	Lap Time
No.308 AUBRY Gabriel				
1	19.127	18.224	15.920	53.271
2	25.911	19.391	14.430	59.732
3	16.353	17.513	14.690	48.556
4	15.923	17.269	14.146	47.338
5	15.986	17.206	14.172	47.364
6	16.076	17.234	14.114	47.424
7	16.246	17.447	14.665	48.358
8	15.894	17.180	14.179	47.253

Laps	Sector 1	Sector 2	Sector 3	Lap Time
No.309 LEHOUCK Arthur				
1	21.985	18.280	14.494	54.759
2	16.342	17.584	14.223	48.149

Laps	Sector 1	Sector 2	Sector 3	Lap Time
3	15.948	17.312	15.338	48.598
4	17.499	17.812	14.780	50.091
5	16.771	17.597	14.401	48.769
6	15.921	17.473	14.276	47.670
7	16.197	17.426	14.286	47.909
8	16.235	17.353	14.308	47.896
9	15.983	17.488	14.484	47.955
10	15.802	17.254	14.362	47.418
11	15.805	17.405	14.311	47.521
12	15.886	17.455	14.360	47.701
13	15.812	17.319	14.268	47.399
14	15.877	17.285	14.332	47.494
15	15.923	17.457	14.277	47.657
16	16.362	17.477	14.387	48.226

Laps	Sector 1	Sector 2	Sector 3	Lap Time
No.314 MARINESCU Alexandra				
1	23.516	19.670	14.634	57.820
2	16.293	17.630	14.397	48.320

Laps	Sector 1	Sector 2	Sector 3	Lap Time
No.319 THOMPSON Parker				
1	17.911	18.081	14.642	50.634
2	16.301	17.718	14.323	48.342
3	16.018	17.480	14.285	47.783
4	15.968	17.488	14.279	47.735
5	15.967	17.377	14.322	47.666
6	15.943	17.442	14.241	47.626
7	16.344	17.477	14.165	47.986
8	15.946	17.435	14.215	47.596
9	15.962	17.420	14.190	47.572
10	15.899	17.477	14.339	47.715
11	15.894	17.391	14.360	47.645
12	15.890	17.396	14.405	47.691
13	15.897	17.467	14.518	47.882
14	16.082	17.404	14.265	47.751
15	16.108	17.351	14.185	47.644
16	16.157	17.465	14.349	47.971

Laps	Sector 1	Sector 2	Sector 3	Lap Time
No.324 RASPATELLI Matteo				
1	19.014	18.236	14.472	51.722
2	16.518	18.208	15.365	50.091
3	16.711	17.537	16.101	50.349
4	16.979	18.503	15.949	51.431
5	16.672	17.854	15.079	49.605
6	16.639	17.979	15.068	49.686
7	18.574	18.491	15.022	52.087
8	17.124	18.345	14.996	50.465
9	17.269	19.557	15.221	52.047
10	17.045	19.119	15.232	51.396
11	17.230	18.691	15.384	51.305
12	17.298	18.697	15.222	51.217

Laps	Sector 1	Sector 2	Sector 3	Lap Time
No.329 FEWTRELL Max				
1	18.886	18.157	17.225	54.268
2	17.208	17.805	14.354	49.367
3	16.083	17.446	14.115	47.644
4	16.087	17.426	14.152	47.665
5	16.012	17.452	14.531	47.995
6	16.700	17.425	14.225	48.350
7	16.029	17.383	14.265	47.677
8	15.905	17.521	14.259	47.685
9	15.945	17.521	14.236	47.702
10	16.060	17.471	14.268	47.799
11	15.942	17.524	14.197	47.663
12	15.970	17.407	14.176	47.553
13	15.979	17.517	14.262	47.758
14	15.991	17.434	14.244	47.669
15	16.040	17.475	14.190	47.705
16	15.964	17.611	14.261	47.836

Laps	Sector 1	Sector 2	Sector 3	Lap Time
No.331 NORRIS Lando				
1	17.384	17.954	14.558	49.896
2	16.326	17.640	14.286	48.252
3	15.898	17.461	14.274	47.633
4	15.984	17.346	14.335	47.665
5	15.914	17.277	14.350	47.541
6	15.843	17.272	14.301	47.416
7	15.876	17.355	14.366	47.597
8	16.079	17.439	14.396	47.914
9	15.864	17.453	14.341	47.658
10	15.989	17.302	14.375	47.666
11	15.897	17.302	14.245	47.444
12	15.902	17.272	14.294	47.468
13	15.924	17.262	14.300	47.486
14	15.899	17.266	14.299	47.464
15	15.810	17.271	14.292	47.373
16	15.885	17.287	14.398	47.570

Laps	Sector 1	Sector 2	Sector 3	Lap Time
No.332 POLLARA Alessio				
1	23.573	18.193	14.551	56.317
2	16.396	17.838	14.387	48.621
3	16.057	17.290	14.283	47.630
4	16.502	17.461	14.306	48.269
5	15.885	17.325	14.273	47.483
6	15.932	17.401	14.210	47.543
7	15.967	17.425	14.338	47.730
8	16.139	17.426	14.165	47.730
9	16.235	17.453	14.283	47.971
10	15.957	17.467	14.276	47.700
11	15.960	17.576	14.319	47.855


KFJ
Prefinal B (PFB)
Lap Time Analysis

For information purposes. No official / regulatory value

Laps	Sector 1	Sector 2	Sector 3	Lap Time
12	15.991	17.676	14.426	48.093
13	16.018	17.635	14.431	48.084
14	16.040	17.561	14.481	48.082
15	16.161	17.533	14.406	48.100
16	16.142	17.590	14.429	48.161

No.333 DEFOURNY Max

Laps	Sector 1	Sector 2	Sector 3	Lap Time
1	18.918	18.251	14.336	51.505
2	16.334	17.660	14.235	48.229
3	15.910	17.339	14.216	47.465
4	15.815	17.396	14.096	47.307
5	15.934	17.490	14.513	47.937
6	16.302	17.496	14.202	48.000
7	15.907	17.509	14.087	47.503
8	15.920	18.127	14.293	48.340
9	15.950	17.536	14.984	48.470
10	16.748	17.513	14.248	48.509
11	15.901	17.599	14.221	47.721
12	15.936	17.486	14.288	47.710
13	15.986	17.452	14.247	47.685
14	15.950	17.449	14.269	47.668
15	15.957	17.390	14.225	47.572
16	15.948	17.464	14.318	47.730

No.335 SARGEANT Logan

1	27.268	18.416	14.567	1:00.251
2	16.550	17.520	14.297	48.367

No.339 ATOEV Vladimir

Laps	Sector 1	Sector 2	Sector 3	Lap Time
1	21.065	18.207	14.467	53.739
2	16.810	17.792	14.316	48.918
3	16.059	17.502	14.221	47.782
4	16.008	17.428	14.173	47.609
5	16.004	17.486	14.485	47.975
6	15.920	17.399	14.225	47.544
7	15.935	17.476	14.284	47.695
8	15.985	17.493	14.315	47.793
9	16.023	17.485	14.358	47.866
10	16.110	17.548	14.283	47.941
11	16.017	17.542	14.310	47.869
12	15.915	17.496	14.294	47.705
13	16.000	17.568	14.298	47.866
14	15.975	17.431	14.299	47.705
15	15.960	17.509	14.241	47.710
16	16.005	17.608	14.312	47.925

No.340 MARTYNYUK Maxim

1	24.404	18.926	14.569	57.899
2	16.444	17.817	14.483	48.744
3	16.572	19.149	14.726	50.447

Laps	Sector 1	Sector 2	Sector 3	Lap Time
4	16.432	17.577	14.294	48.303
5	16.171	17.785	15.012	48.968
6	16.281	17.565	14.474	48.320
7	16.391	17.785	15.536	49.712
8	16.420	18.613	15.925	50.958

No.343 GUVEN Ayhancan

Laps	Sector 1	Sector 2	Sector 3	Lap Time
1	24.072	18.449	14.597	57.118
2	16.337	17.760	14.723	48.820
3	16.156	17.430	14.356	47.942
4	16.135	17.647	14.640	48.422
5	16.588	17.460	14.820	48.868
6	16.766	17.588	14.488	48.842
7	16.095	17.398	14.493	47.986
8	15.981	17.367	14.502	47.850
9	16.052	17.502	14.526	48.080
10	16.058	17.423	14.580	48.061
11	16.083	17.398	14.590	48.071
12	16.173	17.421	14.861	48.455
13			14.594	49.297
14	16.062	17.370	14.763	48.195
15	16.019	17.553	14.772	48.344
16	16.231	17.555	14.818	48.604

No.344 DARRAS Julien

1	18.410	17.978	14.462	50.850
2	16.262	17.696	14.256	48.214
3	16.076	17.452	14.262	47.790
4	15.894	17.532	14.209	47.635
5	15.965	17.486	14.465	47.916
6	16.836	17.940	14.256	49.032
7	16.005	17.442	14.211	47.658
8	15.842	17.502	14.198	47.542
9	15.955	17.554	14.590	48.099
10	15.962	17.450	14.412	47.824
11	15.939	17.370	14.282	47.591
12	15.916	17.318	14.342	47.576
13	15.963	17.433	14.740	48.136
14	16.101	17.465	14.525	48.091
15	15.942	17.360	14.216	47.518
16	16.031	17.546	14.538	48.115

No.345 VAN LEEUWEN Martijn

1	18.835	18.243	14.526	51.604
2	16.724	17.546	14.213	48.483
3	16.718	17.409	14.154	48.281
4	15.949	17.276	14.146	47.371
5	15.995	17.259	14.232	47.486
6	16.025	17.440	14.198	47.663
7	15.864	17.312	14.104	47.280

Laps	Sector 1	Sector 2	Sector 3	Lap Time
8	15.889	17.546	14.354	47.789
9	15.879	17.346	14.148	47.373
10	15.958	17.228	14.227	47.413
11	16.043	17.343	14.103	47.489
12	15.974	17.538	14.211	47.723
13	15.956	17.332	14.271	47.559
14	16.014	17.286	14.422	47.722
15	16.013	17.308	14.274	47.595
16	15.929	17.317	14.274	47.520

No.346 ANDRES Keyvan

1	19.612	18.600	14.926	53.138
2	16.398	17.677	14.443	48.518
3	16.202	17.583	14.386	48.171
4	15.999	17.595	14.363	47.957
5	15.937	17.623	14.875	48.435
6	17.988	17.534	14.259	49.781
7	15.940	17.455	14.425	47.820
8	15.956	17.483	14.387	47.826
9	15.954	17.295	14.344	47.593
10	15.897	17.545	14.377	47.819
11	15.930	17.358	14.284	47.572
12	15.968	17.419	14.355	47.742
13	15.997	17.319	14.497	47.813
14	16.049	17.364	14.590	48.003
15	15.977	17.458	14.464	47.899
16	15.993	17.613	14.531	48.137

No.348 MAZZOLA Pietro

1	27.627	19.210	14.845	1:01.682
2	16.727	18.249	14.768	49.744
3	16.730	17.647	15.271	49.648
4	16.169	17.620	14.446	48.235
5	16.126	17.605	14.523	48.254
6	15.990	17.448	14.430	47.868
7	16.544	17.658	14.473	48.675
8	16.059	17.350	14.685	48.094
9	16.029	17.556	14.525	48.110
10	16.048	17.320	14.422	47.790
11	15.977	17.394	14.633	48.004
12	16.107	17.364	14.553	48.024
13	16.153	17.564	14.544	48.261
14	16.137	17.422	14.497	48.056
15	16.036	17.432	14.542	48.010
16	16.151	17.449	14.509	48.109

No.350 SEREIA Gabriel

1	20.628	18.156	14.811	53.595
2	17.487	17.787	14.297	49.571
3	16.060	17.511	15.305	48.876


KFJ
Prefinal B (PFB)
Lap Time Analysis

For information purposes. No official / regulatory value

Laps	Sector 1	Sector 2	Sector 3	Lap Time	Laps	Sector 1	Sector 2	Sector 3	Lap Time	Laps	Sector 1	Sector 2	Sector 3	Lap Time
4	16.499	17.472	14.354	48.325	3	16.080	17.324	14.332	47.736	7	16.151	17.371	14.405	47.927
5	15.890	17.431	14.351	47.672	4	16.043	17.408	14.424	47.875	8	15.966	17.395	14.418	47.779
6	15.875	17.347	14.372	47.594	5	15.950	17.295	14.337	47.582	9	16.021	17.872	14.362	48.255
7	15.871	17.385	14.297	47.553	6	16.086	17.324	14.295	47.705	10	16.075	17.456	14.263	47.794
8	16.114	17.493	14.394	48.001	7	15.903	17.385	14.372	47.660	11	15.915	17.392	14.277	47.584
9	15.896	17.367	14.326	47.589	8	15.937	17.327	14.257	47.521	12	16.076	17.351	14.281	47.708
10	15.977	17.400	14.366	47.743	9	15.983	17.378	14.368	47.729	13	15.978	17.588	14.317	47.883
11	15.890	17.393	14.285	47.568	10	16.351	17.279	14.329	47.959	14	15.937	17.595	14.466	47.998
12	15.873	17.319	14.338	47.530	11	15.909	17.299	14.276	47.484	15	15.946	17.457	14.404	47.807
13				49.071	12	15.927	17.327	14.286	47.540	16	16.091	17.579	14.463	48.133
No.352 VAJDA Andrei					No.358 SANTOS Gomez Lisard					No.364 ELPITIYA Bryan				
1	22.518	18.556	14.626	55.700	1	41.368	19.333	14.837	1:15.538	1	25.006	20.146	14.450	59.602
2	16.467	18.665	14.607	49.739	2	16.533	17.737	14.570	48.840	2	16.205	17.574	14.255	48.034
3	16.342	17.646	14.396	48.384	3	16.212	17.416	14.510	48.138	3	16.207	17.985	14.643	48.835
4	16.197	17.737	14.782	48.716	4	16.354	17.646	14.552	48.552	4	16.338	17.693	14.320	48.351
5	16.969	17.716	14.643	49.328	5	16.263	17.455	14.501	48.219	5	16.288	19.441	14.301	50.030
6	16.483	17.576	14.425	48.484	6	16.083	17.453	14.548	48.084	6	16.049	17.522	14.628	48.199
7	16.081	17.500	14.366	47.947	7	16.402	17.741	14.496	48.639	7	16.773	17.589	15.087	49.449
8	16.218	17.527	14.445	48.190	8	16.131	17.540	14.592	48.263	8	16.488	18.375	16.898	51.761
9	15.958	17.569	14.511	48.038	9	16.385	17.821	14.555	48.761	9	17.237	17.947	14.395	49.579
10	16.170	17.767	14.466	48.403	10	16.329	17.662	14.531	48.522	10	16.160	17.735	14.645	48.540
11	16.188	17.557	14.459	48.204	11	16.116	17.648	14.454	48.218	11	16.114	17.655	14.572	48.341
12	16.107	17.540	14.644	48.291	12	16.711	17.664	14.552	48.927	12	16.078	17.698	14.547	48.323
13	16.665	17.741	14.525	48.931	13	16.201	17.527	14.571	48.299	13	16.106	17.649	14.608	48.363
14	16.236	17.687	14.567	48.490	14	16.165	17.749	14.660	48.574	14	16.106	17.649	14.608	48.363
15	16.148	17.648	14.647	48.443	15	16.064	17.492	14.498	48.054	14	16.191	17.612	14.497	48.300
16	16.132	17.609	14.576	48.317	16	16.319	17.502	14.585	48.406	15	16.076	17.538	14.668	48.282
No.354 KISELEV Kirill					No.360 LLOVERAS Xavier					No.370 SUN Yueyang				
1	20.700	20.244	14.655	55.599	1	24.280	19.167	14.527	57.974	1	24.173	20.281	14.541	58.995
2	16.479	17.634	14.869	48.982	2	16.423	17.660	14.506	48.589	2	16.295	17.614	14.269	48.178
3	16.104	18.131	20.119	54.354	3	16.605	18.147	14.601	49.353	3	16.795	17.737	14.368	48.900
4	17.426	17.850	14.540	49.816	4	16.839	17.582	14.287	48.708	4	16.321	17.446	14.351	48.118
5	16.179	17.633	14.662	48.474	5	16.300	18.354	14.694	49.348	5	15.991	17.550	14.491	48.032
6	16.226	17.466	14.566	48.258	6	16.039	17.380	14.765	48.184	6	16.172	17.521	14.355	48.048
7	18.089	18.421	14.709	51.219	7	16.279	17.544	14.451	48.274	7	15.914	17.447	14.283	47.644
8	16.330	17.624	14.690	48.644	8	16.030	17.388	14.533	47.951	8	16.377	17.502	14.337	48.216
9	16.228	17.821	14.557	48.606						9	15.943	17.625	14.615	48.183
10	16.238	18.124	14.648	49.010						10	16.053	17.510	14.485	48.048
11	16.172	17.561	14.609	48.342						11	15.936	17.351	14.357	47.644
12	16.099	17.597	14.655	48.351						12	16.011	17.558	14.488	48.057
13	16.184	17.542	14.627	48.353						13	16.046	17.535	14.714	48.295
14	16.160	17.652	14.606	48.418						14	15.898	17.425	14.495	47.818
15	16.181	17.695	14.807	48.683						15	15.995	17.438	14.428	47.861
16	16.116	17.616	15.481	49.213						16	15.927	17.439	14.670	48.036
No.355 BETSCH Mick					No.361 HAAPALAINEN Toumas									
1	19.556	18.621	14.661	52.838	1	22.795	18.331	14.371	55.497					
2	16.216	17.611	14.320	48.147	2	16.327	17.657	14.173	48.157					
					3	16.011	17.324	15.019	48.354					
					4	16.727	18.005	14.229	48.961					
					5	15.994	17.338	14.223	47.555					
					6	17.460	17.940	14.419	49.819					


KFJ
Prefinal B (PFB)
Document 37
Starting Grid

Subject to scrutineering & sporting investigations

348	MAZZOLA Pietro Lh / Bmb / Vega		15	312	MATVEEV Ivan Tony Kart / Bmb / Vega	
358	SANTOS Gomez Lisard Crg / Parilla / Vega		14	314	MARINESCU Alexandra Dr / Tm / Vega	
370	SUN Yueyang Zanardi / Parilla / Vega		13	352	VAJDA Andrei Kali Kart / Parilla / Vega	
332	POLLARA Alessio Energy / Tm / Vega		12	309	LEHOUCK Arthur Lenzo / Lke / Vega	
354	KISELEV Kirill Tony Kart / Parilla / Vega		11	310	DE FRANCESCO Devlin Crg / Vortex / Vega	
364	ELPITIYA Bryan Zanardi / Parilla / Vega		10	360	LLOVERAS Xavier Crg / Parilla / Vega	
343	GUVEN Ayhancan Top Kart / Parilla / Vega		9	361	HAAPALAINEN Toumas Art Gp / Tm / Vega	
307	FLORESCU Petru Zanardi / Parilla / Vega		8	340	MARTYNYUK Maxim Energy / Tm / Vega	
350	SEREA Gabriel Pcr / Parilla / Vega		7	346	ANDRES Keyvan Zanardi / Parilla / Vega	
339	ATOEV Vladimir Tony Kart / Vortex / Vega		6	308	AUBRY Gabriel Birel / Tm / Vega	
335	SARGEANT Logan Tony Kart / Vortex / Vega		5	324	RASPATELLI Matteo Lh / Bmb / Vega	
355	BETSCH Mick Tony Kart / Vortex / Vega		4	333	DEFOURNY Max Kosmic / Tm / Vega	
302	LORANDI Leonardo Tony Kart / Vortex / Vega		3	345	VAN LEEUWEN Martijn Zanardi / Parilla / Vega	
319	THOMPSON Parker Energy / Tm / Vega		2	344	DARRAS Julien Tony Kart / Vortex / Vega	
331	NORRIS Lando Fa / Vortex / Vega		1	329	FEWTRELL Max Fa / Vortex / Vega	

POLE POSITION



KFJ
Prefinal A (PFA)
Document 40.2 OFFICIAL
Results

Subject to scrutineering & sporting investigations

Rnk	No.	Entrant	Nat	Driver	Nat	Equipment	Laps	Gap	Interv.	Best Lap	Penalty	Points
1	301	Baby Race Srl	ITA	LORANDI Alessio	ITA	Tony Kart / Vortex / Vega	16			46.975		0
2	311	Team Komarov	RUS	SITNIKOV Nikita	RUS	Tony Kart / Bmb / Vega	16	1.442	1.442	47.092		2
3	330	Ricky Flynn Motorsport	GBR	DARUVALA Jehan	IND	Fa / Vortex / Vega	16	6.313	4.871	47.322		3
4	368	Morsicani Racing	ITA	PULCINI Leonardo	ITA	Tony Kart / Vortex / Vega	16	6.537	0.224	47.073		4
5	325	Ricky Flynn Motorsport	GBR	AHMED Enaam	GBR	Fa / Vortex / Vega	16	7.094	0.557	47.212		5
6	323	Lh Racing Team	SWE	KARI Niko	FIN	Lh / Bmb / Vega	16	7.704	0.610	47.071		6
7	328	Ricky Flynn Motorsport	GBR	BALE Tom	ARE	Fa / Vortex / Vega	16	7.820	0.116	46.997		7
8	363	Pablo Russo Piovani	ESP	RUSSO IGLESIAS Guillerm	ESP	Fa Kart / Vortex / Vega	16	9.476	1.656	47.203		8
9	318	Energy Corse Srl	ITA	VALTONEN Isac	SWE	Energy / Tm / Vega	16	9.846	0.370	47.265		9
10	369	Millennium Motorsport	GBR	CHAIMONGKOL Sasakor	THA	Art Gp / Tm / Vega	16	10.443	0.597	47.171		10
11	322	Forza Racing	GBR	SHWARTZMAN Robert	RUS	Crg / Tm / Vega	16	13.618	3.175	47.280		11
12	305	Keijzer Racing	NLD	BECKMANN David	DEU	Zanardi / Bmb / Vega	16	13.818	0.200	47.254	+3.000	12
13	303	Baby Race Srl	ITA	MAINI Arjun	IND	Tony Kart / Vortex / Vega	16	15.287	1.469	47.364		13
14	362	Forza Racing	GBR	MONGER Billy	GBR	Crg / Tm / Vega	16	15.410	0.123	47.292		14
15	351	Mosca Diego	ITA	MOSCA Tommaso	ITA	Tony Kart / Bmb / Vega	16	15.924	0.514	47.434		15
16	359	Osella Engineering Srl	ITA	ALEX	ITA	Dr / Tm / Vega	16	15.972	0.048	47.521		16
17	327	Travisanutto Fabrizio	ITA	TRAVISANUTTO Lorenzo	ITA	Tony Kart / Vortex / Vega	16	16.375	0.403	47.153	+10.000	17
18	317	Team Oakes	GBR	PULL James	SGP	Zanardi / Parilla / Vega	16	20.559	4.184	47.144	+5.000	18
19	367	Formula K Srl	ITA	STURA Alessandro	ITA	Formula K / Lke / Vega	16	20.582	0.023	47.428		19
20	353	Ab Motorsport Racing Tez	ITA	SMORODINOV Alexey	RUS	Tony Kart / Parilla / Vega	16	21.579	0.997	47.524		20
21	341	Art Grand Prix	ITA	BORRELLI Diego	VEN	Art Gp / Tm / Vega	16	25.592	4.013	47.879		21
22	347	M2 Racing Karts	ESP	GARCIA Marta	ESP	Crg / Parilla / Vega	16	26.376	0.784	47.861		22
23	356	Praga Kart Racing	ITA	SATO Marino	JPN	Praga / Parilla / Vega	16	31.503	5.127	47.754		23
24	316	Intrepid Driver Program	ITA	ALESI Giuliano	ERA	Intrepid / Tm / Vega	16	35.642	4.139	48.704		24
25	306	Chiesa Corse	ITA	MAZEPIN Nikita	RUS	Zanardi / Parilla / Vega	4	12 Laps	12 Laps	48.012		25
26	365	Giannoni Maurizio	ITA	GIANNONI Lorenzo	ITA	Tony Kart / Tm / Vega	4	12 Laps	4.234	47.914		26
27	337	Ward Racing	SWE	FLOERSCH Sophia	DEU	Tony Kart / Vortex / Vega	3	13 Laps	1 Lap	49.987		27
28	338	Ward Racing	SWE	VARTANYAN Alexander	RUS	Tony Kart / Vortex / Vega	0	16 Laps	3 Laps			28
29	371	Crg Holland	NLD	PEX Stan	NLD	Crg / Tm / Vega	0	16 Laps	3.411			29

Not Classified

320	Art Grand Prix	ITA	SETTE CAMARA Sergio S	BRA	Art Gp / Tm / Vega		DNS					30
326	Ricky Flynn Motorsport	GBR	TICKTUM Daniel	GBR	Fa / Vortex / Vega		DNS					30

Leaders : No.301 LORANDI Alessio (1-2) / No.330 DARUVALA Jehan (3-5) / No.301 LORANDI Alessio (6-16)

Start Time : 03/02/2013 - 11:30:58

Best Lap : No.301 LORANDI Alessio 46.975 95,79 Kph

Weather : Cloudy Air : 12°C Track : Dry

Event Record : No.301 LORANDI Alessio 46.708 96,34 Kph



KFJ

Prefinal A (PFA)

Lap Chart

For information purposes. No official / regulatory value

	1	2	3	4	5	6	7	8	9	10	11	12	13	14	15	16	17	18	19	20	21	22	23	24	25	26	27	28	29	30	31
Grid	301	311	330	327	325	368	323	356	338	363	371	359	305	362	322	317	306	365	369	318	328	337	303	351	320	347	367	353	316	341	326
Start	301	330	311	368	327	325	356	323	305	322	363	359	306	371	362	369	328	317	303	365	367	318	337	316	351	347	353	341			
Lap 1 Interval		0.1	0.5	0.1	0.6	0.2	0.3	0.2	0.7	0.5	0.0	1.0	0.1	0.3	1.0	0.5	0.1	0.0	0.0	2.0	0.3	0.1	0.1	0.2	0.1	0.1	0.1	0.5			
Lap 2	301	330	368	311	325	327	323	356	322	363	306	305	328	369	318	351	347	359	365	303	341	317	362	367	353	316	337				
Lap 3	330	301	368	311	325	323	327	322	306	305	363	328	369	356	318	351	347	359	365	303	317	341	362	367	353	316	337				
Lap 4	330	301	368	311	323	325	327	322	305	306	363	369	328	318	356	351	365	347	359	303	317	362	341	367	353	316					
Lap 5	330	301	368	311	323	325	327	322	305	328	363	369	318	351	356	303	359	317	362	341	367	347	353	316							
Lap 6	301	311	368	330	323	325	327	322	305	328	363	369	318	356	351	303	359	317	362	367	353	347	341	316							
Lap 7	301	311	368	323	330	325	327	322	305	328	363	369	318	356	351	303	317	359	362	367	353	341	347	316							
Lap 8	301	311	330	323	368	325	327	305	328	322	369	363	318	356	351	303	317	359	362	367	353	341	347	316							
Lap 9	301	311	330	323	325	327	368	328	322	369	363	305	318	356	351	317	303	362	359	367	353	341	347	316							
Lap 10	301	311	330	323	325	327	368	328	322	369	363	305	318	351	303	362	359	317	367	353	341	347	316	356							
Lap 11	301	311	330	323	325	327	368	328	322	369	363	305	318	351	303	362	359	317	367	353	341	347	316	356							
Lap 12	301	311	323	330	325	327	368	328	363	322	305	369	318	351	303	362	359	317	367	353	341	347	356	316							
Lap 13	301	311	323	330	325	327	368	328	363	369	305	318	322	303	362	351	359	317	367	353	341	347	356	316							
Lap 14	301	311	330	327	325	368	328	323	363	369	318	305	322	303	362	351	359	317	367	353	341	347	356	316							
Lap 15	301	311	330	327	368	325	328	323	363	369	318	305	322	303	362	351	317	359	367	353	341	347	356	316							
Lap 16	301	311	330	327	368	325	323	328	363	318	369	305	322	303	362	317	351	359	367	353	341	347	356	316							


KFJ
Prefinal A (PFA)
Lap Time Analysis

For information purposes. No official / regulatory value

Laps	Sector 1	Sector 2	Sector 3	Lap Time
No.301 LORANDI Alessio				
1	17.070	17.805	14.434	49.309
2	16.788	17.642	14.258	48.688
3	15.999	17.381	14.327	47.707
4	16.218	17.772	14.190	48.180
5	15.847	17.340	14.065	47.252
6	15.970	17.218	14.236	47.424
7	15.871	17.296	14.223	47.390
8	15.821	17.161	14.237	47.219
9	15.807	17.218	14.163	47.188
10	15.740	17.224	14.193	47.157
11	15.705	17.215	14.219	47.139
12	15.793	17.182	14.331	47.306
13	15.808	17.136	14.183	47.127
14	15.765	17.154	14.172	47.091
15	15.697	17.135	14.143	46.975
16	15.739	17.127	14.284	47.150

Laps	Sector 1	Sector 2	Sector 3	Lap Time
No.303 MAINI Arjun				
1	23.122	19.164	14.599	56.885
2	16.194	17.768	14.708	48.670
3	16.032	17.547	14.165	47.744
4	15.971	17.404	14.101	47.476
5	16.206	17.500	14.425	48.131
6	15.989	17.497	14.143	47.629
7	15.872	17.456	14.221	47.549
8	15.894	17.521	14.082	47.497
9	15.895	18.219	14.090	48.204
10	15.962	17.776	14.146	47.884
11	15.914	17.456	14.253	47.623
12	15.845	17.346	14.173	47.364
13	15.904	17.382	14.519	47.805
14	15.982	17.481	14.279	47.742
15	15.903	17.335	14.197	47.435
16	15.869	17.880	14.742	48.491

Laps	Sector 1	Sector 2	Sector 3	Lap Time
No.305 BECKMANN David				
1	19.850	18.760	14.461	53.071
2	16.112	17.504	14.290	47.906
3	16.161	17.515	14.209	47.885
4	16.136	17.298	14.172	47.606
5	15.868	17.304	14.129	47.301
6	15.911	17.360	14.342	47.613
7	15.885	17.242	14.127	47.254
8	15.992	17.416	14.247	47.655
9	16.009	19.592	14.263	49.864
10	15.877	17.323	14.107	47.307
11	15.920	17.274	14.110	47.304
12	15.919	17.391	14.412	47.722

Laps	Sector 1	Sector 2	Sector 3	Lap Time
13	16.715	17.349	14.328	48.392
14	16.273	17.437	14.182	47.892
15	15.955	17.438	14.341	47.734
16	16.000	17.303	14.347	47.650

Laps	Sector 1	Sector 2	Sector 3	Lap Time
No.306 MAZEPIN Nikita				
1	19.322	18.165	14.411	51.898
2	16.332	17.612	14.205	48.149
3	16.457	17.820	14.260	48.537
4	16.433	17.380	14.199	48.012

Laps	Sector 1	Sector 2	Sector 3	Lap Time
No.311 SITNIKOV Nikita				
1	17.399	17.910	14.351	49.660
2	17.318	17.826	14.235	49.379
3	16.007	17.321	14.170	47.498
4	15.878	17.327	14.371	47.576
5	15.805	17.257	14.068	47.130
6	15.959	17.250	14.260	47.469
7	15.809	17.184	14.099	47.092
8	15.871	17.289	14.109	47.269
9	15.783	17.222	14.180	47.185
10	15.788	17.301	14.183	47.272
11	15.755	17.234	14.142	47.131
12	15.798	17.296	14.255	47.349
13	15.775	17.250	14.190	47.215
14	15.824	17.252	14.269	47.345
15	15.826	17.266	14.236	47.328
16	15.908	17.322	14.253	47.483

Laps	Sector 1	Sector 2	Sector 3	Lap Time
No.316 ALESI Giuliano				
1	23.989	19.175	14.788	57.952
2	17.430	17.990	14.907	50.327
3	16.559	17.776	14.820	49.155
4	16.604	17.778	14.426	48.808
5	16.568	17.740	14.532	48.840
6	16.477	17.826	14.587	48.890
7	16.286	17.753	14.890	48.929
8	16.283	17.872	14.549	48.704
9	16.290	17.875	14.613	48.778
10	16.227	17.883	14.815	48.925
11	16.736	17.708	14.574	49.018
12	16.511	17.726	15.510	49.747
13	16.325	17.832	14.874	49.031
14	16.341	17.846	14.660	48.847
15	16.296	17.699	14.930	48.925
16	16.531	17.779	14.666	48.976

Laps	Sector 1	Sector 2	Sector 3	Lap Time
No.317 PULL James				
1	23.351	19.622	14.517	57.490
2	16.512	17.643	14.287	48.442

Laps	Sector 1	Sector 2	Sector 3	Lap Time
3	16.083	17.713	14.389	48.185
4	15.886	17.313	14.205	47.404
5	16.257	17.637	14.205	48.099
6	15.847	17.257	14.245	47.349
7	15.943	17.328	14.441	47.712
8	15.775	17.231	14.138	47.144
9	15.872	17.602	14.197	47.671
10	16.066	19.973	14.259	50.298
11	15.949	17.218	14.245	47.412
12	15.818	17.324	14.224	47.366
13	15.706	17.290	14.246	47.242
14	15.791	17.233	14.249	47.273
15	15.970	17.406	14.243	47.619
16	15.859	17.320	14.552	47.731

Laps	Sector 1	Sector 2	Sector 3	Lap Time
No.318 VALTONEN Isac				
1	20.500	18.731	14.498	53.729
2	16.203	17.683	14.258	48.144
3	16.236	17.845	14.451	48.532
4	16.209	17.394	14.174	47.777
5	15.954	17.488	14.290	47.732
6	15.950	17.269	14.256	47.475
7	15.827	17.188	14.268	47.283
8	15.887	17.312	14.101	47.300
9	15.862	17.478	14.185	47.525
10	15.918	17.299	14.048	47.265
11	15.897	17.315	14.216	47.428
12	15.864	17.336	14.401	47.601
13	16.640	17.416	14.187	48.243
14	15.864	17.532	14.138	47.534
15	15.765	17.233	14.292	47.290
16	15.883	17.287	14.285	47.455

Laps	Sector 1	Sector 2	Sector 3	Lap Time
No.322 SHWARTZMAN Robert				
1	18.911	18.075	14.381	51.367
2	16.228	17.747	14.368	48.343
3	16.611	17.572	14.379	48.562
4	15.976	17.534	14.216	47.726
5	15.845	17.376	14.292	47.513
6	15.865	17.375	14.301	47.541
7	15.847	17.327	14.266	47.440
8	16.380	17.452	14.709	48.541
9	15.913	18.115	14.211	48.239
10	15.877	17.305	14.103	47.285
11	15.841	17.276	14.163	47.280
12	15.834	18.079	14.564	48.477
13	18.908	18.090	14.576	51.574
14	16.054	17.489	14.308	47.851
15	15.915	17.366	14.252	47.533


KFJ
Prefinal A (PFA)
Lap Time Analysis

For information purposes. No official / regulatory value

Laps	Sector 1	Sector 2	Sector 3	Lap Time
16	15.891	17.346	14.360	47.597

No.323 KARI Niko

Laps	Sector 1	Sector 2	Sector 3	Lap Time
1	18.929	17.592	14.340	50.861
2	16.194	18.286	14.354	48.834
3	15.833	17.662	14.115	47.610
4	15.765	17.162	14.426	47.353
5	15.718	17.190	14.163	47.071
6	15.751	17.169	14.273	47.193
7	15.880	17.477	14.124	47.481
8	15.962	18.258	14.379	48.599
9	16.272	17.256	14.209	47.737
10	15.780	17.354	14.149	47.283
11	15.823	17.269	14.112	47.204
12	16.234	17.313	14.261	47.808
13	15.910	17.268	14.318	47.496
14	16.945	18.025	14.647	49.617
15	15.847	17.375	14.107	47.329
16	15.980	17.244	14.507	47.731

No.325 AHMED Enaam

Laps	Sector 1	Sector 2	Sector 3	Lap Time
1	18.187	18.003	14.244	50.434
2	16.574	17.962	14.377	48.913
3	16.012	17.296	14.375	47.683
4	15.985	17.334	14.607	47.926
5	15.891	17.260	14.061	47.212
6	15.856	17.293	14.126	47.275
7	15.889	17.546	14.136	47.571
8	16.027	18.157	14.095	48.279
9	16.589	17.436	14.158	48.183
10	15.845	17.412	14.137	47.394
11	15.830	17.357	14.184	47.371
12	16.010	17.399	14.120	47.529
13	15.842	17.415	14.167	47.424
14	16.070	17.389	14.480	47.939
15	16.746	17.358	14.195	48.299
16	15.871	17.326	14.181	47.378

No.327 TRAVISANUTTO Lorenzo

Laps	Sector 1	Sector 2	Sector 3	Lap Time
1	17.970	17.873	14.504	50.347
2	16.671	17.842	14.687	49.200
3	16.184	17.925	14.176	48.285
4	15.791	17.213	14.390	47.394
5	15.870	17.289	14.164	47.323
6	15.743	17.305	14.157	47.205
7	15.856	17.511	14.327	47.694
8	15.835	18.161	14.184	48.180
9	16.950	17.614	14.343	48.907
10	15.759	17.238	14.331	47.328
11	15.784	17.264	14.258	47.306

Laps	Sector 1	Sector 2	Sector 3	Lap Time
12	15.824	17.288	14.223	47.335
13	15.743	17.240	14.170	47.153
14	15.871	17.387	14.327	47.585
15	16.116	17.252	14.316	47.684
16	15.746	17.362	14.179	47.287

No.328 BALE Tom

Laps	Sector 1	Sector 2	Sector 3	Lap Time
1	19.429	19.097	14.312	52.838
2	16.130	17.553	14.169	47.852
3	16.296	17.612	14.364	48.272
4	16.078	17.793	14.149	48.020
5	15.972	17.532	14.226	47.730
6	15.909	17.144	14.186	47.239
7	15.779	17.102	14.116	46.997
8	15.831	17.352	14.201	47.384
9	15.836	17.866	14.236	47.938
10	15.890	17.324	14.129	47.343
11	15.931	17.303	14.185	47.419
12	15.909	17.260	14.137	47.306
13	15.862	17.226	14.216	47.304
14	15.829	17.586	14.296	47.711
15	15.912	17.393	14.214	47.519
16	16.144	17.270	14.475	47.889

No.330 DARUVALA Jehan

Laps	Sector 1	Sector 2	Sector 3	Lap Time
1	17.040	17.830	14.341	49.211
2	16.759	17.799	14.151	48.709
3	16.051	17.318	14.121	47.490
4	16.105	17.718	14.254	48.077
5	15.789	17.351	14.182	47.322
6	16.814	17.418	14.282	48.514
7	15.844	17.896	14.145	47.885
8	15.908	17.920	14.386	48.214
9	15.835	17.336	14.230	47.401
10	15.846	17.272	14.224	47.342
11	15.840	17.483	14.216	47.539
12	16.531	17.392	14.159	48.082
13	15.877	17.331	14.157	47.365
14	16.157	17.484	14.234	47.875
15	15.885	17.378	14.400	47.663
16	15.815	17.438	14.398	47.651

No.337 FLOERSCH Sophia

Laps	Sector 1	Sector 2	Sector 3	Lap Time
1	22.114	20.019	15.454	57.587
2	18.503	18.990	15.077	52.570
3	17.073	18.359	14.555	49.987

No.341 BORRELLI Diego

Laps	Sector 1	Sector 2	Sector 3	Lap Time
1	21.704	19.107	15.153	55.964
2	16.316	17.813	14.446	48.575

Laps	Sector 1	Sector 2	Sector 3	Lap Time
3	16.022	17.693	14.793	48.508

Laps	Sector 1	Sector 2	Sector 3	Lap Time
4	16.066	17.598	14.959	48.623
5	16.063	17.576	14.514	48.153
6	17.114	17.570	15.319	50.003
7	16.026	17.943	14.391	48.360
8	15.969	17.500	14.410	47.879
9	15.938	17.579	14.476	47.993
10	15.911	18.659	14.435	49.005
11	16.037	17.672	14.557	48.266
12	16.031	17.577	14.527	48.135
13	16.043	17.572	14.453	48.068
14	16.044	17.683	14.458	48.185
15	17.035	17.431	14.662	49.128
16	16.091	17.580	14.639	48.310

No.347 GARCIA Marta

Laps	Sector 1	Sector 2	Sector 3	Lap Time
1	20.292	18.651	14.999	53.942
2	16.682	17.793	14.373	48.848
3	16.479	17.320	14.274	48.073
4	16.315	17.493	15.184	48.992
5	16.950	18.847	15.063	50.860
6	16.852	17.543	14.839	49.234
7	16.193	17.906	14.778	48.877
8	16.169	17.490	14.391	48.050
9	15.918	17.577	14.366	47.861
10	15.948	19.358	14.225	49.531
11	15.961	17.593	14.390	47.944
12	15.891	17.668	14.322	47.881
13	16.054	17.729	14.292	48.075
14	16.128	17.628	14.467	48.223
15	16.643	17.397	15.176	49.216
16	16.354	17.571	14.876	48.801

No.351 MOSCA Tommaso

Laps	Sector 1	Sector 2	Sector 3	Lap Time
1	20.738	18.454	14.693	53.885
2	16.196	17.695	14.290	48.181
3	16.274	17.612	14.294	48.180
4	16.517	17.542	14.198	48.257
5	16.288	17.494	14.355	48.137
6	15.941	17.345	15.296	48.582
7	16.259	17.413	14.322	47.994
8	15.887	17.360	14.187	47.434
9	15.932	17.331	14.411	47.674
10	16.093	17.490	14.268	47.851
11	15.906	17.445	14.393	47.744
12	15.994	17.396	14.299	47.689
13	15.976	17.408	15.057	48.441
14	15.957	17.559	14.117	47.633
15	16.032	17.317	14.337	47.686


KFJ
Prefinal A (PFA)
Lap Time Analysis

For information purposes. No official / regulatory value

Laps	Sector 1	Sector 2	Sector 3	Lap Time
16	15.787	17.834	15.055	48.676

No.353 SMORODINOV Alexey

1	21.689	19.905	14.600	56.194
2	17.334	17.746	15.155	50.235
3	16.199	17.512	14.268	47.979
4	15.877	17.387	14.260	47.524
5	16.458	17.534	14.478	48.470
6	16.392	17.419	14.252	48.063
7	16.002	17.654	14.296	47.952
8	15.894	17.618	14.348	47.860
9	16.105	17.513	14.360	47.978
10	15.892	18.399	14.343	48.634
11	16.117	17.449	14.310	47.876
12	16.023	17.556	14.438	48.017
13	15.953	17.674	14.428	48.055
14	16.160	17.599	14.501	48.260
15	15.995	17.497	14.748	48.240
16	15.982	17.476	14.468	47.926

No.356 SATO Marino

1	18.186	17.994	14.442	50.622
2	16.374	18.189	14.783	49.346
3	18.898	17.960	14.643	51.501
4	16.613	17.438	14.351	48.402
5	16.184	17.764	14.592	48.540
6	15.966	17.364	14.431	47.761
7	16.057	17.314	14.383	47.754
8	16.110	17.397	14.452	47.959
9	15.988	17.307	14.526	47.821
10	16.455	31.017	14.514	1:01.986
11	16.112	17.543	14.417	48.072
12	16.489	17.777	14.686	48.952
13	16.064	17.375	14.678	48.117
14	16.088	17.401	14.543	48.032
15	16.009	17.372	14.795	48.176
16	16.112	17.449	14.453	48.014

No.359 ALEX

1	22.353	18.506	14.329	55.188
2	16.745	17.785	14.628	49.158
3	16.207	17.480	14.168	47.855
4	16.289	17.496	15.017	48.802
5	16.090	17.429	14.904	48.423
6	15.949	17.498	14.140	47.587
7	15.962	17.412	14.782	48.156
8	15.901	17.407	14.213	47.521
9	15.911	17.598	14.541	48.050
10	15.936	17.941	14.156	48.033
11	15.941	17.362	14.303	47.606

Laps	Sector 1	Sector 2	Sector 3	Lap Time
12	15.885	17.440	14.318	47.643

13	15.850	17.416	14.323	47.589
14	15.840	17.517	14.270	47.627
15	15.915	17.837	14.278	48.030
16	15.941	17.447	14.494	47.882

No.362 MONGER Billy

1	23.616	19.642	14.577	57.835
2	16.787	17.676	14.258	48.721
3	16.027	17.571	14.390	47.988
4	16.186	17.581	14.377	48.144
5	15.926	17.613	14.236	47.775
6	15.801	17.769	14.227	47.797
7	15.891	17.302	14.225	47.418
8	15.859	17.282	14.162	47.303
9	15.821	17.370	14.288	47.479
10	15.867	17.848	14.270	47.985
11	15.820	17.375	14.215	47.410
12	15.761	17.364	14.167	47.292
13	15.856	17.372	14.316	47.544
14	16.039	17.546	14.216	47.801
15	15.910	17.385	14.169	47.464
16	15.863	17.833	14.771	48.467

No.363 RUSSO IGLESIAS Guillermo

1	19.098	18.274	14.555	51.927
2	16.169	17.655	14.316	48.140
3	16.430	18.231	14.506	49.167
4	15.969	17.600	14.262	47.831
5	15.791	18.269	14.369	48.429
6	15.727	17.331	14.317	47.375
7	15.847	17.232	14.400	47.479
8	15.751	17.752	14.287	47.790
9	15.831	17.521	14.218	47.570
10	15.731	17.356	14.143	47.230
11	15.813	17.267	14.123	47.203
12	15.819	17.622	14.536	47.977
13	15.790	17.545	14.333	47.668
14	15.803	17.437	14.341	47.581
15	15.848	17.302	14.468	47.618
16	15.949	17.368	14.422	47.739

No.365 GIANNONI Lorenzo

1	21.270	19.003	14.393	54.666
2	16.444	17.838	15.411	49.693
3	16.111	17.572	14.231	47.914
4	15.994	17.416	14.729	48.139

No.367 STURA Alessandro

1	23.788	19.244	14.616	57.648
2	16.943	17.767	14.833	49.543
3	16.133	17.452	14.352	47.937
4	15.849	17.285	14.531	47.665
5	16.444	17.378	14.352	48.174
6	16.627	17.245	14.382	48.254
7	15.833	17.270	14.325	47.428
8	15.922	17.314	14.448	47.684
9	15.925	17.413	14.452	47.790
10	15.967	19.151	14.437	49.555
11	15.964	17.361	14.378	47.703
12	16.006	17.403	14.514	47.923
13	15.963	17.457	14.506	47.926
14	15.943	17.497	14.497	47.937
15	16.067	17.406	14.610	48.083
16	15.972	17.492	14.496	47.960

No.368 PULCINI Leonardo

1	17.602	17.846	14.307	49.755
2	16.370	17.682	14.335	48.387
3	15.966	17.372	14.159	47.497
4	16.032	17.737	14.280	48.049
5	15.845	17.366	14.136	47.347
6	15.852	17.326	14.497	47.675
7	15.902	17.328	14.180	47.410
8	16.535	18.494	14.269	49.298
9	17.112	18.237	14.195	49.544
10	15.884	17.294	14.193	47.371
11	15.843	17.139	14.091	47.073
12	15.803	17.335	14.107	47.245
13	15.839	17.232	14.158	47.229
14	16.045	17.403	14.088	47.536
15	16.207	17.197	14.305	47.709
16	15.879	17.288	14.111	47.278

No.369 CHAIMONGKOL Sasakorn

1	19.423	19.420	14.368	53.211
2	16.098	17.586	14.313	47.997
3	16.601	17.422	14.185	48.208
4	15.832	17.539	14.131	47.502
5	15.824	18.027	14.547	48.398
6	15.890	17.331	14.383	47.604
7	15.769	17.323	14.176	47.268
8	15.825	17.452	14.284	47.561
9	15.793	17.592	14.119	47.504
10	15.784	17.365	14.022	47.171
11	15.946	17.277	14.074	47.297
12	15.849	17.620	15.067	48.536



KFJ

Prefinal A (PFA)

Lap Time Analysis

For information purposes. No official / regulatory value

Laps	Sector 1	Sector 2	Sector 3	Lap Time
13	16.390	17.329	14.246	47.965
14	15.829	17.474	14.299	47.602
15	15.745	17.372	14.425	47.542
16	16.296	17.361	14.432	48.089



326	TICKTUM Daniel Fa / Vortex / Vega		16	341	BORRELLI Diego Art Gp / Tm / Vega	
316	ALESI Giuliano Intrepid / Tm / Vega		15	353	SMORODINOV Alexey Tony Kart / Parilla / Vega	
367	STURA Alessandro Formula K / Lke / Vega		14	347	GARCIA Marta Crg / Parilla / Vega	
320	SETTE CAMARA Sergio Santos Jr Art Gp / Tm / Vega		13	351	MOSCA Tommaso Tony Kart / Bmb / Vega	
303	MAINI Arjun Tony Kart / Vortex / Vega		12	337	FLOERSCH Sophia Tony Kart / Vortex / Vega	
328	BALE Tom Fa / Vortex / Vega		11	318	VALTONEN Isac Energy / Tm / Vega	
369	CHAIMONGKOL Sasakorn Art Gp / Tm / Vega		10	365	GIANNONI Lorenzo Tony Kart / Tm / Vega	
306	MAZEPIN Nikita Zanardi / Parilla / Vega		9	317	PULL James Zanardi / Parilla / Vega	
322	SHWARTZMAN Robert Crg / Tm / Vega		8	362	MONGER Billy Crg / Tm / Vega	
305	BECKMANN David Zanardi / Bmb / Vega		7	359	ALEX Dr / Tm / Vega	
371	PEX Stan Crg / Tm / Vega		6	363	RUSSO IGLESIAS Guillermo Fa Kart / Vortex / Vega	
338	VARTANYAN Alexander Tony Kart / Vortex / Vega		5	356	SATO Marino Praga / Parilla / Vega	
323	KARI Niko Lh / Bmb / Vega		4	368	PULCINI Leonardo Tony Kart / Vortex / Vega	
325	AHMED Enaam Fa / Vortex / Vega		3	327	TRAVISANUTTO Lorenzo Tony Kart / Vortex / Vega	
330	DARUVALA Jehan Fa / Vortex / Vega		2	311	SITNIKOV Nikita Tony Kart / Bmb / Vega	
301	LORANDI Alessio Tony Kart / Vortex / Vega		1			

POLE POSITION




KFJ
Qualifying Heats (QH)
Document 35
Results

Subject to scrutineering & sporting investigations

Rnk	No.	Driver	Nat	Equipment	QP	C-E	B-D	A-E	C-D	A-B	D-E	A-C	B-E	A-D	B-C	Points
1	301	LORANDI Alessio	ITA	Tony Kart / Vortex / Vega	1	-	-	4	-	0	-	0	-	0	-	4
2	331	NORRIS Lando	GBR	Fa / Vortex / Vega	4	-	2	-	0	-	0	-	-	2	-	4
3	311	SITNIKOV Nikita	RUS	Tony Kart / Bmb / Vega	2	-	3	-	-	2	-	-	0	-	0	5
4	329	FEWTRELL Max	GBR	Fa / Vortex / Vega	5	0	-	0	-	-	3	-	3	-	-	6
5	330	DARUVALA Jehan	IND	Fa / Vortex / Vega	7	-	0	-	-	8	-	-	2	-	2	12
6	319	THOMPSON Parker	CAN	Energy / Tm / Vega	26	-	-	2	-	5	-	7	-	8	-	22
7	327	TRAVISANUTTO Lorenzo	ITA	Tony Kart / Vortex / Vega	6	-	-	18	-	3	-	2	-	3	-	26
8	344	DARRAS Julien	FRA	Tony Kart / Vortex / Vega	33	2	-	-	6	-	-	8	-	-	11	27
9	325	AHMED Enaam	GBR	Fa / Vortex / Vega	19	-	8	-	2	-	4	-	-	15	-	29
10	302	LORANDI Leonardo	ITA	Tony Kart / Vortex / Vega	22	-	5	-	-	4	-	-	15	-	5	29
11	368	PULCINI Leonardo	ITA	Tony Kart / Vortex / Vega	16	-	-	11	-	11	-	3	-	5	-	30
12	345	VAN LEEUWEN Martijn	NLD	Zanardi / Parilla / Vega	23	12	-	-	3	-	-	6	-	-	10	31
13	323	KARI Niko	FIN	Lh / Bmb / Vega	17	-	4	-	-	22	-	-	5	-	3	34
14	355	BETSCH Mick	DEU	Tony Kart / Vortex / Vega	25	7	-	7	-	-	10	-	11	-	-	35
15	356	SATO Marino	JPN	Praga / Parilla / Vega	30	11	-	6	-	-	11	-	7	-	-	35
16	333	DEFOURNY Max	LUX	Kosmic / Tm / Vega	35	5	-	3	-	-	7	-	21	-	-	36
17	338	VARTANYAN Alexander	RUS	Tony Kart / Vortex / Vega	11	-	-	8	-	6	-	14	-	10	-	38
18	335	SARGEANT Logan	USA	Tony Kart / Vortex / Vega	8	3	-	-	21	-	-	12	-	-	4	40
19	363	RUSSO IGLESIAS Guillermo	ESP	Fa Kart / Vortex / Vega	3	19	-	-	4	-	-	4	-	-	16	43
20	324	RASPATELLI Matteo	BEL	Lh / Bmb / Vega	37	-	10	-	-	12	-	-	8	-	13	43
21	371	PEX Stan	NLD	Crg / Tm / Vega	24	-	11	-	19	-	5	-	-	9	-	44
22	339	ATOEV Vladimir	RUS	Tony Kart / Vortex / Vega	44	-	17	-	8	-	8	-	-	13	-	46
23	359	ALEX	ITA	Dr / Tm / Vega	18	8	-	-	13	-	-	9	-	-	17	47
24	308	AUBRY Gabriel	FRA	Birel / Tm / Vega	12	-	6	-	-	24	-	-	12	-	6	48
25	305	BECKMANN David	DEU	Zanardi / Bmb / Vega	14	-	22	-	5	-	18	-	-	4	-	49
26	350	SEREIA Gabriel	BRA	Pcr / Parilla / Vega	28	14	-	-	17	-	-	10	-	-	8	49
27	362	MONGER Billy	GBR	Crg / Tm / Vega	58	6	-	-	12	-	-	16	-	-	15	49
28	346	ANDRES Keyvan	USA	Zanardi / Parilla / Vega	42	-	16	-	-	19	-	-	4	-	12	51
29	322	SHWARTZMAN Robert	RUS	Crg / Tm / Vega		20	-	10	-	-	12	-	10	-	-	52
30	307	FLORESCU Petru	ROU	Zanardi / Parilla / Vega	32	-	14	-	-	23	-	-	9	-	7	53
31	317	PULL James	SGP	Zanardi / Parilla / Vega	21	-	-	5	-	20	-	22	-	7	-	54
32	340	MARTYNYUK Maxim	RUS	Energy / Tm / Vega	56	-	-	9	-	10	-	17	-	18	-	54
33	306	MAZEPIN Nikita	RUS	Zanardi / Parilla / Vega	34	-	13	-	9	-	22	-	-	11	-	55
34	343	GUVEN Ayhancan	TUR	Top Kart / Parilla / Vega	45	15	-	13	-	-	13	-	14	-	-	55
35	365	GIANNONI Lorenzo	ITA	Tony Kart / Tm / Vega	20	21	-	20	-	-	9	-	6	-	-	56
36	361	HAAPALAINEN Toumas	FIN	Art Gp / Tm / Vega	39	-	12	-	7	-	23	-	-	14	-	56
37	369	CHAIMONGKOL Sasakorn	THA	Art Gp / Tm / Vega	9	-	23	-	22	-	6	-	-	6	-	57
38	364	ELPITIYA Bryan	FRA	Zanardi / Parilla / Vega	31	-	-	27	-	7	-	11	-	12	-	57
39	318	VALTONEN Isac	SWE	Energy / Tm / Vega	52	-	19	-	-	13	-	-	13	-	14	59
40	360	LLOVERAS Xavier	ESP	Crg / Parilla / Vega	51	-	-	16	-	14	-	13	-	17	-	60
41	328	BALE Tom	ARE	Fa / Vortex / Vega	15	9	-	27	-	-	2	-	24	-	-	62
42	354	KISELEV Kirill	RUS	Tony Kart / Parilla / Vega	49	-	15	-	14	-	17	-	-	16	-	62
43	337	FLOERSCH Sophia	DEU	Tony Kart / Vortex / Vega	10	4	-	27	-	-	15	-	17	-	-	63
44	310	DE FRANCESCO Devlin	USA	Crg / Vortex / Vega	29	-	9	-	15	-	19	-	-	20	-	63
45	303	MAINI Arjun	IND	Tony Kart / Vortex / Vega	36	-	-	15	-	9	-	18	-	21	-	63
46	332	POLLARA Alessio	ITA	Energy / Tm / Vega	38	13	-	-	10	-	-	21	-	-	19	63
47	351	MOSCA Tommaso	ITA	Tony Kart / Bmb / Vega	13	23	-	-	11	-	-	5	-	-	26	65
48	309	LEHOUCK Arthur	FRA	Lenzo / Lke / Vega	27	-	7	-	-	21	-	-	19	-	18	65


KFJ
Qualifying Heats (QH)
Document 35
Results

Subject to scrutineering & sporting investigations

Rnk	No.	Driver	Nat	Equipment	QP	C-E	B-D	A-E	C-D	A-B	D-E	A-C	B-E	A-D	B-C	Points
49	320	SETTE CAMARA Sergio San		Art Gp / Tm / Vega	50	10	-	17	-	-	16	-	23	-	-	66
50	370	SUN Yueyang		Zanardi / Parilla / Vega	48	17	-	-	20	-	-	24	-	-	9	70
51	347	GARCIA Marta		Crg / Parilla / Vega	40	16	-	19	-	-	14	-	22	-	-	71
52	352	VAJDA Andrei		Kali Kart / Parilla / Vega	55	22	-	12	-	-	20	-	18	-	-	72
53	367	STURA Alessandro		Formula K / Lke / Vega	41	-	-	14	-	15	-	23	-	22	-	74
54	358	SANTOS Gomez Lisard		Crg / Parilla / Vega	47	-	20	-	-	16	-	-	16	-	22	74
55	353	SMORODINOV Alexey		Tony Kart / Parilla / Vega	54	-	18	-	16	-	21	-	-	19	-	74
56	314	MARINESCU Alexandra		Dr / Tm / Vega	53	18	-	-	18	-	-	19	-	-	20	75
57	316	ALESI Giuliano		Intrepid / Tm / Vega	57	-	21	-	-	17	-	-	20	-	21	79
58	348	MAZZOLA Pietro		Lh / Bmb / Vega	43	26	-	-	23	-	-	15	-	-	23	87
59	341	BORRELLI Diego		Art Gp / Tm / Vega	46	-	-	27	-	18	-	20	-	23	-	88
60	312	MATVEEV Ivan		Tony Kart / Bmb / Vega		-	26	-	26	-	26	-	-	26	-	104
61	326	TICKTUM Daniel		Fa / Vortex / Vega		-	-	26	-	26	-	26	-	26	-	104


KFJ
Qualifying Heat B-C
Document 34
Results

Subject to scrutineering & sporting investigations

Rnk	No.	Entrant	Nat	Driver	Nat	Equipment	Laps	Gap	Interv.	Best Lap	Points
1	311	Team Komarov		SITNIKOV Nikita		Tony Kart / Bmb / Vega	8			47.751	0
2	330	Ricky Flynn Motorsport		DARUVALA Jehan		Fa / Vortex / Vega	8	1.187	1.187	47.882	2
3	323	Lh Racing Team		KARI Niko		Lh / Bmb / Vega	8	1.297	0.110	47.927	3
4	335	Ward Racing		SARGEANT Logan		Tony Kart / Vortex / Vega	8	1.309	0.012	47.861	4
5	302	Baby Race Srl		LORANDI Leonardo		Tony Kart / Vortex / Vega	8	2.512	1.203	47.784	5
6	308	Birel Motorsport		AUBRY Gabriel		Birel / Tm / Vega	8	2.744	0.232	48.112	6
7	307	Chiesa Corse		FLORESCU Petru		Zanardi / Parilla / Vega	8	4.231	1.487	47.888	7
8	350	Scuderia Pcr		SEREIA Gabriel		Pcr / Parilla / Vega	8	5.448	1.217	48.114	8
9	370	Chiesa Corse		SUN Yueyang		Zanardi / Parilla / Vega	8	8.314	2.866	48.143	9
10	345	Keijzer Racing		VAN LEEUWEN Martijn		Zanardi / Parilla / Vega	8	8.589	0.275	47.965	10
11	344	Lm Karting		DARRAS Julien		Tony Kart / Vortex / Vega	8	8.651	0.062	48.252	11
12	346	Keijzer Racing		ANDRES Keyvan		Zanardi / Parilla / Vega	8	9.159	0.508	48.289	12
13	324	Lh Racing Team		RASPATELLI Matteo		Lh / Bmb / Vega	8	10.817	1.658	48.217	13
14	318	Energy Corse Srl		VALTONEN Isac		Energy / Tm / Vega	8	10.921	0.104	48.125	14
15	362	Forza Racing		MONGER Billy		Crg / Tm / Vega	8	11.069	0.148	47.757	15
16	363	Pablo Russo Piovani		RUSSO IGLESIAS Guillermo		Fa Kart / Vortex / Vega	8	11.086	0.017	47.700	16
17	359	Osella Engineering Srl		ALEX		Dr / Tm / Vega	8	12.672	1.586	48.135	17
18	309	Lenzokart		LEHOUCK Arthur		Lenzo / Lke / Vega	8	17.184	4.512	48.530	18
19	332	Gandolfi Ennio Racing		POLLARA Alessio		Energy / Tm / Vega	8	19.473	2.289	48.309	19
20	314	Dr Racing Kart		MARINESCU Alexandra		Dr / Tm / Vega	8	21.427	1.954	49.282	20
21	316	Intrepid Driver Program		ALESİ Giuliano		Intrepid / Tm / Vega	8	22.643	1.216	49.616	21
22	358	M 2 Racing Karts		SANTOS Gomez Lisard		Crg / Parilla / Vega	7	1 Lap	1 Lap	48.925	22
23	348	Mazzola Antonio		MAZZOLA Pietro		Lh / Bmb / Vega	5	3 Laps	2 Laps	48.517	23

Not Classified

	351	Mosca Diego		MOSCA Tommaso		Tony Kart / Bmb / Vega		DNS			26
--	-----	-------------	--	----------------------	--	------------------------	--	------------	--	--	-----------

Leaders : No.330 DARUVALA Jehan (1-2) / No.311 SITNIKOV Nikita (3-3) / No.323 KARI Niko (4-5) / No.311 SITNIKOV Nikita (6-8)

Start Time : 02/02/2013 - 16:42:14

Best Lap : No.363 RUSSO IGLESIAS Guillermo 47.700 94,33 Kph

Weather : Cloudy Air : 10°C Track : Dry

Event Record : No.301 LORANDI Alessio 46.708 96,34 Kph


KFJ
Qualifying Heat B-C
Lap Chart

For information purposes. No official / regulatory value

	1	2	3	4	5	6	7	8	9	10	11	12	13	14	15	16	17	18	19	20	21	22	23	24
Grid	311	363	330	335	308	351	323	359	302	345	309	350	307	344	324	332	346	348	358	370	318	314	316	362
Start	311	330	308	323	363	302	335	359	345	309	307	350	324	344	346	332	358	348	318	370	314	362	316	
Lap 1 Interval	330	311 0.0	308 0.3	323 0.0	335 0.7	302 1.2	350 0.9	307 0.8	344 0.2	370 0.3	324 0.0	348 0.4	346	358 0.2	318 0.2	345 0.1	363 1.0	362 0.0	314 0.0	359 0.0	316 0.6	309 0.4	332 7.5	
Lap 2	330	311 0.1	323 0.2	308 0.5	335 0.2	302 1.3	350 1.4	307 0.3	344 0.9	370 0.3	324 0.2	346 0.6	345 1.0	318 0.3	363 1.3	362 0.2	359 1.1	309 0.9	316 0.0	314 0.4	332 4.6	348 23.6	358 1.8	
Lap 3	311	323 0.2	330 0.0	308 0.5	335 0.1	302 0.9	307 2.0	350 0.0	344 0.9	370 0.4	324 0.1	346 0.7	345 0.7	318 0.3	363 1.2	362 0.1	359 1.5	309 1.3	316 0.7	314 0.5	332 3.5	348 24.1	358 2.7	
Lap 4	323	311 0.0	330 0.3	308 0.5	335 0.0	302 0.9	307 2.1	350 0.0	344 1.2	370 0.3	324 0.2	346 0.7	345 0.3	318 0.6	363 1.0	362 0.4	359 1.2	309 1.7	316 1.9	314 0.3	332 2.4	348 24.7	358 23.6	
Lap 5	323	311 0.0	330 0.3	335 0.5	308 0.4	302 0.3	307 2.4	350 0.2	344 1.1	370 0.2	324 0.3	346 1.0	345 0.0	318 0.7	363 0.6	362 0.8	359 1.8	309 1.7	316 2.5	314 0.3	332 1.1	348 24.9	358 25.4	
Lap 6	311	323 0.0	330 0.1	335 0.5	308 0.7	302 0.6	307 1.9	350 0.4	370 1.7	344 0.1	324 0.0	345 0.7	346 0.6	318 0.3	363 0.2	362 0.9	359 2.3	309 3.2	316 2.5	314 0.2	332 0.1	358 50.5		
Lap 7	311	330 0.6	323 0.0	335 0.2	308 0.9	302 0.3	307 2.0	350 0.7	344 2.6	370 0.0	345 0.1	324 0.4	346 0.0	363 0.7	318 0.0	362 0.1	359 2.7	309 4.0	332 2.9	314 0.9	316 0.3	358 51.0		
Lap 8	311	330 1.1	323 0.1	335 0.0	302 1.2	308 0.2	307 1.4	350 1.2	370 2.8	345 0.2	344 0.0	346 0.5	324 1.6	318 0.1	362 0.1	363 0.0	359 1.5	309 4.5	332 2.2	314 1.9	316 1.2			


KFJ
Qualifying Heat B-C
Lap Time Analysis

For information purposes. No official / regulatory value

Laps	Sector 1	Sector 2	Sector 3	Lap Time	Laps	Sector 1	Sector 2	Sector 3	Lap Time	Laps	Sector 1	Sector 2	Sector 3	Lap Time
No.302 LORANDI Leonardo					No.314 MARINESCU Alexandra					No.330 DARUVALA Jehan				
1	20.443	18.159	14.574	53.176	1	21.801	19.689	15.489	56.979	1	18.154	18.167	14.645	50.966
2	16.309	17.776	14.458	48.543	2	17.557	20.525	15.111	53.193	2	16.267	17.812	14.435	48.514
3	16.186	17.603	14.384	48.173	3	16.794	18.243	14.741	49.778	3	16.184	17.886	14.915	48.985
4	16.106	17.515	14.447	48.068	4	16.549	18.080	14.876	49.505	4	16.184	17.663	14.475	48.322
5	16.017	17.502	14.304	47.823	5	16.541	17.999	15.085	49.625	5	16.050	17.498	14.346	47.894
6	16.515	17.602	14.359	48.476	6	16.837	18.132	14.745	49.714	6	15.996	17.427	14.459	47.882
7	16.008	17.487	14.289	47.784	7	17.369	17.951	14.785	50.105	7	16.402	17.484	14.315	48.201
8	15.967	17.868	14.401	48.236	8	16.458	17.899	14.925	49.282	8	15.923	17.968	14.575	48.466
No.307 FLORESCU Petru					No.316 ALESI Giuliano					No.332 POLLARA Alessio				
1	20.657	19.112	14.862	54.631	1	21.992	20.011	15.142	57.145	1	32.295	18.872	15.032	1:06.199
2	16.314	17.695	14.540	48.549	2	17.705	19.172	15.143	52.020	2	16.533	17.886	14.672	49.091
3	16.093	17.633	14.673	48.399	3	16.990	17.941	14.685	49.616	3	16.312	17.793	14.539	48.644
4	16.119	17.551	14.560	48.230	4	16.711	18.228	14.811	49.750	4	16.187	17.605	14.572	48.364
5	16.073	17.463	14.519	48.055	5	16.630	18.039	14.957	49.626	5	16.235	17.581	14.532	48.348
6	15.967	17.414	14.585	47.966	6	16.921	18.046	14.884	49.851	6	16.117	17.870	14.791	48.778
7	15.961	17.411	14.564	47.936	7	17.848	18.014	14.788	50.650	7	16.952	17.433	14.547	48.932
8	15.897	17.398	14.593	47.888	8	16.550	17.984	15.622	50.156	8	16.147	17.501	14.661	48.309
No.308 AUBRY Gabriel					No.318 VALTONEN Isac					No.335 SARGEANT Logan				
1	18.437	18.223	14.613	51.273	1	21.839	19.373	14.679	55.891	1	19.085	18.117	14.704	51.906
2	16.832	17.677	14.505	49.014	2	17.884	17.960	14.514	50.358	2	16.398	17.717	14.303	48.418
3	16.263	17.888	14.485	48.636	3	16.338	17.720	14.349	48.407	3	16.350	17.743	14.474	48.567
4	16.138	17.567	14.570	48.275	4	16.308	17.634	14.446	48.388	4	16.272	17.477	14.382	48.131
5	16.475	17.479	14.494	48.448	5	16.210	17.687	14.443	48.340	5	16.244	17.272	14.448	47.964
6	16.163	17.556	14.444	48.163	6	16.183	17.549	14.393	48.125	6	16.033	17.453	14.375	47.861
7	16.177	17.417	14.518	48.112	7	16.200	17.560	15.012	48.772	7	16.116	17.545	14.310	47.971
8	16.175	18.299	14.298	48.772	8	16.195	18.422	15.038	49.655	8	16.062	17.616	14.565	48.243
No.309 LEHOUCK Arthur					No.323 KARI Niko					No.344 DARRAS Julien				
1	24.237	19.351	15.332	58.920	1	18.564	18.155	14.503	51.222	1	20.481	18.871	15.451	54.803
2	17.390	19.143	14.953	51.486	2	16.391	17.681	14.382	48.454	2	16.670	17.873	14.687	49.230
3	16.428	17.806	14.760	48.994	3	16.237	17.721	14.547	48.505	3	16.161	17.734	14.588	48.483
4	16.239	17.714	14.577	48.530	4	16.166	17.397	14.436	47.999	4	16.204	17.722	14.529	48.455
5	16.290	17.656	15.017	48.963	5	16.168	17.301	14.458	47.927	5	16.133	17.525	14.594	48.252
6	16.250	18.762	14.833	49.845	6	16.021	17.277	14.860	48.158	6	16.156	17.739	14.904	48.799
7	16.344	17.832	14.803	48.979	7	16.671	17.523	14.179	48.373	7	16.395	17.950	14.696	49.041
8	16.264	17.858	14.839	48.961	8	16.024	17.612	14.868	48.504	8	16.433	17.526	14.946	48.905
No.311 SITNIKOV Nikita					No.324 RASPATELLI Matteo					No.345 VAN LEEUWEN Martijn				
1	18.456	18.149	14.496	51.101	1	20.739	19.086	15.423	55.248	1	22.459	19.431	14.685	56.575
2	16.401	17.814	14.410	48.625	2	16.840	17.913	14.578	49.331	2	17.261	17.872	14.729	49.862
3	16.198	17.867	14.419	48.484	3	16.364	17.726	14.469	48.559	3	16.346	17.611	14.450	48.407
4	16.175	17.488	14.637	48.300	4	16.323	17.643	14.508	48.474	4	16.247	17.425	14.355	48.027
5	16.242	17.380	14.305	47.927	5	16.226	17.494	14.497	48.217	5	16.175	17.661	14.415	48.251
6	16.084	17.406	14.554	48.044	6	16.103	17.692	14.490	48.285	6	16.253	17.373	14.339	47.965
7	16.022	17.376	14.353	47.751	7	16.414	17.717	15.500	49.631	7	16.102	17.699	14.609	48.410
8	16.027	17.415	14.443	47.885	8	16.793	18.550	15.079	50.422	8	16.310	17.608	14.709	48.627



KFJ

Qualifying Heat B-C

Lap Time Analysis

For information purposes. No official / regulatory value

Laps	Sector 1	Sector 2	Sector 3	Lap Time
No.346 ANDRES Keyvan				
1	21.713	19.011	14.919	55.643
2	17.003	17.885	14.655	49.543
3	16.364	17.691	14.554	48.609
4	16.222	17.723	14.579	48.524
5	16.172	17.804	14.559	48.535
6	16.628	17.480	14.487	48.595
7	16.239	17.473	14.577	48.289
8	16.509	17.511	14.685	48.705

Laps	Sector 1	Sector 2	Sector 3	Lap Time
No.348 MAZZOLA Pietro				
1	20.904	19.404	15.094	55.402
2	48.023	20.206	15.113	1:23.342
3	16.463	17.890	14.847	49.200
4	16.405	17.798	14.757	48.960
5	16.285	17.567	14.665	48.517

Laps	Sector 1	Sector 2	Sector 3	Lap Time
No.350 SEREIA Gabriel				
1	20.429	18.502	14.819	53.750
2	16.549	17.823	14.666	49.038
3	16.225	17.682	14.912	48.819
4	16.334	17.520	14.379	48.233
5	16.222	17.549	14.504	48.275
6	16.061	17.560	14.493	48.114
7	16.196	17.530	14.571	48.297
8	16.152	17.573	14.590	48.315

Laps	Sector 1	Sector 2	Sector 3	Lap Time
No.358 SANTOS Gomez Lisard				
1	21.177	19.018	15.533	55.728
2	48.925	20.982	15.078	1:24.985
3	16.990	17.982	15.043	50.015
4	20.401	28.708	20.787	1:09.896
5	17.716	17.861	14.769	50.346
6	16.378	17.731	14.816	48.925
7	16.592	18.501	15.635	50.728

Laps	Sector 1	Sector 2	Sector 3	Lap Time
No.359 ALEX				
1	23.259	19.625	15.045	57.929
2	17.805	19.194	14.712	51.711
3	16.312	17.782	14.500	48.594
4	16.083	17.581	14.471	48.135
5	16.097	17.990	14.822	48.909
6	16.112	17.616	14.587	48.315
7	16.095	17.533	14.544	48.172
8	16.035	17.743	14.769	48.547

Laps	Sector 1	Sector 2	Sector 3	Lap Time
No.362 MONGER Billy				
1	21.846	19.685	15.117	56.648
2	17.269	19.002	14.461	50.732
3	16.175	17.675	14.329	48.179

Laps	Sector 1	Sector 2	Sector 3	Lap Time
4	16.338	17.698	14.429	48.465
5	16.025	17.858	14.443	48.326
6	15.967	17.450	14.405	47.822
7	15.986	17.416	14.355	47.757
8	16.403	18.206	15.053	49.662

Laps	Sector 1	Sector 2	Sector 3	Lap Time
No.363 RUSSO IGLESIAS Guillermo				
1	23.009	19.669	15.202	57.880
2	17.434	18.442	14.672	50.548
3	16.144	17.720	14.476	48.340
4	16.034	17.590	14.521	48.145
5	16.002	17.455	14.480	47.937
6	15.899	17.429	14.372	47.700
7	16.224	17.414	14.818	48.456
8	16.105	18.883	14.923	49.911

Laps	Sector 1	Sector 2	Sector 3	Lap Time
No.370 SUN Yueyang				
1	20.594	19.022	15.196	54.812
2	16.616	17.859	14.703	49.178
3	16.254	17.834	14.548	48.636
4	16.190	17.680	14.497	48.367
5	16.196	17.545	14.402	48.143
6	16.070	17.744	14.612	48.426
7	16.758	17.870	14.544	49.172
8	16.150	17.580	14.812	48.542



























KFJ

Qualifying Heat B-C

Document 24

Starting Grid

Subject to scrutineering & sporting investigations

316	ALESI Giuliano Intrepid / Tm / Vega		12	362	MONGER Billy Crg / Tm / Vega	
318	VALTONEN Isac Energy / Tm / Vega		11	314	MARINESCU Alexandra Dr / Tm / Vega	
358	SANTOS Gomez Lisard Crg / Parilla / Vega		10	370	SUN Yueyang Zanardi / Parilla / Vega	
346	ANDRES Keyvan Zanardi / Parilla / Vega		9	348	MAZZOLA Pietro Lh / Bmb / Vega	
324	RASPATELLI Matteo Lh / Bmb / Vega		8	332	POLLARA Alessio Energy / Tm / Vega	
307	FLORESCU Petru Zanardi / Parilla / Vega		7	344	DARRAS Julien Tony Kart / Vortex / Vega	
309	LEHOUCK Arthur Lenzo / Lke / Vega		6	350	SEREIA Gabriel Pcr / Parilla / Vega	
302	LORANDI Leonardo Tony Kart / Vortex / Vega		5	345	VAN LEEUWEN Martijn Zanardi / Parilla / Vega	
323	KARI Niko Lh / Bmb / Vega		4	359	ALEX Dr / Tm / Vega	
308	AUBRY Gabriel Birel / Tm / Vega		3	351	MOSCA Tommaso Tony Kart / Bmb / Vega	
330	DARUVALA Jehan Fa / Vortex / Vega		2	335	SARGEANT Logan Tony Kart / Vortex / Vega	
311	SITNIKOV Nikita Tony Kart / Bmb / Vega		1	363	RUSSO IGLESIAS Guillermo Fa Kart / Vortex / Vega	

POLE POSITION




KFJ
Qualifying Heat A-D
Document 33
Results

Subject to scrutineering & sporting investigations

Rnk	No.	Entrant	Nat	Driver	Nat	Equipment	Laps	Gap	Interv.	Best Lap	Points
1	301	Baby Race Srl	ITA	LORANDI Alessio	ITA	Tony Kart / Vortex / Vega	8			47.596	0
2	331	Ricky Flynn Motorsport	GBR	NORRIS Lando	GBR	Fa / Vortex / Vega	8	3.014	3.014	47.855	2
3	327	Travisanutto Fabrizio	ITA	TRAVISANUTTO Lorenzo	ITA	Tony Kart / Vortex / Vega	8	3.100	0.086	47.785	3
4	305	Keijzer Racing	NLD	BECKMANN David	DEU	Zanardi / Bmb / Vega	8	4.602	1.502	47.937	4
5	368	Morsicani Racing	ITA	PULCINI Leonardo	ITA	Tony Kart / Vortex / Vega	8	4.769	0.167	47.734	5
6	369	Millennium Motorsport	GBR	CHAIMONGKOL Sasakorn	THA	Art Gp / Tm / Vega	8	5.159	0.390	47.815	6
7	317	Team Oakes	GBR	PULL James	SGP	Zanardi / Parilla / Vega	8	6.182	1.023	47.785	7
8	319	Energy Corse Srl	ITA	THOMPSON Parker	CAN	Energy / Tm / Vega	8	6.797	0.615	48.190	8
9	371	Crg Holland	NLD	PEX Stan	NLD	Crg / Tm / Vega	8	7.031	0.234	47.844	9
10	338	Ward Racing	SWE	VARTANYAN Alexander	RUS	Tony Kart / Vortex / Vega	8	7.184	0.153	47.431	10
11	306	Chiesa Corse	ITA	MAZEPIN Nikita	RUS	Zanardi / Parilla / Vega	8	8.321	1.137	48.051	11
12	364	Chiesa Corse	ITA	ELPITIYA Bryan	ERI	Zanardi / Parilla / Vega	8	9.014	0.693	48.178	12
13	339	Ward Racing	SWE	ATOEV Vladimir	RUS	Tony Kart / Vortex / Vega	8	9.464	0.450	47.828	13
14	361	Art Grand Prix	ITA	HAAPALAINEN Toumas	FIN	Art Gp / Tm / Vega	8	11.374	1.910	48.152	14
15	325	Ricky Flynn Motorsport	GBR	AHMED Enaam	GBR	Fa / Vortex / Vega	8	11.662	0.288	47.771	15
16	354	Ab Motorsport Racing Team	ITA	KISELEV Kirill	RUS	Tony Kart / Parilla / Vega	8	11.875	0.213	48.252	16
17	360	M 2 Racing Karts	ESP	LLOVERAS Xavier	ESP	Crg / Parilla / Vega	8	13.333	1.458	48.222	17
18	340	Energy Germany Jedi Racing	DEU	MARTYNYUK Maxim	RUS	Energy / Tm / Vega	8	13.943	0.610	48.596	18
19	353	Ab Motorsport Racing Team	ITA	SMORODINOV Alexey	RUS	Tony Kart / Parilla / Vega	8	14.054	0.111	48.395	19
20	310	Dfr	USA	DE FRANCESCO Devlin	USA	Crg / Vortex / Vega	8	14.511	0.457	48.025	20
21	303	Baby Race Srl	ITA	MAINI Arjun	IND	Tony Kart / Vortex / Vega	8	15.170	0.659	48.057	21
22	367	Formula K Srl	ITA	STURA Alessandro	ITA	Formula K / Lke / Vega	8	16.628	1.458	47.998	22
23	341	Art Grand Prix	ITA	BORRELLI Diego	VEN	Art Gp / Tm / Vega	8	20.382	3.754	48.537	23

Not Classified

	312	Team Komarov	RUS	MATVEEV Ivan	RUS	Tony Kart / Bmb / Vega		DNS			26
	326	Ricky Flynn Motorsport	GBR	TICKTUM Daniel	GBR	Fa / Vortex / Vega		DNS			26

Leaders : No.301 LORANDI Alessio (1-8)

Start Time : 02/02/2013 - 16:27:20

Best Lap : No.338 VARTANYAN Alexander 47.431 94,87 Kph

Weather : Cloudy Air : 16°C Track : Dry

Event Record : No.301 LORANDI Alessio 46.708 96,34 Kph



KFJ

Qualifying Heat A-D

Lap Chart

For information purposes. No official / regulatory value

	1	2	3	4	5	6	7	8	9	10	11	12	13	14	15	16	17	18	19	20	21	22	23	24	25
Grid	301	331	327	369	338	305	368	325	317	371	319	310	364	306	303	361	367	339	341	354	360	353	340	312	326
Start	301	327	331	338	369	368	317	305	319	325	371	310	306	364	361	303	339	367	341	360	340	353	354		
Lap 1 Interval	301	327 0.3	331 0.2	369 1.1	338 0.3	305 0.0	338 0.5	319 0.1	364 0.3	317 0.5	371 0.1	306 0.4	339 0.2	340 0.5	360 0.0	325 0.1	354 0.3	361 0.5	353 0.2	310 3.0	303 2.0	367 1.0	341 1.6		
Lap 2	301	327 0.5	331 0.1	369 1.6	305 0.3	368 0.3	319 0.2	364 0.7	317 0.5	371 0.5	306 0.1	339 0.0	340 0.0	338 0.1	354 0.6	361 0.5	353 0.1	325 1.8	360 0.2	310 0.8	303 2.0	367 1.3	341 1.8		
Lap 3	301	331 0.8	327 0.5	369 1.3	305 0.1	368 0.3	319 0.4	364 0.9	317 0.0	371 0.8	306 0.2	338 0.8	354 0.2	339 0.2	361 0.5	340 0.5	353 0.1	325 0.8	360 0.4	310 0.2	303 2.1	367 1.7	341 2.0		
Lap 4	301	331 1.0	327 0.6	369 1.4	305 0.0	368 0.1	319 0.8	317 0.8	364 0.4	371 0.2	306 0.1	338 0.6	354 0.5	339 0.3	361 0.9	340 0.5	353 0.3	325 0.3	310 0.6	360 0.1	303 2.0	367 1.9	341 2.2		
Lap 5	301	331 1.3	327 0.5	305 1.8	368 0.4	369 0.4	319 0.0	317 0.5	371 1.1	306 0.2	364 0.0	338 0.0	354 1.4	339 0.0	361 0.6	340 0.9	325 0.4	353 0.1	310 0.0	360 0.4	303 1.7	367 2.3	341 2.3		
Lap 6	301	331 1.4	327 0.2	305 2.1	368 0.5	369 0.1	319 0.3	317 0.2	371 1.2	306 0.4	338 0.1	364 0.6	339 0.8	354 0.5	361 0.6	325 0.8	340 0.1	310 0.5	360 0.2	353 0.4	303 0.9	367 2.5	341 2.5		
Lap 7	301	331 1.7	327 0.1	305 2.3	368 0.3	369 0.2	317 1.1	319 0.1	371 0.6	338 0.5	306 0.5	364 0.5	339 0.8	354 0.8	361 0.3	325 0.5	360 1.4	340 0.2	353 0.2	310 0.3	303 0.4	367 2.5	341 3.0		
Lap 8	301	331 3.0	327 0.0	305 1.5	368 0.1	369 0.3	317 1.0	319 0.6	371 0.2	338 0.1	306 1.1	364 0.6	339 0.4	361 1.9	325 0.2	354 0.2	360 1.4	340 0.6	353 0.1	310 0.4	303 0.6	367 1.4	341 3.7		


KFJ
Qualifying Heat A-D
Lap Time Analysis

For information purposes. No official / regulatory value

Laps	Sector 1	Sector 2	Sector 3	Lap Time	Laps	Sector 1	Sector 2	Sector 3	Lap Time	Laps	Sector 1	Sector 2	Sector 3	Lap Time
No.301 LORANDI Alessio					No.317 PULL James					No.338 VARTANYAN Alexander				
1	17.477	18.173	14.772	50.422	1	20.232	18.509	14.810	53.551	1	19.582	18.512	14.659	52.753
2	16.557	17.777	14.506	48.840	2	16.489	18.490	14.664	49.643	2	17.049	19.277	15.305	51.631
3	16.166	17.579	14.529	48.274	3	16.242	17.692	14.503	48.437	3	17.095	17.696	14.590	49.381
4	16.139	17.357	14.440	47.936	4	16.290	17.480	14.545	48.315	4	16.156	17.450	14.340	47.946
5	15.996	17.323	14.421	47.740	5	16.112	17.442	14.362	47.916	5	16.050	17.472	14.421	47.943
6	16.020	17.500	14.404	47.924	6	15.979	17.529	14.457	47.965	6	16.356	17.622	14.360	48.338
7	15.981	17.289	14.326	47.596	7	16.168	17.727	14.482	48.377	7	15.994	17.514	14.266	47.774
8	16.003	17.249	14.434	47.686	8	15.909	17.354	14.522	47.785	8	15.838	17.253	14.340	47.431
No.303 MAINI Arjun					No.319 THOMPSON Parker					No.339 ATOEV Vladimir				
1	26.858	18.926	14.908	1:00.692	1	19.586	18.477	14.525	52.588	1	20.353	18.732	14.585	53.670
2	16.691	17.989	14.558	49.238	2	16.795	17.987	14.453	49.235	2	16.622	18.411	14.605	49.638
3	16.133	17.779	14.539	48.451	3	16.349	17.786	14.601	48.736	3	17.138	17.750	15.262	50.150
4	16.225	17.685	14.417	48.327	4	16.279	17.724	14.462	48.465	4	16.222	17.662	14.430	48.314
5	16.099	17.510	14.448	48.057	5	16.242	17.604	14.393	48.239	5	16.156	17.528	14.794	48.478
6	16.070	17.668	14.544	48.282	6	16.183	17.599	14.408	48.190	6	16.430	17.510	14.375	48.315
7	16.179	17.687	14.378	48.244	7	16.283	18.129	14.432	48.844	7	16.240	17.600	14.372	48.212
8	17.015	17.633	14.426	49.074	8	16.197	17.568	14.445	48.210	8	15.916	17.569	14.343	47.828
No.305 BECKMANN David					No.325 AHMED Enaam					No.340 MARTYNYUK Maxim				
1	19.112	18.151	14.710	51.973	1	20.790	19.568	14.626	54.984	1	20.642	18.628	14.719	53.989
2	16.831	17.842	14.629	49.302	2	19.129	18.640	14.568	52.337	2	16.672	18.027	14.469	49.168
3	16.327	17.690	14.471	48.488	3	16.294	17.947	14.515	48.756	3	17.623	18.792	14.815	51.230
4	16.225	17.616	14.468	48.309	4	16.170	17.784	14.388	48.342	4	16.488	17.680	14.428	48.596
5	16.294	17.444	14.495	48.233	5	16.099	17.691	14.645	48.435	5	16.334	17.784	14.545	48.663
6	16.142	17.443	14.556	48.141	6	16.059	17.676	14.602	48.337	6	16.356	17.732	14.875	48.963
7	16.115	17.341	14.481	47.937	7	16.009	17.471	14.291	47.771	7	16.305	17.673	15.316	49.294
8	16.122	17.337	14.537	47.996	8	16.091	17.702	14.577	48.370	8	16.358	17.733	14.866	48.957
No.306 MAZEPIN Nikita					No.327 TRAVISANUTTO Lorenzo					No.341 BORRELLI Diego				
1	20.284	18.639	14.838	53.761	1	17.506	18.218	14.724	50.448	1	29.560	18.735	14.997	1:03.292
2	16.560	18.538	14.701	49.799	2	16.715	17.720	14.648	49.083	2	16.595	18.030	15.067	49.692
3	16.477	17.743	14.549	48.769	3	16.747	17.765	14.635	49.147	3	16.452	17.921	14.803	49.176
4	16.195	17.545	14.404	48.144	4	16.207	17.569	14.491	48.267	4	16.253	17.838	14.595	48.686
5	16.177	17.556	14.761	48.494	5	15.985	17.435	14.453	47.873	5	16.164	17.809	14.564	48.537
6	16.183	17.645	14.455	48.283	6	15.958	17.374	14.472	47.804	6	16.202	17.769	14.679	48.650
7	16.028	18.022	14.426	48.476	7	15.970	17.423	14.392	47.785	7	16.274	17.753	14.676	48.703
8	16.036	17.472	14.543	48.051	8	16.040	18.191	14.606	48.837	8	16.299	17.781	14.662	48.742
No.310 DE FRANCESCO Devlin					No.331 NORRIS Lando					No.353 SMORODINOV Alexey				
1	25.996	18.425	14.573	58.994	1	17.813	18.282	14.608	50.703	1	21.256	19.173	14.881	55.310
2	16.524	18.179	14.522	49.225	2	16.582	17.852	14.483	48.917	2	16.687	17.993	14.637	49.317
3	16.339	17.554	14.459	48.352	3	16.379	17.627	14.499	48.505	3	16.480	18.314	15.051	49.845
4	16.333	17.537	14.441	48.311	4	16.147	17.577	14.388	48.112	4	16.532	17.836	14.443	48.811
5	16.129	17.435	14.461	48.025	5	16.122	17.446	14.446	48.014	5	16.113	17.859	14.929	48.901
6	16.453	17.857	14.562	48.872	6	16.068	17.473	14.528	48.069	6	16.421	17.840	15.306	49.567
7	16.165	17.415	15.775	49.355	7	16.027	17.451	14.377	47.855	7	16.337	17.563	14.495	48.395
8	17.003	17.476	14.418	48.897	8	16.096	18.108	14.745	48.949	8	16.288	17.669	14.817	48.774



KFJ

Qualifying Heat A-D

Lap Time Analysis

For information purposes. No official / regulatory value


Laps	Sector 1	Sector 2	Sector 3	Lap Time	Laps	Sector 1	Sector 2	Sector 3	Lap Time
No.354 KISELEV Kirill					No.368 PULCINI Leonardo				
1	20.833	18.748	14.847	54.428	1	19.100	18.060	14.903	52.063
2	16.878	17.800	14.685	49.363	2	17.292	17.846	14.620	49.758
3	16.635	17.703	14.708	49.046	3	16.319	17.708	14.444	48.471
4	16.272	17.502	14.478	48.252	4	16.233	17.519	14.321	48.073
5	16.161	17.673	14.938	48.772	5	16.709	17.474	14.377	48.560
6	16.616	17.596	14.747	48.959	6	16.186	17.678	14.372	48.236
7	16.123	17.688	14.630	48.441	7	16.077	17.315	14.342	47.734
8	16.141	18.300	14.975	49.416	8	15.995	17.355	14.453	47.803
No.360 LLOVERAS Xavier					No.369 CHAIMONGKOL Sasakorn				
1	20.371	18.775	15.030	54.176	1	18.500	18.296	14.944	51.740
2	19.456	18.610	14.632	52.698	2	16.618	18.034	14.719	49.371
3	16.415	17.831	14.711	48.957	3	16.282	17.735	14.695	48.712
4	16.388	17.528	14.736	48.652	4	16.224	17.572	14.579	48.375
5	16.306	17.466	14.569	48.341	5	17.040	17.578	14.601	49.219
6	16.358	17.666	14.634	48.658	6	15.966	17.600	14.396	47.962
7	16.144	17.483	14.595	48.222	7	15.986	17.454	14.375	47.815
8	16.209	17.548	14.878	48.635	8	16.053	17.453	14.416	47.922
No.361 HAAPALAINEN Toumas					No.371 PEX Stan				
1	21.412	18.959	15.044	55.415	1	20.259	18.438	14.766	53.463
2	16.507	18.067	14.800	49.374	2	16.743	18.609	14.759	50.111
3	16.428	18.191	14.687	49.306	3	16.317	17.834	14.537	48.688
4	16.256	17.780	14.625	48.661	4	16.227	17.480	14.502	48.209
5	16.146	17.544	14.533	48.223	5	16.173	17.547	14.640	48.360
6	16.340	17.948	14.591	48.879	6	16.134	17.476	14.475	48.085
7	16.098	17.689	14.365	48.152	7	16.089	17.416	14.363	47.868
8	16.046	17.957	14.585	48.588	8	16.032	17.377	14.435	47.844
No.364 ELPITIYA Bryan									
1	19.539	18.519	14.564	52.622					
2	16.665	18.274	14.682	49.621					
3	16.474	17.751	14.747	48.972					
4	16.550	17.617	14.656	48.823					
5	16.164	17.697	15.118	48.979					
6	16.336	18.087	14.567	48.990					
7	16.141	17.537	14.578	48.256					
8	16.057	17.559	14.562	48.178					
No.367 STURA Alessandro									
1	28.161	18.565	14.925	1:01.651					
2	16.733	17.947	14.841	49.521					
3	16.425	17.715	14.770	48.910					
4	16.242	17.568	14.719	48.529					
5	16.184	17.508	14.711	48.403					
6	16.193	17.506	14.807	48.506					
7	16.204	17.484	14.534	48.222					
8	16.064	17.404	14.530	47.998					


KFJ
Qualifying Heat A-D
Document 23
Starting Grid

Subject to scrutineering & sporting investigations

326	TICKTUM Daniel Fa / Vortex / Vega		13	312	MATVEEV Ivan Tony Kart / Bmb / Vega	
340	MARTYNYUK Maxim Energy / Tm / Vega		12	353	SMORODINOV Alexey Tony Kart / Parilla / Vega	
360	LLOVERAS Xavier Crg / Parilla / Vega		11	354	KISELEV Kirill Tony Kart / Parilla / Vega	
341	BORRELLI Diego Art Gp / Tm / Vega		10	339	ATOEV Vladimir Tony Kart / Vortex / Vega	
367	STURA Alessandro Formula K / Lke / Vega		9	361	HAAPALAINEN Toumas Art Gp / Tm / Vega	
303	MAINI Arjun Tony Kart / Vortex / Vega		8	306	MAZEPIN Nikita Zanardi / Parilla / Vega	
364	ELPITIYA Bryan Zanardi / Parilla / Vega		7	310	DE FRANCESCO Devlin Crg / Vortex / Vega	
319	THOMPSON Parker Energy / Tm / Vega		6	371	PEX Stan Crg / Tm / Vega	
317	PULL James Zanardi / Parilla / Vega		5	325	AHMED Enaam Fa / Vortex / Vega	
368	PULCINI Leonardo Tony Kart / Vortex / Vega		4	305	BECKMANN David Zanardi / Bmb / Vega	
338	VARTANYAN Alexander Tony Kart / Vortex / Vega		3	369	CHAIMONGKOL Sasakorn Art Gp / Tm / Vega	
327	TRAVISANUTTO Lorenzo Tony Kart / Vortex / Vega		2	331	NORRIS Lando Fa / Vortex / Vega	
301	LORANDI Alessio Tony Kart / Vortex / Vega		1			

POLE POSITION




KFJ
Qualifying Heat B-E
Document 32.1
Results

Subject to scrutineering & sporting investigations

Rnk	No.	Entrant	Nat	Driver	Nat	Equipment	Laps	Gap	Interv.	Best Lap	Penalty	Points
1	311	Team Komarov		SITNIKOV Nikita		Tony Kart / Bmb / Vega	8			47.657		0
2	330	Ricky Flynn Motorsport		DARUVALA Jehan		Fa / Vortex / Vega	8	0.613	0.613	47.561		2
3	329	Ricky Flynn Motorsport		FEWTRELL Max		Fa / Vortex / Vega	8	1.778	1.165	47.627		3
4	346	Keijzer Racing		ANDRES Keyvan		Zanardi / Parilla / Vega	8	5.032	3.254	48.111		4
5	323	Lh Racing Team		KARI Niko		Lh / Bmb / Vega	8	6.102	1.070	47.503	+5.000	5
6	365	Giannoni Maurizio		GIANNONI Lorenzo		Tony Kart / Tm / Vega	8	6.297	0.195	47.736		6
7	356	Praga Kart Racing		SATO Marino		Praga / Parilla / Vega	8	7.307	1.010	47.731		7
8	324	Lh Racing Team		RASPATELLI Matteo		Lh / Bmb / Vega	8	7.566	0.259	47.958		8
9	307	Chiesa Corse		FLORESCU Petru		Zanardi / Parilla / Vega	8	7.627	0.061	47.774		9
10	322	Forza Racing		SHWARTZMAN Robert		Crg / Tm / Vega	8	9.911	2.284	47.897		10
11	355	Tony Kart Racing Team		BETSCH Mick		Tony Kart / Vortex / Vega	8	10.763	0.852	48.185		11
12	308	Birel Motorsport		AUBRY Gabriel		Birel / Tm / Vega	8	10.955	0.192	47.386		12
13	318	Energy Corse Srl		VALTONEN Isac		Energy / Tm / Vega	8	11.299	0.344	47.996		13
14	343	Comer Spa		GUVEN Ayhancan		Top Kart / Parilla / Vega	8	11.625	0.326	48.040		14
15	302	Baby Race Srl		LORANDI Leonardo		Tony Kart / Vortex / Vega	8	12.066	0.441	47.735		15
16	358	M 2 Racing Karts		SANTOS Gomez Lisard		Crg / Parilla / Vega	8	13.982	1.916	48.248		16
17	337	Ward Racing		FLOERSCH Sophia		Tony Kart / Vortex / Vega	8	15.417	1.435	47.596		17
18	352	Go Kart Team		VAJDA Andrei		Kali Kart / Parilla / Vega	8	15.444	0.027	48.540		18
19	309	Lenzokart		LEHOUCK Arthur		Lenzo / Lke / Vega	8	20.255	4.811	47.864		19
20	316	Intrepid Driver Program		ALESI Giuliano		Intrepid / Tm / Vega	8	21.704	1.449	49.200		20
21	333	Defourny Didier		DEFOURNY Max		Kosmic / Tm / Vega	8	31.183	9.479	50.952		21
22	347	M2 Racing Karts		GARCIA Marta		Crg / Parilla / Vega	7	1 Lap	1 Lap	48.092		22
23	320	Art Grand Prix		SETTE CAMARA Sergio S		Art Gp / Tm / Vega	5	3 Laps	2 Laps	48.265		23
24	328	Ricky Flynn Motorsport		BALE Tom		Fa / Vortex / Vega	3	5 Laps	2 Laps	47.390		24

Leaders : No.311 SITNIKOV Nikita (1-8)

Start Time : 02/02/2013 - 14:40:09

Best Lap : No.308 AUBRY Gabriel 47.386 94,96 Kph

Weather : Slightly cloudy Air : 16°C Track : Dry

Event Record : No.301 LORANDI Alessio 46.708 96,34 Kph


KFJ
Qualifying Heat B-E
Lap Chart

For information purposes. No official / regulatory value

	1	2	3	4	5	6	7	8	9	10	11	12	13	14	15	16	17	18	19	20	21	22	23	24
Grid	311	329	330	337	308	328	323	365	302	355	309	356	307	333	324	347	346	343	358	320	318	352	316	322
Start	311	329	330	308	323	337	302	309	328	307	365	324	346	358	355	318	356	333	347	316	343	352	320	322
Lap 1 Interval	311	330 0.4	329 1.0	323 0.0	337 0.3	346 0.2	328 0.1	324 0.4	307 0.8	358 0.2	318 0.0	365 0.0	356 0.2	355 0.7	333 1.0	322 0.2	347 0.3	352 0.0	320 0.0	343 0.0	309 0.1	308 0.3	316 0.7	302 2.6
Lap 2	311	330 0.4	323 1.0	329 0.3	337 0.3	328 0.4	346 0.0	324 0.1	307 0.7	365 0.7	356 0.4	358 0.7	355 0.0	318 0.2	322 0.4	347 0.2	320 1.1	343 0.0	309 0.2	352 0.8	308 0.4	302 1.1	333 0.0	316 0.6
Lap 3	311	330 0.2	323 0.9	329 0.1	337 0.2	328 0.2	346 0.8	324 0.0	307 0.5	365 0.6	356 0.4	355 1.6	318 0.0	322 0.3	347 0.0	358 0.3	343 1.1	309 0.5	320 0.3	308 0.5	352 0.2	302 0.3	316 2.1	333 1.0
Lap 4	311	330 0.3	323 0.6	329 0.2	346 2.0	324 0.1	307 0.1	365 0.4	356 0.7	355 2.1	347 0.3	322 0.2	318 0.7	358 0.4	343 0.3	309 0.4	308 0.5	320 0.1	352 0.6	302 0.1	337 2.1	316 0.7	333 3.2	
Lap 5	311	330 0.4	323 0.3	329 0.3	346 2.5	307 0.3	324 0.0	365 0.2	356 0.5	355 2.4	322 0.4	347 0.0	318 0.5	358 0.6	343 0.2	309 0.2	308 0.0	320 0.9	302 0.3	352 1.2	337 1.5	316 1.9	333 4.9	
Lap 6	311	330 0.2	323 0.3	329 0.8	346 2.7	365 0.8	324 0.0	307 0.0	356 0.2	355 2.7	322 0.0	318 1.0	343 0.8	358 0.1	308 0.1	309 0.4	302 0.6	347 0.0	352 1.4	337 1.3	316 3.3	333 6.4		
Lap 7	311	330 0.2	323 0.2	329 1.1	346 2.9	365 1.2	324 0.3	356 0.1	307 0.1	322 3.2	355 0.2	318 0.0	343 0.3	308 0.1	309 1.1	302 0.2	358 0.1	347 0.2	352 1.7	337 0.9	316 4.9	333 7.8		
Lap 8	311	330 0.6	323 0.4	329 0.6	346 3.2	365 1.2	356 1.0	324 0.2	307 0.0	322 2.2	355 0.8	308 0.1	318 0.3	343 0.3	302 0.4	358 1.9	337 1.4	352 0.0	309 4.8	316 1.4	333 9.4			


KFJ
Qualifying Heat B-E
Lap Time Analysis

For information purposes. No official / regulatory value

Laps	Sector 1	Sector 2	Sector 3	Lap Time
No.302 LORANDI Leonardo				
1	28.012	18.159	14.605	1:00.776
2	16.273	17.621	14.525	48.419
3	16.126	17.284	14.325	47.735
4	16.129	17.715	14.619	48.463
5	16.167	17.384	14.324	47.875
6	16.005	17.659	14.556	48.220
7	15.932			48.121
8	15.976			47.893

Laps	Sector 1	Sector 2	Sector 3	Lap Time
No.307 FLORESCU Petru				
1	20.234	18.436	14.938	53.608
2	16.399	17.664	14.510	48.573
3	15.968	17.423	14.383	47.774
4	16.063	17.659	14.327	48.049
5	16.354	17.441	14.382	48.177
6	17.007	17.213	14.563	48.783
7	16.665	18.065	14.372	49.102
8	16.464			48.819

Laps	Sector 1	Sector 2	Sector 3	Lap Time
No.308 AUBRY Gabriel				
1	18.398	18.553	20.601	57.552
2	17.646	18.114	14.903	50.663
3	16.137	17.468	14.705	48.310
4	16.031	17.822	14.329	48.182
5	15.792	17.312	14.282	47.386
6	16.657	17.573	14.232	48.462
7	16.378	17.249	14.208	47.835
8	16.463			48.190

Laps	Sector 1	Sector 2	Sector 3	Lap Time
No.309 LEHOUCK Arthur				
1	23.376	18.881	14.676	56.933
2	17.278	17.910	14.456	49.644
3	16.356	17.928	14.465	48.749
4	16.227	17.866	14.473	48.566
5	15.922	17.443	14.499	47.864
6	16.948	17.769	14.244	48.961
7	16.363	17.580	14.629	48.572
8	16.116			56.313

Laps	Sector 1	Sector 2	Sector 3	Lap Time
No.311 SITNIKOV Nikita				
1	18.200	17.861	14.541	50.602
2	16.542	17.536	14.399	48.477
3	16.158	17.586	14.377	48.121
4	15.990	17.348	14.386	47.724
5	15.903	17.403	14.430	47.736
6	16.003	17.410	14.375	47.788
7	16.004	17.325	14.336	47.665
8	15.891			47.657

Laps	Sector 1	Sector 2	Sector 3	Lap Time
No.316 ALESI Giuliano				
1	22.061	19.874	15.109	57.044
2	17.231	18.181	16.324	51.736
3	16.599	17.960	14.707	49.266
4	16.489	18.056	14.655	49.200
5	16.875	17.977	14.801	49.653
6	16.690	18.123	14.967	49.780
7	16.717			49.813
8	16.608			49.594

Laps	Sector 1	Sector 2	Sector 3	Lap Time
No.318 VALTONEN Isac				
1	20.538	18.103	14.713	53.354
2	16.887	19.012	14.602	50.501
3	16.542	17.535	14.371	48.448
4	17.418	17.983	14.390	49.791
5	16.073	17.487	14.436	47.996
6	16.353	17.485	14.606	48.444
7	16.153	17.626	14.803	48.582
8	16.533			48.979

Laps	Sector 1	Sector 2	Sector 3	Lap Time
No.320 SETTE CAMARA Sergio Santos Jr				
1	21.237	18.887	14.970	55.094
2	16.991	17.852	14.795	49.638
3	16.482	18.254	14.653	49.389
4	16.273	17.856	14.738	48.867
5	16.056	17.572	14.637	48.265

Laps	Sector 1	Sector 2	Sector 3	Lap Time
No.322 SHWARTZMAN Robert				
1	20.730	18.688	15.099	54.517
2	16.788	17.464	14.348	48.600
3	16.226	17.515	14.611	48.352
4	16.745	17.753	14.207	48.705
5	16.030	17.445	14.643	48.118
6	16.367	17.303	14.352	48.022
7	16.712	17.920	14.660	49.292
8	16.051			47.897

Laps	Sector 1	Sector 2	Sector 3	Lap Time
No.323 KARI Niko				
1	18.424	18.533	14.850	51.807
2	16.549	17.406	14.479	48.434
3	16.087	17.421	14.363	47.871
4	15.949	17.248	14.399	47.596
5	15.892	17.298	14.313	47.503
6	16.011	17.206	14.292	47.509
7	16.118	17.256	14.245	47.619
8	16.242			48.273

Laps	Sector 1	Sector 2	Sector 3	Lap Time
No.324 RASPATELLI Matteo				
1	19.734	18.163	14.764	52.661
2	16.604	17.667	14.399	48.670

Laps	Sector 1	Sector 2	Sector 3	Lap Time
3	16.151	17.514	14.293	47.958
4	16.524	17.607	14.329	48.460
5	16.599	17.519	14.269	48.387
6	16.228	17.480	14.958	48.666
7	16.651	17.684	14.550	48.885
8	16.549			49.051

Laps	Sector 1	Sector 2	Sector 3	Lap Time
No.328 BALE Tom				
1	18.437	18.735	15.174	52.346
2	16.951	17.427	14.478	48.856
3	15.990	17.223	14.177	47.390

Laps	Sector 1	Sector 2	Sector 3	Lap Time
No.329 FEWTRELL Max				
1	18.996	18.397	14.603	51.996
2	16.738	17.746	14.329	48.813
3	16.019	17.391	14.242	47.652
4	16.035	17.343	14.307	47.685
5	15.935	17.438	14.254	47.627
6	15.996	17.473	14.496	47.965
7	16.138	17.371	14.404	47.913
8	15.991			47.835

Laps	Sector 1	Sector 2	Sector 3	Lap Time
No.330 DARUVALA Jehan				
1	18.304	18.155	14.490	50.949
2	16.449	17.641	14.392	48.482
3	16.018	17.504	14.398	47.920
4	16.049	17.473	14.376	47.898
5	15.867	17.599	14.324	47.790
6	15.951	17.353	14.257	47.561
7	16.020	17.346	14.319	47.685
8	15.887			48.028

Laps	Sector 1	Sector 2	Sector 3	Lap Time
No.333 DEFOURNY Max				
1	21.523	18.708	15.170	55.401
2	17.774	19.055	16.252	53.081
3	17.532	18.456	14.964	50.952
4	17.437	18.656	15.279	51.372
5	17.462	18.478	15.432	51.372
6	17.394	18.495	15.370	51.259
7	17.443			51.232
8	17.456			51.199

Laps	Sector 1	Sector 2	Sector 3	Lap Time
No.337 FLOERSCH Sophia				
1	19.196	18.239	14.711	52.146
2	16.607	17.698	14.434	48.739
3	16.072	17.376	14.148	47.596
4	16.062	28.516	14.526	59.104
5	16.185	17.879	14.429	48.493
6	16.183	17.615	14.527	48.325
7	16.145			48.264



KFJ

Qualifying Heat B-E

Lap Time Analysis

For information purposes. No official / regulatory value

Laps	Sector 1	Sector 2	Sector 3	Lap Time
8	16.187			48.220

No.343 GUVEN Ayhancan

Laps	Sector 1	Sector 2	Sector 3	Lap Time
1	22.121	18.788	14.835	55.744
2	17.210	17.938	14.433	49.581
3	16.234	17.731	14.486	48.451
4	16.147	18.018	14.493	48.658
5	16.135	17.437	14.538	48.110
6	16.252	17.456	14.723	48.431
7	16.131	17.398	14.511	48.040
8	16.953			48.964

No.346 ANDRES Keyvan

Laps	Sector 1	Sector 2	Sector 3	Lap Time
1	18.967	18.172	14.777	51.916
2	16.815	17.540	14.702	49.057
3	16.146	17.513	14.452	48.111
4	16.301	17.506	14.567	48.374
5	16.055	17.460	14.622	48.137
6	16.149	17.402	14.607	48.158
7	16.176	17.351	14.636	48.163
8	16.170			48.116

No.347 GARCIA Marta

Laps	Sector 1	Sector 2	Sector 3	Lap Time
1	21.507	18.725	15.571	55.803
2	16.695	17.535	14.311	48.541
3	16.106	17.599	14.387	48.092
4	16.621	17.578	14.285	48.484
5	16.054	17.496	14.857	48.407
6	18.194	18.403	14.744	51.341
7	16.164			48.439

No.352 VAJDA Andrei

Laps	Sector 1	Sector 2	Sector 3	Lap Time
1	21.295	18.684	15.257	55.236
2	17.797	18.225	14.799	50.821
3	16.399	17.519	15.165	49.083
4	16.334	17.606	14.692	48.632
5	16.755	17.755	14.721	49.231
6	16.309	17.517	14.714	48.540
7	16.413			48.674
8	16.604			49.188

No.355 BETSCH Mick

Laps	Sector 1	Sector 2	Sector 3	Lap Time
1	21.497	18.388	14.661	54.546
2	16.420	18.141	14.570	49.131
3	16.412	17.534	14.697	48.643
4	16.498	17.570	14.519	48.587
5	16.204	17.442	14.539	48.185
6	16.236	17.541	14.628	48.405
7	16.657	17.828	15.118	49.603
8	16.363			48.519

Laps	Sector 1	Sector 2	Sector 3	Lap Time
------	----------	----------	----------	----------

No.356 SATO Marino

Laps	Sector 1	Sector 2	Sector 3	Lap Time
1	20.975	18.137	14.582	53.694
2	16.884	17.773	14.507	49.164
3	16.079	17.262	14.390	47.731
4	16.120	17.549	14.443	48.112
5	15.979	17.539	14.343	47.861
6	16.285	17.329	14.513	48.127
7	16.625	17.678	14.408	48.711
8	16.318			48.686

No.358 SANTOS Gomez Lisard

Laps	Sector 1	Sector 2	Sector 3	Lap Time
1	19.941	18.141	15.338	53.420
2	17.044	18.405	14.790	50.239
3	16.624	17.563	15.275	49.462
4	16.870	18.035	14.545	49.450
5	16.093	17.569	14.586	48.248
6	16.367	17.438	15.055	48.860
7	16.779	17.591	15.128	49.498
8	17.196			49.674

No.365 GIANNONI Lorenzo

Laps	Sector 1	Sector 2	Sector 3	Lap Time
1	21.161	18.252	14.473	53.886
2	16.664	17.682	14.658	49.004
3	16.046	17.399	14.291	47.736
4	15.997	17.340	14.434	47.771
5	16.364	17.392	14.325	48.081
6	16.420	17.266	14.628	48.314
7	16.546	17.452	14.654	48.652
8	16.107			48.089



























KFJ

Qualifying Heat B-E

Document 22

Starting Grid

Subject to scrutineering & sporting investigations

316	ALESI Giuliano Intrepid / Tm / Vega		12	322	SHWARTZMAN Robert Crg / Tm / Vega	
318	VALTONEN Isac Energy / Tm / Vega		11	352	VAJDA Andrei Kali Kart / Parilla / Vega	
358	SANTOS Gomez Lisard Crg / Parilla / Vega		10	320	SETTE CAMARA Sergio Santos Jr Art Gp / Tm / Vega	
346	ANDRES Keyvan Zanardi / Parilla / Vega		9	343	GUVEN Ayhancan Top Kart / Parilla / Vega	
324	RASPATELLI Matteo Lh / Bmb / Vega		8	347	GARCIA Marta Crg / Parilla / Vega	
307	FLORESCU Petru Zanardi / Parilla / Vega		7	333	DEFOURNY Max Kosmic / Tm / Vega	
309	LEHOUCK Arthur Lenzo / Lke / Vega		6	356	SATO Marino Praga / Parilla / Vega	
302	LORANDI Leonardo Tony Kart / Vortex / Vega		5	355	BETSCH Mick Tony Kart / Vortex / Vega	
323	KARI Niko Lh / Bmb / Vega		4	365	GIANNONI Lorenzo Tony Kart / Tm / Vega	
308	AUBRY Gabriel Birel / Tm / Vega		3	328	BALE Tom Fa / Vortex / Vega	
330	DARUVALA Jehan Fa / Vortex / Vega		2	337	FLOERSCH Sophia Tony Kart / Vortex / Vega	
311	SITNIKOV Nikita Tony Kart / Bmb / Vega		1	329	FEWTRELL Max Fa / Vortex / Vega	

POLE POSITION




KFJ
Qualifying Heat A-C
Document 31.1
Results

Subject to scrutineering & sporting investigations

Rnk	No.	Entrant	Nat	Driver	Nat	Equipment	Laps	Gap	Interv.	Best Lap	Penalty	Points
1	301	Baby Race Srl	ITA	LORANDI Alessio	ITA	Tony Kart / Vortex / Vega	8			47.260		0
2	327	Travisanutto Fabrizio	ITA	TRAVISANUTTO Lorenzo	ITA	Tony Kart / Vortex / Vega	8	2.783	2.783	47.696		2
3	368	Morsicani Racing	ITA	PULCINI Leonardo	ITA	Tony Kart / Vortex / Vega	8	2.824	0.041	47.509		3
4	363	Pablo Russo Piovani	ESP	RUSSO IGLESIAS Guillern	ESP	Fa Kart / Vortex / Vega	8	6.711	3.887	47.715		4
5	351	Mosca Diego	ITA	MOSCA Tommaso	ITA	Tony Kart / Bmb / Vega	8	9.475	2.764	47.784		5
6	345	Keijzer Racing	NLD	VAN LEEUWEN Martijn	NLD	Zanardi / Parilla / Vega	8	10.110	0.635	47.597		6
7	319	Energy Corse Srl	ITA	THOMPSON Parker	CAN	Energy / Tm / Vega	8	11.389	1.279	47.744		7
8	344	Lm Karting	ITA	DARRAS Julien	ITA	Tony Kart / Vortex / Vega	8	11.606	0.217	47.781	+3.000	8
9	359	Osella Engineering Srl	ITA	ALEX	ITA	Dr / Tm / Vega	8	11.918	0.312	47.725		9
10	350	Scuderia Pcr	ITA	SEREIA Gabriel	BRA	Pcr / Parilla / Vega	8	12.053	0.135	47.609		10
11	364	Chiesa Corse	ITA	ELPITIYA Bryan	ITA	Zanardi / Parilla / Vega	8	13.302	1.249	47.765		11
12	335	Ward Racing	SVK	SARGEANT Logan	USA	Tony Kart / Vortex / Vega	8	13.823	0.521	47.481	+3.000	12
13	360	M 2 Racing Karts	ESP	LLOVERAS Xavier	ESP	Crg / Parilla / Vega	8	14.145	0.322	47.921		13
14	338	Ward Racing	SVK	VARTANYAN Alexander	RUS	Tony Kart / Vortex / Vega	8	14.272	0.127	47.571		14
15	348	Mazzola Antonio	ITA	MAZZOLA Pietro	ITA	Lh / Bmb / Vega	8	17.218	2.946	47.846		15
16	362	Forza Racing	GBR	MONGER Billy	GBR	Crg / Tm / Vega	8	21.404	4.186	47.770		16
17	340	Energy Germany Jedi Rac	DEU	MARTYNYUK Maxim	RUS	Energy / Tm / Vega	8	21.581	0.177	48.591		17
18	303	Baby Race Srl	ITA	MAINI Arjun	IND	Tony Kart / Vortex / Vega	8	21.832	0.251	48.013		18
19	314	Dr Racing Kart	ITA	MARINESCU Alexandra	ROU	Dr / Tm / Vega	8	23.343	1.511	48.834		19
20	341	Art Grand Prix	ITA	BORRELLI Diego	VEN	Art Gp / Tm / Vega	8	26.681	3.338	48.231		20
21	332	Gandolfi Ennio Racing	ITA	POLLARA Alessio	ITA	Energy / Tm / Vega	8	36.207	9.526	48.550		21
22	317	Team Oakes	GBR	PULL James	SGP	Zanardi / Parilla / Vega	8	39.534	3.327	51.429		22
23	367	Formula K Srl	ITA	STURA Alessandro	ITA	Formula K / Lke / Vega	3	5 Laps	5 Laps	48.648		23
24	370	Chiesa Corse	ITA	SUN Yueyang	CHN	Zanardi / Parilla / Vega	3	5 Laps	0.531	48.461		24

Not Classified

326	Ricky Flynn Motorsport	GBR	TICKTUM Daniel	GBR	Fa / Vortex / Vega		DNS					26
-----	------------------------	-----	-----------------------	-----	--------------------	--	------------	--	--	--	--	-----------

Leaders : No.301 LORANDI Alessio (1-8)

Start Time : 02/02/2013 - 14:21:27

Best Lap : No.301 LORANDI Alessio 47.260 95,21 Kph

Weather : Slightly cloudy Air : 14°C Track : Dry

Event Record : No.301 LORANDI Alessio 46.708 96,34 Kph


KFJ
Qualifying Heat A-C
Lap Chart

For information purposes. No official / regulatory value

	1	2	3	4	5	6	7	8	9	10	11	12	13	14	15	16	17	18	19	20	21	22	23	24	25
Grid	301	363	327	335	338	351	368	359	317	345	319	350	364	344	303	332	367	348	341	370	360	314	340	362	326
Start	301	327	338	363	368	335	317	351	319	359	364	345	350	344	303	332	367	341	360	340	314	370	348	362	
Lap 1 Interval	301	327 0.5	368 0.6	363 1.1	335 0.9	319 0.1	344 0.1	351 0.5	345 0.1	338 0.2	350 0.7	367 0.4	370 0.7	359 1.0	362 0.3	360 0.0	340 0.4	364 0.1	341 0.9	303 0.4	317 0.1	332 0.0	314 0.1	348 0.1	348 0.1
Lap 2	301	327 0.7	368 0.6	363 1.6	344 1.6	319 0.3	345 0.3	335 0.5	351 0.0	350 0.5	367 0.2	370 0.7	359 0.4	338 0.4	360 0.5	340 0.2	364 0.3	341 1.5	303 0.0	332 0.1	348 1.4	314 0.0	362 1.9	317 0.3	
Lap 3	301	327 0.8	368 0.6	363 2.1	344 1.5	319 0.3	345 0.0	351 0.8	367 1.1	335 0.0	370 0.5	350 0.3	359 0.0	360 0.7	338 0.0	364 0.8	340 0.7	303 0.5	332 1.1	348 0.7	341 0.0	314 1.0	362 0.2	317 3.8	
Lap 4	301	327 1.0	368 0.4	363 2.5	319 1.7	344 0.0	345 0.0	351 0.9	335 1.2	359 1.0	350 0.3	360 0.8	364 0.2	338 0.4	340 2.2	348 0.6	332 0.3	341 0.1	362 1.1	314 1.1	303 0.8	317 4.9			
Lap 5	301	327 1.3	368 0.4	363 2.7	344 2.3	351 0.9	345 1.0	319 0.1	335 0.0	359 1.0	350 0.3	364 1.1	360 0.0	338 0.5	340 2.6	348 0.0	341 1.0	332 0.0	362 0.1	314 2.1	303 0.0	317 8.4			
Lap 6	301	327 1.8	368 0.3	363 3.7	344 1.6	351 0.8	345 1.0	335 0.6	319 0.4	359 0.6	350 0.2	364 0.8	360 0.3	338 0.4	348 3.1	340 0.5	332 0.8	362 0.0	341 0.1	303 1.9	314 0.7	317 10.6			
Lap 7	301	327 2.3	368 0.1	363 3.9	344 1.7	351 0.8	345 0.9	335 0.4	319 0.7	359 0.5	350 0.2	364 0.8	360 0.4	338 0.0	348 3.4	340 1.1	362 0.0	341 0.6	332 0.1	303 1.6	314 1.5	317 13.4			
Lap 8	301	327 2.7	368 0.0	363 3.8	344 1.8	351 0.8	345 0.6	335 0.7	319 0.5	359 0.5	350 0.1	364 1.2	360 0.8	338 0.1	348 2.9	362 4.1	340 0.1	303 0.2	314 1.5	341 3.3	332 9.5	317 3.3			


KFJ
Qualifying Heat A-C
Lap Time Analysis

For information purposes. No official / regulatory value

Laps	Sector 1	Sector 2	Sector 3	Lap Time	Laps	Sector 1	Sector 2	Sector 3	Lap Time	Laps	Sector 1	Sector 2	Sector 3	Lap Time
No.301 LORANDI Alessio					No.327 TRAVISANUTTO Lorenzo					No.341 BORRELLI Diego				
1	17.180	17.707	14.681	49.568	1	17.409	17.856	14.657	49.922	1	22.540	20.321	15.235	58.096
2	16.316	17.498	14.498	48.312	2	16.379	17.556	14.561	48.496	2	16.782	18.159	14.794	49.735
3	16.035	17.363	14.337	47.735	3	15.972	17.358	14.523	47.853	3	17.765	18.143	14.362	50.270
4	15.924	17.381	14.399	47.704	4	16.001	17.364	14.491	47.856	4	16.169	17.766	14.616	48.551
5	15.818	17.247	14.315	47.380	5	15.879	17.358	14.459	47.696	5	16.635	17.597	14.684	48.916
6	15.898	17.085	14.308	47.291	6	15.989	17.309	14.485	47.783	6	17.081	17.590	14.388	49.059
7	15.840	17.100	14.320	47.260	7	15.974	17.331	14.480	47.785	7	16.210	17.505	14.516	48.231
8	15.836	17.277	14.358	47.471	8	15.930	17.304	14.648	47.882	8	22.110	18.632	14.691	55.433
No.303 MAINI Arjun					No.332 POLLARA Alessio					No.344 DARRAS Julien				
1	22.572	20.947	15.140	58.659	1	21.474	21.638	15.742	58.854	1	19.151	18.280	14.778	52.209
2	16.634	17.967	14.691	49.292	2	17.069	17.770	14.432	49.271	2	17.208	17.765	14.524	49.497
3	16.277	17.596	14.397	48.270	3	17.226	17.391	14.594	49.211	3	16.214	17.531	14.541	48.286
4	16.160	22.911	14.588	53.659	4	15.973	17.680	15.634	49.287	4	16.032	17.523	14.699	48.254
5	16.201	17.677	14.390	48.268	5	17.115	17.541	14.466	49.122	5	16.529	17.403	14.487	48.419
6	16.523	17.498	14.487	48.508	6	16.623	17.428	14.708	48.759	6	16.003	17.439	14.540	47.982
7	15.917	17.693	14.403	48.013	7	16.744	17.471	14.335	48.550	7	15.974	17.405	14.402	47.781
8	15.959	17.778	15.122	48.859	8	29.772	19.982	15.094	1:04.848	8	16.103	17.383	14.462	47.948
No.314 MARINESCU Alexandra					No.335 SARGEANT Logan					No.345 VAN LEEUWEN Martijn				
1	22.536	20.560	15.548	58.644	1	19.000	18.385	15.016	52.401	1	20.264	18.217	14.666	53.147
2	17.190	18.355	15.090	50.635	2	18.614	17.996	14.371	50.981	2	16.824	18.140	14.459	49.423
3	16.881	18.043	14.715	49.639	3	17.145	18.058	14.290	49.493	3	16.183	17.428	14.361	47.972
4	17.033	18.055	14.690	49.778	4	16.299	17.437	14.399	48.135	4	16.068	17.499	14.366	47.933
5	16.504	17.752	14.775	49.031	5	16.084	17.521	14.700	48.305	5	17.516	18.097	14.744	50.357
6	16.968	17.771	14.569	49.308	6	16.657	17.320	14.380	48.357	6	16.178	17.312	14.375	47.865
7	16.478	17.694	14.675	48.847	7	16.019	17.202	14.260	47.481	7	16.053	17.267	14.423	47.743
8	16.508	17.658	14.668	48.834	8	16.148	17.297	14.461	47.906	8	16.075	17.220	14.302	47.597
No.317 PULL James					No.338 VARTANYAN Alexander					No.348 MAZZOLA Pietro				
1	22.558	20.708	15.977	59.243	1	19.045	18.705	16.126	53.876	1	22.049	21.031	15.425	58.505
2	18.680	18.915	15.549	53.144	2	17.906	18.795	15.340	52.041	2	17.228	18.294	14.934	50.456
3	17.380	18.744	15.314	51.438	3	16.432	17.700	14.729	48.861	3	16.335	17.761	14.438	48.534
4	17.321	18.728	15.397	51.446	4	16.330	17.853	15.205	49.388	4	16.022	17.499	14.702	48.223
5	17.435	18.745	15.603	51.783	5	16.382	17.571	14.496	48.449	5	16.153	17.540	14.582	48.275
6	17.329	18.494	15.606	51.429	6	16.262	17.403	14.417	48.082	6	16.544	17.278	14.685	48.507
7	17.262	18.497	15.888	51.647	7	15.948	17.405	14.218	47.571	7	16.049	17.364	14.550	47.963
8	17.390	18.635	15.557	51.582	8	16.219	17.671	14.502	48.392	8	15.969	17.285	14.592	47.846
No.319 THOMPSON Parker					No.340 MARTYNYUK Maxim					No.350 SEREIA Gabriel				
1	19.078	18.511	14.806	52.395	1	21.498	20.358	14.955	56.811	1	21.082	18.219	14.767	54.068
2	17.509	18.025	14.454	49.988	2	16.568	17.836	14.538	48.942	2	16.925	17.817	14.770	49.512
3	16.237	17.565	14.460	48.262	3	16.293	18.745	14.639	49.677	3	16.470	18.685	14.590	49.745
4	16.027	17.401	14.433	47.861	4	16.593	18.547	14.851	49.991	4	16.590	17.617	14.485	48.692
5	17.187	18.677	14.740	50.604	5	16.450	17.696	14.733	48.879	5	16.146	17.638	14.556	48.340
6	16.895	17.520	14.413	48.828	6	16.974	17.569	14.557	49.100	6	16.140	17.529	14.516	48.185
7	15.968	17.510	14.324	47.802	7	16.319	17.580	14.692	48.591	7	16.097	17.344	14.306	47.747
8	16.003	17.383	14.358	47.744	8	17.236	18.826	14.965	51.027	8	15.927	17.350	14.332	47.609



KFJ

Qualifying Heat A-C

Lap Time Analysis

For information purposes. No official / regulatory value

Laps	Sector 1	Sector 2	Sector 3	Lap Time
No.351 MOSCA Tommaso				
1	20.242	18.237	14.712	53.191
2	16.908	18.618	14.640	50.166
3	16.343	17.565	14.332	48.240
4	16.228	17.444	14.400	48.072
5	16.193	17.696	14.432	48.321
6	16.147	17.343	14.418	47.908
7	16.031	17.409	14.344	47.784
8	16.077	17.445	14.426	47.948

Laps	Sector 1	Sector 2	Sector 3	Lap Time
No.359 ALEX				
1	22.557	19.336	14.682	56.575
2	16.329	17.741	14.549	48.619
3	16.140	17.825	14.467	48.432
4	16.282	17.674	14.351	48.307
5	15.979	17.786	14.486	48.251
6	16.002	17.809	14.534	48.345
7	15.949	17.499	14.277	47.725
8	15.924	17.432	14.379	47.735

Laps	Sector 1	Sector 2	Sector 3	Lap Time
No.360 LLOVERAS Xavier				
1	22.102	19.454	14.895	56.451
2	16.790	17.710	14.646	49.146
3	16.234	17.574	14.436	48.244
4	16.139	17.765	14.779	48.683
5	16.213	17.714	14.754	48.681
6	16.128	17.506	14.571	48.205
7	15.946	17.504	14.471	47.921
8	16.034	17.537	14.758	48.329

Laps	Sector 1	Sector 2	Sector 3	Lap Time
No.362 MONGER Billy				
1	21.449	19.551	14.720	55.720
2	22.237	18.100	14.625	54.962
3	16.131	17.507	14.266	47.904
4	16.506	17.530	14.390	48.426
5	16.010	17.677	14.330	48.017
6	16.626	17.462	14.550	48.638
7	16.115	17.280	14.375	47.770
8	17.332	18.498	14.962	50.792

Laps	Sector 1	Sector 2	Sector 3	Lap Time
No.363 RUSSO IGLESIAS Guillermo				
1	18.365	18.318	14.866	51.549
2	16.459	17.786	14.783	49.028
3	16.244	17.553	14.579	48.376
4	15.977	17.565	14.433	47.975
5	15.974	17.439	14.487	47.900
6	16.657	17.621	14.443	48.721
7	15.973	17.286	14.456	47.715
8	15.948	17.308	14.497	47.753

Laps	Sector 1	Sector 2	Sector 3	Lap Time
No.364 ELPITIYA Bryan				
1	22.583	20.235	14.719	57.537
2	16.624	17.941	14.545	49.110
3	16.119	18.069	14.439	48.627
4	16.100	17.465	14.472	48.037
5	16.052	17.819	14.475	48.346
6	15.979	17.430	14.500	47.909
7	15.969	17.362	14.434	47.765
8	16.000	17.486	14.498	47.984

Laps	Sector 1	Sector 2	Sector 3	Lap Time
No.367 STURA Alessandro				
1	21.221	18.228	14.813	54.262
2	16.732	17.956	14.648	49.336
3	16.477	17.691	14.480	48.648

Laps	Sector 1	Sector 2	Sector 3	Lap Time
No.368 PULCINI Leonardo				
1	17.857	17.873	14.695	50.425
2	16.341	17.631	14.516	48.488
3	15.985	17.410	14.456	47.851
4	15.961	17.324	14.353	47.638
5	15.808	17.551	14.350	47.709
6	15.974	17.353	14.356	47.683
7	15.978	17.281	14.250	47.509
8	15.917	17.388	14.515	47.820


Laps	Sector 1	Sector 2	Sector 3	Lap Time
No.370 SUN Yueyang				
1	21.256	18.785	14.709	54.750
2	16.529	18.042	14.711	49.282
3	16.226	17.737	14.498	48.461


KFJ
Qualifying Heat A-C
Starting Grid
Document 21

Subject to scrutineering & sporting investigations

326	TICKTUM Daniel Fa / Vortex / Vega		13		
340	MARTYNYUK Maxim Energy / Tm / Vega		12	362	MONGER Billy Crg / Tm / Vega
360	LLOVERAS Xavier Crg / Parilla / Vega		11	314	MARINESCU Alexandra Dr / Tm / Vega
341	BORRELLI Diego Art Gp / Tm / Vega		10	370	SUN Yueyang Zanardi / Parilla / Vega
367	STURA Alessandro Formula K / Lke / Vega		9	348	MAZZOLA Pietro Lh / Bmb / Vega
303	MAINI Arjun Tony Kart / Vortex / Vega		8	332	POLLARA Alessio Energy / Tm / Vega
364	ELPITIYA Bryan Zanardi / Parilla / Vega		7	344	DARRAS Julien Tony Kart / Vortex / Vega
319	THOMPSON Parker Energy / Tm / Vega		6	350	SEREIA Gabriel Pcr / Parilla / Vega
317	PULL James Zanardi / Parilla / Vega		5	345	VAN LEEUWEN Martijn Zanardi / Parilla / Vega
368	PULCINI Leonardo Tony Kart / Vortex / Vega		4	359	ALEX Dr / Tm / Vega
338	VARTANYAN Alexander Tony Kart / Vortex / Vega		3	351	MOSCA Tommaso Tony Kart / Bmb / Vega
327	TRAVISANUTTO Lorenzo Tony Kart / Vortex / Vega		2	335	SARGEANT Logan Tony Kart / Vortex / Vega
301	LORANDI Alessio Tony Kart / Vortex / Vega		1	363	RUSSO IGLESIAS Guillermo Fa Kart / Vortex / Vega

POLE POSITION




KFJ
Qualifying Heat D-E
Document 30.2
Results

Subject to scrutineering & sporting investigations

Rnk	No.	Entrant	Nat	Driver	Nat	Equipment	Laps	Gap	Interv.	Best Lap	Penalty	Points
1	331	Ricky Flynn Motorsport		NORRIS Lando		Fa / Vortex / Vega	8			47.514		0
2	328	Ricky Flynn Motorsport		BALE Tom		Fa / Vortex / Vega	8	1.160	1.160	47.468		2
3	329	Ricky Flynn Motorsport		FEWTRELL Max		Fa / Vortex / Vega	8	1.341	0.181	47.726		3
4	325	Ricky Flynn Motorsport		AHMED Enaam		Fa / Vortex / Vega	8	1.950	0.609	47.662		4
5	371	Crg Holland		PEX Stan		Crg / Tm / Vega	8	3.393	1.443	47.589		5
6	369	Millennium Motorsport		CHAIMONGKOL Sasakorn		Art Gp / Tm / Vega	8	3.648	0.255	47.780		6
7	333	Defourny Didier		DEFOURNY Max		Kosmic / Tm / Vega	8	5.459	1.811	47.702		7
8	339	Ward Racing		ATOEV Vladimir		Tony Kart / Vortex / Vega	8	5.725	0.266	47.860		8
9	365	Giannoni Maurizio		GIANNONI Lorenzo		Tony Kart / Tm / Vega	8	6.514	0.789	47.797		9
10	355	Tony Kart Racing Team		BETSCH Mick		Tony Kart / Vortex / Vega	8	8.491	1.977	47.672	+3.000	10
11	356	Praga Kart Racing		SATO Marino		Praga / Parilla / Vega	8	9.504	1.013	47.849		11
12	322	Forza Racing		SHWARTZMAN Robert		Crg / Tm / Vega	8	9.745	0.241	47.629		12
13	343	Comer Spa		GUVEN Ayhancan		Top Kart / Parilla / Vega	8	10.384	0.639	48.116		13
14	347	M2 Racing Karts		GARCIA Marta		Crg / Parilla / Vega	8	10.861	0.477	47.859		14
15	337	Ward Racing		FLOERSCH Sophia		Tony Kart / Vortex / Vega	8	10.948	0.087	47.631	+5.000	15
16	320	Art Grand Prix		SETTE CAMARA Sergio S		Art Gp / Tm / Vega	8	14.636	3.688	48.625		16
17	354	Ab Motorsport Racing Te		KISELEV Kirill		Tony Kart / Parilla / Vega	8	15.007	0.371	48.229		17
18	305	Keijzer Racing		BECKMANN David		Zanardi / Bmb / Vega	8	15.169	0.162	47.762		18
19	310	Dfr		DE FRANCESCO Devlin		Crg / Vortex / Vega	8	15.688	0.519	47.773		19
20	352	Go Kart Team		VAJDA Andrei		Kali Kart / Parilla / Vega	8	17.825	2.137	48.848		20
21	353	Ab Motorsport Racing Te		SMORODINOV Alexey		Tony Kart / Parilla / Vega	8	19.383	1.558	48.326		21
22	306	Chiesa Corse		MAZEPIN Nikita		Zanardi / Parilla / Vega	8	27.379	7.996	47.945		22
23	361	Art Grand Prix		HAAPALAINEN Toumas		Art Gp / Tm / Vega	8	31.329	3.950	48.258		23

Not Classified

	312	Team Komarov		MATVEEV Ivan		Tony Kart / Bmb / Vega		DNS				26
--	-----	--------------	--	---------------------	--	------------------------	--	------------	--	--	--	-----------

Leaders : No.331 NORRIS Lando (1-8)

Start Time : 02/02/2013 - 12:21:09

Best Lap : No.328 BALE Tom

47.468 94,80 Kph

Weather : Slightly cloudy Air : 14°C Track : Dry

Event Record : No.301 LORANDI Alessio

46.708 96,34 Kph



KFJ

Qualifying Heat D-E
Lap Chart

For information purposes. No official / regulatory value

	1	2	3	4	5	6	7	8	9	10	11	12	13	14	15	16	17	18	19	20	21	22	23	24
Grid	331	329	369	337	305	328	325	365	371	355	310	356	306	333	361	347	339	343	354	320	353	352	312	322
Start	331	329	369	305	325	337	328	371	310	365	355	306	361	356	339	333	347	343	320	354	353	352	312	322
Lap 1 Interval	331	329 0.7	369 0.1	325 0.1	328 0.4	371 0.6	333 0.6	339 0.0	355 0.9	343 0.2	365 0.5	356 0.0	337 0.0	320 0.1	347 0.0	361 0.1	322 0.7	352 0.2	353 0.2	354 0.8	305 3.7	310 0.9	306 10.9	
Lap 2	331	329 0.2	325 0.7	328 0.5	369 0.6	371 0.1	333 0.4	339 0.5	355 0.5	343 0.7	337 0.6	365 0.0	356 0.7	320 0.4	322 0.7	347 0.1	352 1.3	354 0.3	305 3.6	310 0.1	353 0.6	306 10.5	361 0.6	
Lap 3	331	329 0.2	325 0.3	328 0.4	369 1.2	333 0.4	371 0.1	355 0.7	339 0.0	337 0.9	343 0.2	365 0.3	356 0.6	322 1.0	320 0.0	347 0.2	352 2.5	354 0.2	310 3.3	305 0.4	353 0.9	306 9.7	361 0.8	
Lap 4	331	329 0.3	325 0.4	328 0.2	369 1.5	371 0.5	333 0.1	355 0.3	339 0.4	337 0.3	343 0.6	365 0.0	356 0.7	322 0.8	320 1.1	347 0.0	352 3.0	354 0.0	310 2.5	305 0.3	353 1.5	306 9.3	361 2.6	
Lap 5	331	329 0.5	328 0.6	325 0.2	369 1.5	371 0.3	333 0.3	355 0.1	339 0.6	337 0.7	365 0.5	343 1.7	356 0.1	322 0.0	347 1.3	320 0.0	354 3.5	352 0.5	310 0.9	305 0.2	353 2.2	306 9.3	361 2.8	
Lap 6	331	329 0.6	328 0.3	325 0.6	369 1.4	371 0.1	355 1.4	333 0.4	339 0.1	337 0.4	365 0.3	322 2.5	356 0.0	343 0.4	347 0.9	320 1.4	354 1.9	310 0.8	352 0.0	305 0.0	353 2.7	306 9.1	361 3.2	
Lap 7	331	328 0.8	329 0.0	325 0.8	371 1.5	369 0.0	355 1.4	333 0.4	339 0.1	337 0.2	365 0.4	356 3.0	322 0.4	343 0.0	347 0.8	320 2.7	354 0.9	305 0.4	310 0.6	352 0.8	353 1.8	306 8.9	361 3.3	
Lap 8	331	328 1.1	329 0.1	325 0.6	371 1.4	369 0.2	333 1.8	355 0.0	339 0.2	337 0.2	365 0.5	356 2.9	322 0.2	343 0.6	347 0.4	320 3.7	354 0.3	305 0.1	310 0.5	352 2.1	353 1.5	306 7.9	361 3.9	


KFJ
Qualifying Heat D-E
Lap Time Analysis

For information purposes. No official / regulatory value

Laps	Sector 1	Sector 2	Sector 3	Lap Time	Laps	Sector 1	Sector 2	Sector 3	Lap Time	Laps	Sector 1	Sector 2	Sector 3	Lap Time
No.305 BECKMANN David					No.325 AHMED Enaam					No.337 FLOERSCH Sophia				
1	18.887	27.302	15.213	1:01.402	1	18.572	18.155	14.473	51.200	1	18.961	21.177	14.848	54.986
2	16.990	18.239	14.892	50.121	2	16.655	17.629	14.409	48.693	2	16.860	17.741	14.408	49.009
3	17.461	17.549	14.464	49.474	3	16.056	17.358	14.318	47.732	3	15.943	17.404	14.374	47.721
4	16.128	17.464	14.405	47.997	4	16.102	17.409	14.477	47.988	4	16.023	17.344	14.264	47.631
5	16.088	17.383	14.371	47.842	5	15.995	17.869	14.302	48.166	5	16.016	17.897	14.379	48.292
6	15.966	17.446	14.350	47.762	6	15.987	17.459	14.387	47.833	6	16.128	17.679	14.260	48.067
7	16.299	17.310	14.357	47.966	7	16.009	17.553	14.355	47.917	7	16.016	17.414	14.225	47.655
8	15.911	17.328	14.679	47.918	8	15.981	17.365	14.316	47.662	8	15.951	17.465	14.411	47.827
No.306 MAZEPIN Nikita					No.328 BALE Tom					No.339 ATOEV Vladimir				
1	39.339	18.774	14.957	1:13.070	1	19.027	18.041	14.521	51.589	1	19.117	18.762	14.876	52.755
2	16.688	18.013	14.853	49.554	2	16.591	17.659	14.489	48.739	2	16.512	17.882	14.581	48.975
3	16.482	17.647	14.572	48.701	3	15.992	17.302	14.430	47.724	3	16.226	17.662	14.807	48.695
4	16.227	17.568	14.499	48.294	4	15.994	17.480	14.250	47.724	4	16.243	17.575	14.392	48.210
5	16.164	17.472	14.845	48.481	5	15.866	17.535	14.263	47.664	5	16.078	17.415	14.384	47.877
6	16.131	17.473	14.557	48.161	6	15.850	17.357	14.261	47.468	6	16.138	17.845	14.342	48.325
7	16.117	17.560	14.502	48.179	7	15.947	17.340	14.354	47.641	7	16.099	17.543	14.244	47.886
8	15.979	17.398	14.568	47.945	8	15.925	17.453	14.402	47.780	8	16.071	17.412	14.377	47.860
No.310 DE FRANCESCO Devlin					No.329 FEWTRELL Max					No.343 GUVEN Ayhancan				
1	28.757	18.666	14.746	1:02.169	1	18.512	18.020	14.478	51.010	1	19.365	18.978	15.160	53.503
2	16.393	18.126	14.795	49.314	2	16.340	17.673	14.348	48.361	2	16.670	17.632	14.768	49.070
3	16.903	17.512	14.459	48.874	3	16.095	17.550	14.436	48.081	3	16.281	17.522	14.744	48.547
4	16.252	17.411	14.421	48.084	4	16.081	17.467	14.356	47.904	4	16.216	17.380	14.520	48.116
5	16.094	17.455	14.353	47.902	5	15.972	17.424	14.346	47.742	5	17.592	17.580	14.706	49.878
6	16.075	17.473	14.351	47.899	6	16.001	17.411	14.314	47.726	6	17.054	17.611	14.502	49.167
7	16.807	17.601	14.358	48.766	7	16.058	17.447	14.550	48.055	7	16.184	17.487	14.667	48.338
8	16.045	17.371	14.357	47.773	8	16.098	17.460	14.334	47.892	8	16.126	17.487	14.594	48.207
No.320 SETTE CAMARA Sergio Santos Jr					No.331 NORRIS Lando					No.347 GARCIA Marta				
1	20.110	19.038	14.874	54.022	1	17.671	18.006	14.610	50.287	1	20.170	18.803	15.576	54.549
2	17.042	18.268	14.758	50.068	2	16.723	17.683	14.487	48.893	2	17.398	18.423	15.078	50.899
3	16.298	17.768	14.806	48.872	3	16.170	17.518	14.385	48.073	3	16.313	17.469	14.443	48.225
4	16.361	17.849	14.604	48.814	4	16.061	17.420	14.366	47.847	4	16.271	17.986	14.404	48.661
5	16.270	17.656	14.699	48.625	5	15.915	17.322	14.309	47.546	5	16.378	17.615	14.485	48.478
6	16.554	18.109	15.389	50.052	6	15.932	17.301	14.316	47.549	6	16.512	17.666	14.448	48.626
7	16.563	17.996	14.920	49.479	7	16.025	17.353	14.393	47.771	7	16.161	17.575	14.431	48.167
8	16.264	17.715	14.856	48.835	8	15.852	17.358	14.304	47.514	8	16.045	17.411	14.403	47.859
No.322 SHWARTZMAN Robert					No.333 DEFOURNY Max					No.352 VAJDA Andrei				
1	20.844	18.922	14.929	54.695	1	19.258	18.733	14.610	52.601	1	20.920	18.840	15.398	55.158
2	16.627	18.570	14.613	49.810	2	16.257	17.754	14.524	48.535	2	17.069	18.958	14.996	51.023
3	16.078	17.446	14.540	48.064	3	16.107	17.579	14.595	48.281	3	16.462	17.827	15.101	49.390
4	16.006	17.343	14.331	47.680	4	16.051	17.509	14.759	48.319	4	16.513	17.823	14.832	49.168
5	16.231	17.667	14.521	48.419	5	16.057	17.401	14.398	47.856	5	16.901	17.833	14.845	49.579
6	16.475	17.622	14.352	48.449	6	16.020	18.687	14.360	49.067	6	16.443	17.552	14.853	48.848
7	16.995	17.456	14.346	48.797	7	16.048	17.499	14.347	47.894	7	16.978	17.755	14.789	49.522
8	15.962	17.352	14.315	47.629	8	15.995	17.406	14.301	47.702	8	16.553	17.728	14.825	49.106


























KFJ
Qualifying Heat D-E
Lap Time Analysis

For information purposes. No official / regulatory value

Laps	Sector 1	Sector 2	Sector 3	Lap Time	Laps	Sector 1	Sector 2	Sector 3	Lap Time
No.353 SMORODINOV Alexey					No.365 GIANNONI Lorenzo				
1	21.569	19.056	14.839	55.464	1	19.849	19.805	15.022	54.676
2	16.986	22.120	16.482	55.588	2	16.662	17.910	14.662	49.234
3	16.948	18.007	14.584	49.539	3	16.195	17.592	14.412	48.199
4	16.330	17.698	14.635	48.663	4	16.131	17.478	14.249	47.858
5	16.195	17.594	14.704	48.493	5	16.151	17.507	14.395	48.053
6	16.081	17.625	14.620	48.326	6	16.095	17.459	14.309	47.863
7	16.221	17.601	14.632	48.454	7	16.030	17.422	14.345	47.797
8	16.262	17.815	14.785	48.862	8	16.018	17.458	14.448	47.924
No.354 KISELEV Kirill					No.369 CHAIMONGKOL Sasakorn				
1	21.617	19.546	15.223	56.386	1	18.015	18.264	14.896	51.175
2	16.719	18.694	14.893	50.306	2	17.401	18.013	14.589	50.003
3	16.349	18.106	14.806	49.261	3	16.259	17.534	14.615	48.408
4	16.352	17.939	14.659	48.950	4	16.062	17.505	14.457	48.024
5	16.403	17.810	14.742	48.955	5	15.970	17.442	14.425	47.837
6	16.165	17.657	14.687	48.509	6	15.950	17.380	14.491	47.821
7	16.165	17.684	14.648	48.497	7	15.871	17.390	14.743	48.004
8	16.001	17.594	14.634	48.229	8	16.011	17.325	14.444	47.780
No.355 BETSCH Mick					No.371 PEX Stan				
1	20.266	18.795	14.811	53.872	1	19.274	18.266	14.734	52.274
2	16.497	17.560	14.465	48.522	2	16.387	17.916	14.482	48.785
3	16.110	17.468	14.549	48.127	3	16.294	17.572	15.036	48.902
4	16.053	17.464	14.270	47.787	4	15.992	17.556	14.419	47.967
5	16.014	17.346	14.312	47.672	5	15.995	17.253	14.395	47.643
6	16.136	17.921	14.418	48.475	6	15.891	17.360	14.338	47.589
7	16.058	17.405	14.435	47.898	7	16.041	17.285	14.474	47.800
8	16.134	17.525	14.494	48.153	8	15.922	17.246	14.431	47.599
No.356 SATO Marino									
1	20.674	18.954	14.979	54.607					
2	17.393	17.919	14.563	49.875					
3	16.258	17.415	14.474	48.147					
4	16.227	17.354	14.364	47.945					
5	16.852	17.606	14.693	49.151					
6	16.429	17.878	14.295	48.602					
7	16.387	17.376	14.489	48.252					
8	16.028	17.325	14.496	47.849					
No.361 HAAPALAINEN Toumas									
1	21.282	18.800	14.957	55.039					
2	17.155	35.191	15.837	1:08.183					
3	16.653	17.653	14.591	48.897					
4	16.103	18.433	15.548	50.084					
5	16.429	17.691	14.544	48.664					
6	16.228	17.723	14.623	48.574					
7	16.086	17.581	14.591	48.258					
8	16.088	17.855	14.617	48.560					


KFJ
Qualifying Heat D-E
Starting Grid
Document 20

Subject to scrutineering & sporting investigations

312	MATVEEV Ivan Tony Kart / Bmb / Vega		12	322	SHWARTZMAN Robert Crg / Tm / Vega	
353	SMORODINOV Alexey Tony Kart / Parilla / Vega		11	352	VAJDA Andrei Kali Kart / Parilla / Vega	
354	KISELEV Kirill Tony Kart / Parilla / Vega		10	320	SETTE CAMARA Sergio Santos Jr Art Gp / Tm / Vega	
339	ATOEV Vladimir Tony Kart / Vortex / Vega		9	343	GVEN Ayhancan Top Kart / Parilla / Vega	
361	HAAPALAINEN Toumas Art Gp / Tm / Vega		8	347	GARCIA Marta Crg / Parilla / Vega	
306	MAZEPIN Nikita Zanardi / Parilla / Vega		7	333	DEFOURNY Max Kosmic / Tm / Vega	
310	DE FRANCESCO Devlin Crg / Vortex / Vega		6	356	SATO Marino Praga / Parilla / Vega	
371	PEX Stan Crg / Tm / Vega		5	355	BETSCH Mick Tony Kart / Vortex / Vega	
325	AHMED Enaam Fa / Vortex / Vega		4	365	GIANNONI Lorenzo Tony Kart / Tm / Vega	
305	BECKMANN David Zanardi / Bmb / Vega		3	328	BALE Tom Fa / Vortex / Vega	
369	CHAIMONGKOL Sasakorn Art Gp / Tm / Vega		2	337	FLOERSCH Sophia Tony Kart / Vortex / Vega	
331	NORRIS Lando Fa / Vortex / Vega		1	329	FEWTRELL Max Fa / Vortex / Vega	

POLE POSITION




KFJ
Qualifying Heat A-B
Document 29.1
Results

Subject to scrutineering & sporting investigations

Rnk	No.	Entrant	Nat	Driver	Nat	Equipment	Laps	Gap	Interv.	Best Lap	Penalty	Points
1	301	Baby Race Srl	ITA	LORANDI Alessio	ITA	Tony Kart / Vortex / Vega	8			47.600		0
2	311	Team Komarov	RUS	SITNIKOV Nikita	RUS	Tony Kart / Bmb / Vega	8	3.162	3.162	47.689		2
3	327	Travisanutto Fabrizio	ITA	TRAVISANUTTO Lorenzo	ITA	Tony Kart / Vortex / Vega	8	4.731	1.569	47.970		3
4	302	Baby Race Srl	ITA	LORANDI Leonardo	ITA	Tony Kart / Vortex / Vega	8	6.863	2.132	48.000		4
5	319	Energy Corse Srl	ITA	THOMPSON Parker	CAN	Energy / Tm / Vega	8	10.273	3.410	48.147		5
6	338	Ward Racing	SWE	VARTANYAN Alexander	RUS	Tony Kart / Vortex / Vega	8	11.525	1.252	48.337		6
7	364	Chiesa Corse	ITA	ELPITIYA Bryan	FRA	Zanardi / Parilla / Vega	8	12.904	1.379	48.170		7
8	330	Ricky Flynn Motorsport	GBR	DARUVALA Jehan	IND	Fa / Vortex / Vega	8	12.954	0.050	47.625		8
9	303	Baby Race Srl	ITA	MAINI Arjun	IND	Tony Kart / Vortex / Vega	8	13.472	0.518	47.760		9
10	340	Energy Germany Jedi Rac	DEU	MARTYNYUK Maxim	RUS	Energy / Tm / Vega	8	14.808	1.336	48.512		10
11	368	Morsicani Racing	ITA	PULCINI Leonardo	ITA	Tony Kart / Vortex / Vega	8	15.022	0.214	47.773		11
12	324	Lh Racing Team	SWE	RASPATELLI Matteo	BEL	Lh / Bmb / Vega	8	15.922	0.900	48.210	+3.000	12
13	318	Energy Corse Srl	ITA	VALTONEN Isac	SWE	Energy / Tm / Vega	8	15.935	0.013	47.992		13
14	360	M 2 Racing Karts	ESP	LLOVERAS Xavier	ESP	Crg / Parilla / Vega	8	15.960	0.025	48.544		14
15	367	Formula K Srl	ITA	STURA Alessandro	ITA	Formula K / Lke / Vega	8	17.028	1.068	47.922		15
16	358	M 2 Racing Karts	ESP	SANTOS Gomez Lisard	ESP	Crg / Parilla / Vega	8	18.799	1.771	48.751		16
17	316	Intrepid Driver Program	ITA	ALESI Giuliano	FRA	Intrepid / Tm / Vega	8	20.980	2.181	48.838		17
18	341	Art Grand Prix	ITA	BORRELLI Diego	VEN	Art Gp / Tm / Vega	8	25.524	4.544	48.433		18
19	346	Keijzer Racing	NLD	ANDRES Keyvan	USA	Zanardi / Parilla / Vega	8	28.086	2.562	48.389		19
20	317	Team Oakes	GBR	PULL James	SGP	Zanardi / Parilla / Vega	7	1 Lap	1 Lap	48.215		20
21	309	Lenzokart	ITA	LEHOUCK Arthur	FRA	Lenzo / Lke / Vega	7	1 Lap	5.675	47.898		21
22	323	Lh Racing Team	SWE	KARI Niko	FIN	Lh / Bmb / Vega	2	6 Laps	5 Laps	50.623		22
23	307	Chiesa Corse	ITA	FLORESCU Petru	ROU	Zanardi / Parilla / Vega	1	7 Laps	1 Lap	56.154	+3.000	23
24	308	Birel Motorsport	FRA	AUBRY Gabriel	FRA	Birel / Tm / Vega	0	8 Laps	1 Lap			24

Not Classified

	326	Ricky Flynn Motorsport	GBR	TICKTUM Daniel	GBR	Fa / Vortex / Vega		DNS				26
--	-----	------------------------	-----	-----------------------	-----	--------------------	--	------------	--	--	--	-----------

Leaders : No.301 LORANDI Alessio (1-8)

Start Time : 02/02/2013 - 12:03:27

Best Lap : No.301 LORANDI Alessio 47.600 94,53 Kph

Weather : Slightly cloudy Air : 10°C Track : Dry

Event Record : No.301 LORANDI Alessio 46.708 96,34 Kph


KFJ
Qualifying Heat A-B
Lap Chart

For information purposes. No official / regulatory value

	1	2	3	4	5	6	7	8	9	10	11	12	13	14	15	16	17	18	19	20	21	22	23	24	25
Grid	301	311	327	330	338	308	368	323	317	302	319	309	364	307	303	324	367	346	341	358	360	318	340	316	326
Start	301	311	327	330	338	368	308	317	323	319	302	364	367	303	341	309	307	324	360	346	340	358	318	316	
Lap 1 Interval	301	327 1.5	311 0.2	330 0.4	338 0.3	323 0.1	367 0.5	302 0.0	368 0.8	360 0.7	319 0.2	324 0.5	317 0.4	303 0.1	341 0.0	364 0.2	340 0.4	309 0.0	307 0.2	346 0.0	358 0.5	318 0.2	316 1.2		
Lap 2	301	327 1.7	330 0.6	311 0.0	367 2.0	302 0.1	368 0.1	323 0.0	338 0.0	319 0.8	324 0.3	317 0.5	364 0.7	303 0.6	340 0.1	360 0.1	341 0.5	346 1.1	318 0.0	358 0.6	309 0.9	316 0.2			
Lap 3	301	327 2.1	330 0.1	311 0.2	302 2.5	319 1.9	338 0.2	317 0.3	368 0.2	324 0.6	364 0.1	303 0.1	340 0.4	360 0.4	341 0.8	367 0.6	346 0.0	318 0.0	358 0.2	309 0.7	316 0.7				
Lap 4	301	330 2.6	311 0.0	327 0.2	302 2.2	319 2.0	338 0.5	317 0.2	364 1.9	303 0.0	324 0.1	340 0.1	360 0.1	368 0.2	341 0.3	318 2.4	309 0.3	358 0.1	367 0.3	316 0.7	346 8.7				
Lap 5	301	330 2.7	311 0.0	327 0.5	302 2.0	319 2.8	338 0.0	317 0.0	364 2.1	324 0.2	340 0.4	303 0.1	368 0.3	341 0.4	360 0.3	318 1.3	309 0.4	367 0.8	358 0.1	316 1.6	346 8.1				
Lap 6	301	330 2.6	311 0.1	327 0.8	302 2.2	319 3.1	338 0.0	317 0.1	364 1.8	324 0.2	340 0.7	303 0.1	341 0.8	368 0.0	360 0.2	318 0.7	309 0.3	367 1.0	358 0.8	316 2.0	346 7.2				
Lap 7	301	311 2.9	327 1.2	302 2.2	319 3.1	338 0.1	317 0.2	364 2.0	324 0.1	330 0.7	303 0.4	340 0.4	368 1.1	360 0.1	318 0.2	341 0.2	309 0.0	367 0.1	358 1.8	316 2.0	346 6.9				
Lap 8	301	311 3.1	327 1.5	302 2.1	319 3.4	338 1.2	364 1.3	324 0.0	330 0.0	303 0.5	340 1.3	368 0.2	318 0.9	360 0.0	367 1.0	358 1.7	316 2.1	341 4.5	346 2.5						


KFJ
Qualifying Heat A-B
Lap Time Analysis

For information purposes. No official / regulatory value

Laps	Sector 1	Sector 2	Sector 3	Lap Time
No.301 LORANDI Alessio				
1	17.386	18.135	14.745	50.266
2	16.480	17.541	14.519	48.540
3	16.302	17.500	14.380	48.182
4	16.013	17.380	14.446	47.839
5	15.980	17.550	14.382	47.912
6	16.012	17.391	14.373	47.776
7	15.939	17.318	14.438	47.695
8	15.941	17.251	14.408	47.600

Laps	Sector 1	Sector 2	Sector 3	Lap Time
No.302 LORANDI Leonardo				
1	19.889	18.354	14.519	52.762
2	16.925	18.115	14.738	49.778
3	16.685	17.602	14.386	48.673
4	16.029	17.582	14.389	48.000
5	16.090	17.561	14.480	48.131
6	16.105	17.627	14.365	48.097
7	16.208	17.579	14.439	48.226
8	16.158	17.466	14.461	48.085

Laps	Sector 1	Sector 2	Sector 3	Lap Time
No.303 MAINI Arjun				
1	21.327	19.312	14.867	55.506
2	17.550	18.157	14.624	50.331
3	16.233	17.934	14.718	48.885
4	16.391	18.123	14.741	49.255
5	16.991	17.734	14.460	49.185
6	16.350	17.691	14.462	48.503
7	16.754	17.618	14.391	48.763
8	15.940	17.475	14.345	47.760

Laps	Sector 1	Sector 2	Sector 3	Lap Time
No.307 FLORESCU Petru				
1	21.620	19.737	14.797	56.154

Laps	Sector 1	Sector 2	Sector 3	Lap Time
No.309 LEHOUCK Arthur				
1	21.427	19.604	14.911	55.942
2	17.993	20.017	15.173	53.183
3	16.384	17.838	14.606	48.828
4	16.593	18.086	14.785	49.464
5	16.218	17.633	14.513	48.364
6	16.020	17.486	14.392	47.898
7	16.281	18.036	14.411	48.728

Laps	Sector 1	Sector 2	Sector 3	Lap Time
No.311 SITNIKOV Nikita				
1	18.222	18.860	14.664	51.746
2	16.539	17.875	14.804	49.218
3	16.338	17.603	14.381	48.322
4	15.979	17.585	14.430	47.994
5	16.107	17.663	14.262	48.032
6	16.021	17.438	14.230	47.689
7	16.114	17.346	14.382	47.842

Laps	Sector 1	Sector 2	Sector 3	Lap Time
8	16.044	17.348	14.450	47.842

Laps	Sector 1	Sector 2	Sector 3	Lap Time
No.316 ALESI Giuliano				
1	22.367	20.069	15.227	57.663
2	17.118	19.055	14.870	51.043
3	16.519	18.047	14.711	49.277
4	17.281	18.025	14.653	49.959
5	16.697	18.055	14.933	49.685
6	16.418	18.169	14.744	49.331
7	16.443	17.700	14.765	48.908
8	16.486	17.654	14.698	48.838

Laps	Sector 1	Sector 2	Sector 3	Lap Time
No.317 PULL James				
1	21.545	19.208	14.918	55.671
2	16.706	17.779	14.583	49.068
3	16.339	18.402	14.458	49.199
4	16.394	17.434	14.511	48.339
5	16.147	17.555	14.513	48.215
6	16.421	17.616	14.426	48.463
7	16.328	17.661	14.401	48.390

Laps	Sector 1	Sector 2	Sector 3	Lap Time
No.318 VALTONEN Isac				
1	21.866	20.002	14.750	56.618
2	17.029	18.805	14.543	50.377
3	16.566	18.247	14.642	49.455
4	16.698	18.829	14.635	50.162
5	16.245	17.496	14.499	48.240
6	16.084	17.492	14.416	47.992
7	16.175	18.245	14.371	48.791
8	16.033	17.472	14.726	48.231

Laps	Sector 1	Sector 2	Sector 3	Lap Time
No.319 THOMPSON Parker				
1	21.288	18.774	14.571	54.633
2	16.800	17.674	14.629	49.103
3	16.405	18.563	14.521	49.489
4	16.140	17.555	14.452	48.147
5	16.179	17.832	14.851	48.862
6	16.206	17.549	14.639	48.394
7	16.182	17.545	14.503	48.230
8	16.241	17.535	14.600	48.376

Laps	Sector 1	Sector 2	Sector 3	Lap Time
No.323 KARI Niko				
1	19.645	18.046	14.540	52.231
2	17.230	18.160	15.233	50.623

Laps	Sector 1	Sector 2	Sector 3	Lap Time
No.324 RASPATELLI Matteo				
1	20.425	19.292	14.733	54.450
2	16.590	17.821	14.565	48.976
3	16.205	19.426	14.953	50.584
4	16.352	18.061	15.223	49.636
5	16.406	17.563	14.514	48.483

Laps	Sector 1	Sector 2	Sector 3	Lap Time
6	16.238	17.507	14.465	48.210
7	16.421	17.677	14.380	48.478
8	16.160	17.652	14.569	48.381

Laps	Sector 1	Sector 2	Sector 3	Lap Time
No.327 TRAVISANUTTO Lorenzo				
1	18.395	18.270	14.847	51.512
2	16.365	17.763	14.564	48.692
3	16.150	17.634	14.838	48.622
4	16.118	17.535	15.047	48.700
5	16.193	17.487	14.668	48.348
6	16.046	17.408	14.516	47.970
7	16.228	17.422	14.520	48.170
8	16.064	17.441	14.706	48.211

Laps	Sector 1	Sector 2	Sector 3	Lap Time
No.330 DARUVALA Jehan				
1	18.610	18.793	14.670	52.073
2	16.389	17.762	14.563	48.714
3	16.146	17.604	14.407	48.157
4	16.066	17.528	14.577	48.171
5	16.089	17.528	14.408	48.025
6	15.977	17.329	14.319	47.625
7	25.016	18.482	14.428	57.926
8	15.971	17.341	14.372	47.684

Laps	Sector 1	Sector 2	Sector 3	Lap Time
No.338 VARTANYAN Alexander				
1	18.715	19.080	14.647	52.442
2	17.192	19.063	14.634	50.889
3	17.021	19.253	14.359	50.633
4	16.139	17.655	14.620	48.414
5	16.313	17.448	14.648	48.409
6	16.233	17.618	14.531	48.382
7	16.309	17.556	14.472	48.337
8	16.192	18.082	15.160	49.434

Laps	Sector 1	Sector 2	Sector 3	Lap Time
No.340 MARTYNYUK Maxim				
1	21.871	19.089	14.669	55.629
2	17.025	18.092	14.617	49.734
3	16.472	18.093	14.669	49.234
4	16.455	17.823	14.751	49.029
5	16.577	17.655	14.584	48.816
6	16.238	17.641	14.633	48.512
7	17.061	17.689	14.557	49.307
8	16.325	17.686	14.663	48.674

Laps	Sector 1	Sector 2	Sector 3	Lap Time
No.341 BORRELLI Diego				
1	21.336	19.236	14.763	55.335
2	18.046	18.339	14.646	51.031
3	16.200	19.069	14.653	49.922
4	16.199	17.734	14.500	48.433
5	16.489	17.879	14.631	48.999



KFJ

Qualifying Heat A-B

Lap Time Analysis

For information purposes. No official / regulatory value

Laps	Sector 1	Sector 2	Sector 3	Lap Time
6	16.204	17.627	14.759	48.590
7	16.558	18.790	14.753	50.101
8	24.930	18.020	14.643	57.593

Laps	Sector 1	Sector 2	Sector 3	Lap Time
6	16.035	17.506	14.547	48.088
7	16.012	17.523	14.387	47.922
8	16.723	17.493	14.630	48.846

No.346 ANDRES Keyvan

1	22.001	19.426	14.622	56.049
2	17.554	18.885	14.678	51.117
3	16.543	17.944	15.014	49.501
4	16.632	28.863	14.982	1:00.477
5	16.658	17.785	14.676	49.119
6	16.196	17.588	14.605	48.389
7	16.231	17.606	14.782	48.619
8	16.957	17.451	14.572	48.980

No.368 PULCINI Leonardo

1	20.971	18.327	14.697	53.995
2	16.466	17.966	14.656	49.088
3	17.302	19.607	14.440	51.349
4	16.832	18.280	15.620	50.732
5	16.784	17.727	14.464	48.975
6	16.930	17.440	14.671	49.041
7	16.799	18.099	14.481	49.379
8	15.952	17.363	14.458	47.773

No.358 SANTOS Gomez Lisard

1	22.305	19.489	14.684	56.478
2	17.163	19.340	14.788	51.291
3	16.504	17.912	14.680	49.096
4	16.841	18.271	15.182	50.294
5	16.566	17.684	14.912	49.162
6	16.435	17.641	14.808	48.884
7	16.468	17.622	14.800	48.890
8	16.616	17.538	14.597	48.751

No.360 LLOVERAS Xavier

1	20.344	18.542	14.776	53.662
2	17.572	19.203	15.125	51.900
3	16.554	18.283	14.744	49.581
4	16.283	17.808	14.578	48.669
5	17.103	18.060	14.786	49.949
6	16.325	17.533	14.713	48.571
7	16.723	18.081	14.482	49.286
8	16.127	17.582	14.835	48.544

No.364 ELPITIYA Bryan

1	22.345	18.965	14.605	55.915
2	16.865	18.055	14.444	49.364
3	16.215	18.516	14.713	49.444
4	16.323	18.177	14.811	49.311
5	16.312	17.590	14.562	48.464
6	16.173	17.483	14.514	48.170
7	16.445	17.609	14.489	48.543
8	16.186	17.599	14.762	48.547

No.367 STURA Alessandro

1	19.589	18.269	14.640	52.498
2	16.806	18.177	14.777	49.760
3	17.204	22.628	15.104	54.936
4	18.779	17.747	14.462	50.988
5	16.672	17.425	14.613	48.710


KFJ
Qualifying Heat A-B
Document 19
Starting Grid

Subject to scrutineering & sporting investigations

326	TICKTUM Daniel Fa / Vortex / Vega		13	316	ALESI Giuliano Intrepid / Tm / Vega	
340	MARTYNYUK Maxim Energy / Tm / Vega		12	318	VALTONEN Isac Energy / Tm / Vega	
360	LLOVERAS Xavier Crg / Parilla / Vega		11	358	SANTOS Gomez Lisard Crg / Parilla / Vega	
341	BORRELLI Diego Art Gp / Tm / Vega		10	346	ANDRES Keyvan Zanardi / Parilla / Vega	
367	STURA Alessandro Formula K / Lke / Vega		9	324	RASPATELLI Matteo Lh / Bmb / Vega	
303	MAINI Arjun Tony Kart / Vortex / Vega		8	307	FLORESCU Petru Zanardi / Parilla / Vega	
364	ELPITIYA Bryan Zanardi / Parilla / Vega		7	309	LEHOUCK Arthur Lenzo / Lke / Vega	
319	THOMPSON Parker Energy / Tm / Vega		6	302	LORANDI Leonardo Tony Kart / Vortex / Vega	
317	PULL James Zanardi / Parilla / Vega		5	323	KARI Niko Lh / Bmb / Vega	
368	PULCINI Leonardo Tony Kart / Vortex / Vega		4	308	AUBRY Gabriel Birel / Tm / Vega	
338	VARTANYAN Alexander Tony Kart / Vortex / Vega		3	330	DARUVALA Jehan Fa / Vortex / Vega	
327	TRAVISANUTTO Lorenzo Tony Kart / Vortex / Vega		2	311	SITNIKOV Nikita Tony Kart / Bmb / Vega	
301	LORANDI Alessio Tony Kart / Vortex / Vega		1			

POLE POSITION




KFJ
Qualifying Heat C-D
Document 27
Results

Subject to scrutineering & sporting investigations

Rnk	No.	Entrant	Nat	Driver	Nat	Equipment	Laps	Gap	Interv.	Best Lap	Points
1	331	Ricky Flynn Motorsport		NORRIS Lando		Fa / Vortex / Vega	8			48.615	0
2	325	Ricky Flynn Motorsport		AHMED Enaam		Fa / Vortex / Vega	8	0.748	0.748	48.584	2
3	345	Keijzer Racing		VAN LEEUWEN Martijn		Zanardi / Parilla / Vega	8	1.560	0.812	48.637	3
4	363	Pablo Russo Piovani		RUSSO IGLESIAS Guillermo		Fa Kart / Vortex / Vega	8	1.908	0.348	48.677	4
5	305	Keijzer Racing		BECKMANN David		Zanardi / Bmb / Vega	8	2.125	0.217	48.439	5
6	344	Lm Karting		DARRAS Julien		Tony Kart / Vortex / Vega	8	4.689	2.564	48.476	6
7	361	Art Grand Prix		HAAPALAINEN Toumas		Art Gp / Tm / Vega	8	5.878	1.189	48.789	7
8	339	Ward Racing		ATOEV Vladimir		Tony Kart / Vortex / Vega	8	5.946	0.068	48.659	8
9	306	Chiesa Corse		MAZEPIN Nikita		Zanardi / Parilla / Vega	8	6.424	0.478	48.680	9
10	332	Gandolfi Ennio Racing		POLLARA Alessio		Energy / Tm / Vega	8	7.035	0.611	48.664	10
11	351	Mosca Diego		MOSCA Tommaso		Tony Kart / Bmb / Vega	8	7.841	0.806	48.612	11
12	362	Forza Racing		MONGER Billy		Crg / Tm / Vega	8	8.229	0.388	48.728	12
13	359	Osella Engineering Srl		ALEX		Dr / Tm / Vega	8	9.142	0.913	48.463	13
14	354	Ab Motorsport Racing Tear		KISELEV Kirill		Tony Kart / Parilla / Vega	8	10.788	1.646	49.537	14
15	310	Dfr		DE FRANCESCO Devlin		Crg / Vortex / Vega	8	12.527	1.739	48.644	15
16	353	Ab Motorsport Racing Tear		SMORODINOV Alexey		Tony Kart / Parilla / Vega	8	14.349	1.822	50.191	16
17	350	Scuderia Pcr		SEREIA Gabriel		Pcr / Parilla / Vega	8	14.430	0.081	48.646	17
18	314	Dr Racing Kart		MARINESCU Alexandra		Dr / Tm / Vega	8	14.577	0.147	49.658	18
19	371	Crg Holland		PEX Stan		Crg / Tm / Vega	8	15.425	0.848	48.280	19
20	370	Chiesa Corse		SUN Yueyang		Zanardi / Parilla / Vega	8	19.746	4.321	49.014	20
21	335	Ward Racing		SARGEANT Logan		Tony Kart / Vortex / Vega	5	3 Laps	3 Laps	48.990	21
22	369	Millennium Motorsport		CHAIMONGKOL Sasakorn		Art Gp / Tm / Vega	0	8 Laps	5 Laps		22
23	348	Mazzola Antonio		MAZZOLA Pietro		Lh / Bmb / Vega	0	8 Laps	0.000		23

Not Classified

312	Team Komarov		MATVEEV Ivan		Tony Kart / Bmb / Vega		DNS				26
-----	--------------	--	---------------------	--	------------------------	--	------------	--	--	--	-----------

Leaders : No.363 RUSSO IGLESIAS Guillermo (1-1) / No.331 NORRIS Lando (2-8)

Start Time : 02/02/2013 - 10:20:16

Best Lap : No.371 PEX Stan 48.280 93,20 Kph

Weather : Cloudy Air : 10°C Track : Drying

Event Record : No.301 LORANDI Alessio 46.708 96,34 Kph


KFJ
Qualifying Heat C-D
Lap Chart

For information purposes. No official / regulatory value

	1	2	3	4	5	6	7	8	9	10	11	12	13	14	15	16	17	18	19	20	21	22	23	24
Grid	363	331	335	369	351	305	359	325	345	371	350	310	344	306	332	361	348	339	370	354	314	353	362	312
Start	363	331	325	335	351	305	359	371	345	310	350	306	344	361	332	339	370	354	353	362	314			
Lap 1 Interval	363	331 0.0	325 0.2	305 0.9	345 0.1	332 1.0	335 0.2	361 0.8	370 0.5	354 0.0	344 0.2	339 0.2	353 0.1	306 0.5	314 0.5	362 0.9	351 0.8	359 0.9	350 1.7	310 1.3	371 4.6			
Lap 2	331	363 0.5	325 0.1	345 1.1	305 0.7	332 0.2	335 0.1	361 0.4	344 1.0	354 0.3	339 0.3	306 0.6	353 0.0	362 1.0	314 0.0	351 0.3	359 1.7	310 2.9	350 1.0	371 3.2	370 1.4			
Lap 3	331	363 0.8	325 0.1	345 0.9	305 0.8	335 0.2	361 1.1	344 0.1	354 0.7	339 0.3	332 0.3	306 0.0	362 0.9	353 0.1	351 0.4	314 1.2	359 0.1	310 3.2	350 1.0	371 3.2	370 1.9			
Lap 4	331	325 0.9	363 0.0	345 0.7	305 0.9	335 0.1	361 1.4	344 0.1	339 1.0	354 0.2	306 0.0	332 0.3	362 0.1	351 1.3	353 0.5	359 0.9	314 0.6	310 2.1	350 1.0	371 3.1	370 2.2			
Lap 5	331	325 1.2	363 0.3	345 0.1	305 0.9	335 0.3	344 1.9	361 0.2	339 0.4	306 0.6	332 0.3	362 0.2	354 0.7	351 0.0	359 1.8	353 0.3	314 0.7	310 1.4	350 1.4	371 2.6	370 2.4			
Lap 6	331	325 0.8	363 0.3	345 0.1	305 1.1	344 2.3	361 0.3	339 0.2	306 0.7	332 0.2	362 0.8	351 0.1	354 1.1	359 0.4	353 1.8	314 0.2	310 0.7	350 1.1	371 2.7	370 2.8				
Lap 7	331	325 0.7	345 0.6	363 0.0	305 0.7	344 2.4	361 0.7	339 0.1	306 0.7	332 0.7	362 0.4	351 0.0	359 1.7	354 0.5	310 2.6	353 0.1	314 0.4	350 0.3	371 2.3	370 3.5				
Lap 8	331	325 0.7	345 0.8	363 0.3	305 0.2	344 2.5	361 1.1	339 0.0	306 0.4	332 0.6	351 0.8	362 0.3	359 0.9	354 1.6	310 1.7	353 1.8	350 0.0	314 0.1	371 0.8	370 4.3				


KFJ
Qualifying Heat C-D
Lap Time Analysis

For information purposes. No official / regulatory value

Laps	Sector 1	Sector 2	Sector 3	Lap Time
No.305 BECKMANN David				
1	19.565	18.719	15.045	53.329
2	18.161	18.720	14.944	51.825
3	17.025	18.008	14.739	49.772
4	16.707	17.824	14.693	49.224
5	16.485	17.690	14.654	48.829
6	16.529	17.567	14.652	48.748
7	16.229	17.564	14.646	48.439
8	16.373	17.602	14.515	48.490

Laps	Sector 1	Sector 2	Sector 3	Lap Time
No.306 MAZEPIN Nikita				
1	20.641	21.362	15.182	57.185
2	17.433	18.521	14.826	50.780
3	16.976	18.120	14.586	49.682
4	16.673	17.989	14.626	49.288
5	16.660	18.006	14.676	49.342
6	16.575	17.823	14.559	48.957
7	16.361	17.667	14.652	48.680
8	16.428	17.772	14.566	48.766

Laps	Sector 1	Sector 2	Sector 3	Lap Time
No.310 DE FRANCESCO Devlin				
1	29.586	19.030	14.981	1:03.597
2	17.487	18.339	14.791	50.617
3	16.958	18.102	14.654	49.714
4	16.589	17.999	14.663	49.251
5	16.477	17.855	14.572	48.904
6	16.637	17.800	14.539	48.976
7	16.255	18.232	14.696	49.183
8	16.341	17.773	14.530	48.644

Laps	Sector 1	Sector 2	Sector 3	Lap Time
No.314 MARINESCU Alexandra				
1	21.587	19.856	15.357	56.800
2	17.601	18.478	15.286	51.365
3	18.303	18.185	14.864	51.352
4	17.447	18.202	14.828	50.477
5	16.751	18.076	14.831	49.658
6	16.652	18.104	14.916	49.672
7	16.828	18.903	14.799	50.530
8	16.694	18.428	14.961	50.083

Laps	Sector 1	Sector 2	Sector 3	Lap Time
No.325 AHMED Enaam				
1	18.802	18.897	14.808	52.507
2	17.827	18.410	14.685	50.922
3	17.313	18.018	14.559	49.890
4	16.818	17.884	14.502	49.204
5	16.804	17.794	14.546	49.144
6	16.434	17.669	14.495	48.598
7	16.417	17.648	14.535	48.600
8	16.422	17.630	14.532	48.584

Laps	Sector 1	Sector 2	Sector 3	Lap Time
No.331 NORRIS Lando				
1	18.799	18.623	14.971	52.393
2	17.477	18.174	14.778	50.429
3	16.867	18.033	14.680	49.580
4	16.653	17.972	14.703	49.328
5	16.495	17.829	14.559	48.883
6	16.433	17.837	14.658	48.928
7	16.364	17.703	14.624	48.691
8	16.316	17.708	14.591	48.615

Laps	Sector 1	Sector 2	Sector 3	Lap Time
No.332 POLLARA Alessio				
1	20.065	18.673	15.439	54.177
2	17.174	18.230	15.410	50.814
3	17.899	18.822	15.831	52.552
4	17.044	17.922	14.682	49.648
5	16.986	17.775	14.527	49.288
6	16.509	17.813	14.620	48.942
7	16.513	17.708	14.882	49.103
8	16.263	17.797	14.604	48.664

Laps	Sector 1	Sector 2	Sector 3	Lap Time
No.335 SARGEANT Logan				
1	20.925	19.108	14.924	54.957
2	17.689	18.320	14.674	50.683
3	17.039	18.032	14.586	49.657
4	16.769	17.903	14.517	49.189
5	16.633	17.680	14.677	48.990

Laps	Sector 1	Sector 2	Sector 3	Lap Time
No.339 ATOEV Vladimir				
1	21.038	20.059	15.217	56.314
2	17.712	18.561	14.601	50.874
3	16.880	18.203	14.805	49.888
4	16.618	18.057	14.745	49.420
5	16.397	17.905	14.636	48.938
6	16.541	17.836	14.492	48.869
7	16.313	17.748	14.598	48.659
8	16.412	17.975	14.678	49.065

Laps	Sector 1	Sector 2	Sector 3	Lap Time
No.344 DARRAS Julien				
1	20.890	19.800	15.523	56.213
2	17.495	18.290	14.640	50.425
3	16.805	18.148	14.585	49.538
4	16.754	18.099	14.540	49.393
5	16.475	18.196	14.700	49.371
6	16.435	17.767	14.658	48.860
7	16.214	17.670	14.592	48.476
8	16.284	17.762	14.592	48.638

Laps	Sector 1	Sector 2	Sector 3	Lap Time
No.345 VAN LEEUWEN Martijn				
1	19.877	18.582	14.915	53.374
2	17.745	18.383	14.802	50.930

Laps	Sector 1	Sector 2	Sector 3	Lap Time
3	17.034	17.958	14.657	49.649
4	16.740	17.858	14.537	49.135
5	16.532	17.836	14.433	48.801
6	16.415	17.734	14.488	48.637
7	16.437	17.739	14.568	48.744
8	16.474	17.581	14.667	48.722

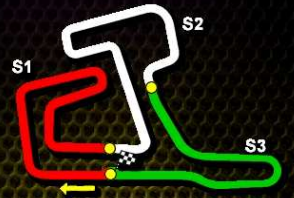
Laps	Sector 1	Sector 2	Sector 3	Lap Time
No.350 SEREIA Gabriel				
1	28.491	18.823	14.871	1:02.185
2	19.894	18.426	14.704	53.024
3	17.007	18.117	14.541	49.665
4	16.745	17.855	14.669	49.269
5	16.447	18.214	14.680	49.341
6	16.407	17.710	14.529	48.646
7	16.655	17.814	14.517	48.986
8	16.682	18.247	14.683	49.612

Laps	Sector 1	Sector 2	Sector 3	Lap Time
No.351 MOSCA Tommaso				
1	25.874	18.903	15.025	59.802
2	17.107	18.217	14.615	49.939
3	17.336	17.886	14.560	49.782
4	16.756	18.153	14.607	49.516
5	16.627	17.852	14.404	48.883
6	16.736	17.733	14.467	48.936
7	16.403	17.790	14.419	48.612
8	16.754	17.643	14.551	48.948

Laps	Sector 1	Sector 2	Sector 3	Lap Time
No.353 SMORODINOV Alexey				
1	21.457	19.514	14.961	55.932
2	17.754	18.658	14.963	51.375
3	17.285	18.635	14.831	50.751
4	17.066	18.593	14.891	50.550
5	17.032	18.355	15.119	50.506
6	16.946	18.240	15.005	50.191
7	16.888	18.416	14.998	50.302
8	16.955	18.340	15.011	50.306

Laps	Sector 1	Sector 2	Sector 3	Lap Time
No.354 KISELEV Kirill				
1	20.958	19.560	14.976	55.494
2	17.890	18.348	14.725	50.963
3	16.830	18.173	14.934	49.937
4	16.738	18.092	15.141	49.971
5	17.949	18.057	14.668	50.674
6	17.367	17.953	14.770	50.090
7	16.646	18.368	14.832	49.846
8	16.570	18.103	14.864	49.537

Laps	Sector 1	Sector 2	Sector 3	Lap Time
No.359 ALEX				
1	26.427	19.101	15.109	1:00.637
2	17.481	18.534	14.742	50.757



KFJ

Qualifying Heat C-D

Lap Time Analysis

For information purposes. No official / regulatory value

Laps	Sector 1	Sector 2	Sector 3	Lap Time	Laps	Sector 1	Sector 2	Sector 3	Lap Time
3	16.677	18.090	14.653	49.420	3	16.781	18.093	14.773	49.647
4	16.978	17.995	14.685	49.658	4	16.566	17.921	14.692	49.179
5	16.494	18.090	14.648	49.232	5	16.442	17.752	14.648	48.842
6	16.436	17.794	14.461	48.691	6	16.275	17.749	14.648	48.672
7	16.236	17.971	14.579	48.786	7	16.213	17.766	14.618	48.597
8	16.252	17.680	14.531	48.463	8	16.159	17.576	14.545	48.280

No.361 HAAPALAINEN Toumas

1	20.976	19.427	14.932	55.335
2	17.296	18.264	14.672	50.232
3	17.506	18.304	14.608	50.418
4	16.793	17.989	14.643	49.425
5	16.485	18.142	15.097	49.724
6	16.639	17.776	14.604	49.019
7	16.394	17.744	14.651	48.789
8	16.356	18.002	14.766	49.124

No.362 MONGER Billy

1	23.960	18.799	15.039	57.798
2	17.223	18.331	14.866	50.420
3	16.742	18.273	14.572	49.587
4	16.510	17.887	14.398	48.795
5	17.161	17.823	14.435	49.419
6	16.634	17.904	15.037	49.575
7	16.440	17.720	14.568	48.728
8	16.869	17.855	14.639	49.363

No.363 RUSSO IGLESIAS Guillermo

1	18.550	18.713	15.145	52.408
2	17.653	18.447	14.942	51.042
3	16.996	18.093	14.820	49.909
4	16.607	18.040	14.793	49.440
5	16.933	17.830	14.628	49.391
6	16.432	17.709	14.536	48.677
7	16.372	17.782	14.802	48.956
8	16.520	17.681	14.804	49.005

No.370 SUN Yueyang

1	21.057	19.552	15.109	55.718
2	17.203	18.272	28.480	1:03.955
3	17.115	18.176	14.795	50.086
4	16.697	18.050	14.740	49.487
5	16.582	17.866	14.653	49.101
6	16.525	17.782	14.768	49.075
7	16.702	17.865	14.740	49.307
8	16.586	17.734	14.694	49.014

No.371 PEX Stan

1	34.490	18.859	14.946	1:08.295
2	17.072	18.322	14.961	50.355


KFJ
Qualifying Heat C-D
Document 18
Starting Grid

Subject to scrutineering & sporting investigations

362	MONGER Billy Crg / Tm / Vega		12	312	MATVEEV Ivan Tony Kart / Bmb / Vega	
314	MARINESCU Alexandra Dr / Tm / Vega		11	353	SMORODINOV Alexey Tony Kart / Parilla / Vega	
370	SUN Yueyang Zanardi / Parilla / Vega		10	354	KISELEV Kirill Tony Kart / Parilla / Vega	
348	MAZZOLA Pietro Lh / Bmb / Vega		9	339	ATOEV Vladimir Tony Kart / Vortex / Vega	
332	POLLARA Alessio Energy / Tm / Vega		8	361	HAAPALAINEN Toumas Art Gp / Tm / Vega	
344	DARRAS Julien Tony Kart / Vortex / Vega		7	306	MAZEPIN Nikita Zanardi / Parilla / Vega	
350	SEREIA Gabriel Pcr / Parilla / Vega		6	310	DE FRANCESCO Devlin Crg / Vortex / Vega	
345	VAN LEEUWEN Martijn Zanardi / Parilla / Vega		5	371	PEX Stan Crg / Tm / Vega	
359	ALEX Dr / Tm / Vega		4	325	AHMED Enaam Fa / Vortex / Vega	
351	MOSCA Tommaso Tony Kart / Bmb / Vega		3	305	BECKMANN David Zanardi / Bmb / Vega	
335	SARGEANT Logan Tony Kart / Vortex / Vega		2	369	CHAIMONGKOL Sasakorn Art Gp / Tm / Vega	
363	RUSSO IGLESIAS Guillermo Fa Kart / Vortex / Vega		1	331	NORRIS Lando Fa / Vortex / Vega	

POLE POSITION




KFJ
Qualifying Heat A-E
Document 28.1
Results

For information purposes. No official / regulatory value

Rnk	No.	Entrant	Nat	Driver	Nat	Equipment	Laps	Gap	Interv.	Best Lap	Points
1	329	Ricky Flynn Motorsport		FEWTRELL Max		Fa / Vortex / Vega	8			49.512	0
2	319	Energy Corse Srl		THOMPSON Parker		Energy / Tm / Vega	8	0.612	0.612	49.820	2
3	333	Defourny Didier		DEFOURNY Max		Kosmic / Tm / Vega	8	0.989	0.377	49.608	3
4	301	Baby Race Srl		LORANDI Alessio		Tony Kart / Vortex / Vega	8	1.404	0.415	49.846	4
5	317	Team Oakes		PULL James		Zanardi / Parilla / Vega	8	2.211	0.807	49.503	5
6	356	Praga Kart Racing		SATO Marino		Praga / Parilla / Vega	8	2.655	0.444	49.652	6
7	355	Tony Kart Racing Team		BETSCH Mick		Tony Kart / Vortex / Vega	8	2.904	0.249	49.557	7
8	338	Ward Racing		VARTANYAN Alexander		Tony Kart / Vortex / Vega	8	2.966	0.062	49.914	8
9	340	Energy Germany Jedi Racin		MARTYNYUK Maxim		Energy / Tm / Vega	8	4.157	1.191	49.692	9
10	322	Forza Racing		SHWARTZMAN Robert		Crg / Tm / Vega	8	4.243	0.086	49.498	10
11	368	Morsicani Racing		PULCINI Leonardo		Tony Kart / Vortex / Vega	8	5.503	1.260	50.608	11
12	352	Go Kart Team		VAJDA Andrei		Kali Kart / Parilla / Vega	8	8.285	2.782	51.066	12
13	343	Comer Spa		GUVEN Ayhancan		Top Kart / Parilla / Vega	8	8.352	0.067	50.446	13
14	367	Formula K Srl		STURA Alessandro		Formula K / Lke / Vega	8	8.943	0.591	51.554	14
15	303	Baby Race Srl		MAINI Arjun		Tony Kart / Vortex / Vega	2	6 Laps	6 Laps	52.349	15
16	360	M 2 Racing Karts		LLOVERAS Xavier		Crg / Parilla / Vega	2	6 Laps	0.369	52.071	16
17	320	Art Grand Prix		SETTE CAMARA Sergio Sar		Art Gp / Tm / Vega	2	6 Laps	2.481	51.926	17
18	327	Travisanutto Fabrizio		TRAVISANUTTO Lorenzo		Tony Kart / Vortex / Vega	1	7 Laps	1 Lap	52.958	18
19	347	M2 Racing Karts		GARCIA Marta		Crg / Parilla / Vega	1	7 Laps	7.546	59.228	19
20	365	Giannoni Maurizio		GIANNONI Lorenzo		Tony Kart / Tm / Vega	0	8 Laps	1 Lap		20

Not Classified

	326	Ricky Flynn Motorsport		TICKTUM Daniel		Fa / Vortex / Vega		DNS			26
	328	Ricky Flynn Motorsport		BALE Tom		Fa / Vortex / Vega		Excluded		50.084	27
	337	Ward Racing		FLOERSCH Sophia		Tony Kart / Vortex / Vega		Excluded		49.391	27
	341	Art Grand Prix		BORRELLI Diego		Art Gp / Tm / Vega		Excluded		50.111	27
	364	Chiesa Corse		ELPITIYA Bryan		Zanardi / Parilla / Vega		Excluded		50.184	27

Leaders : No.301 LORANDI Alessio (1-1) / No.338 VARTANYAN Alexander (2-5) / No.364 ELPITIYA Bryan (6-6) / No.337 FLOERSCH Sophia (7-8)

Start Time : 02/02/2013 - 09:51:35
Best Lap : No.322 SHWARTZMAN Robert 49.498 90,91 Kph

Weather : Cloudy Air : 10°C Track : Drying
Event Record : No.301 LORANDI Alessio 46.708 96,34 Kph



KFJ

Qualifying Heat A-E
Lap Chart

For information purposes. No official / regulatory value

	1	2	3	4	5	6	7	8	9	10	11	12	13	14	15	16	17	18	19	20	21	22	23	24	25
Grid	301	329	327	337	338	328	368	365	317	355	319	356	364	333	303	347	367	343	341	320	360	352	340	322	326
Start	301	329	327	338	337	368	317	328	319	355	364	365	303	356	333	367	341	360	340	347	343	320	352	340	322
Lap 1 Interval	301	327 0.3	338 0.2	329 0.6	368 0.0	364 0.7	328 0.5	317 0.4	355 0.7	333 0.4	319 0.2	303 0.2	337 0.0	356 0.0	341 0.1	367 0.2	360 0.1	340 0.7	343 0.9	322 0.6	347 0.1	352 0.0	320 0.1		
Lap 2	338	329 1.0	368 0.1	301 0.5	364 0.0	328 0.2	317 0.7	355 0.5	319 0.1	333 0.0	337 0.2	341 1.1	303 0.3	360 0.3	356 0.3	367 0.4	340 0.0	343 0.4	322 0.3	320 0.8	352 1.3				
Lap 3	338	329 0.3	368 0.8	301 0.6	364 0.9	328 0.1	317 0.4	355 0.1	319 0.2	333 0.4	337 0.2	341 0.2	356 0.6	367 0.4	340 1.2	343 1.2	322 1.1	352 3.1							
Lap 4	338	329 0.6	368 0.2	301 0.5	364 0.3	328 0.1	317 1.0	355 0.1	319 0.0	333 0.1	337 0.1	341 0.6	356 0.6	367 1.2	340 0.1	343 0.3	322 0.7	352 4.2							
Lap 5	338	364 0.2	328 0.0	329 0.0	337 0.0	301 0.0	317 0.1	341 0.0	355 0.1	319 0.1	333 0.1	368 0.1	356 0.1	367 0.1	343 0.1	352 0.3	322 0.2	340 0.3							
Lap 6	364	328 0.0	337 0.1	329 0.0	301 0.4	319 0.2	333 0.1	338 0.9	317 0.0	356 0.0	368 0.5	355 0.3	341 0.1	340 0.5	322 0.5	367 0.0	343 0.4	352 0.6							
Lap 7	337	329 0.1	328 0.1	319 0.1	333 0.6	301 0.1	364 0.2	317 0.8	356 0.2	338 0.0	355 0.2	341 0.0	340 1.0	322 0.2	368 0.1	343 0.1	367 0.6	352 0.5							
Lap 8	337	329 0.2	319 0.6	328 0.0	333 0.2	301 0.4	364 0.6	317 0.2	356 0.4	355 0.2	338 0.0	341 0.5	340 0.6	322 0.0	368 1.2	352 2.7	343 0.0	367 0.5							



KFJ

Qualifying Heat A-E

Lap Time Analysis

For information purposes. No official / regulatory value

Laps	Sector 1	Sector 2	Sector 3	Lap Time	Laps	Sector 1	Sector 2	Sector 3	Lap Time	Laps	Sector 1	Sector 2	Sector 3	Lap Time
No.301 LORANDI Alessio					No.328 BALE Tom					No.340 MARTYNYUK Maxim				
1	18.400	19.481	15.047	52.928	1	20.822	19.197	14.899	54.918	1	22.056	20.572	14.914	57.542
2	19.772	18.776	14.993	53.541	2	17.852	18.476	14.917	51.245	2	18.648	18.628	14.867	52.143
3	19.881	19.526	16:45.327	18:16.890	3	19.905	19.952	16:46.871	18:17.718	3	18.994	19.622	16:47.536	18:17.470
4	20.743	19.672	16.252	56.667	4	20.793	19.504	15.754	56.051	4	20.849	20.042	15.264	56.155
5	21.909	25.680	24.302	1:11.891	5	21.760	25.876	23.584	1:11.220	5	20.668	27.048	21.366	1:09.082
6	18.469	18.876	14.707	52.052	6	18.170	18.598	14.736	51.504	6	19.109	19.014	14.852	52.975
7	17.653	18.368	14.886	50.907	7	17.058	18.411	15.205	50.674	7	17.323	18.787	14.778	50.888
8	17.087	18.319	14.440	49.846	8	17.583	17.950	14.551	50.084	8	16.911	18.072	14.709	49.692
No.303 MAINI Arjun					No.329 FEWTRELL Max					No.341 BORRELLI Diego				
1	21.117	19.956	15.740	56.813	1	18.411	20.268	15.271	53.950	1	22.005	19.674	15.150	56.829
2	18.846	18.719	14.784	52.349	2	18.326	18.504	14.797	51.627	2	17.717	19.004	14.965	51.686
3	19.640	19.610	16:46.522	18:17.483	3	19.964	19.926	16:45.068	18:16.175	3	18.908	19.420	16:45.978	18:16.645
4	21.211	19.788	15.635	56.634	4	21.460	19.652	16.166	57.278	4	21.219	19.969	15.281	56.469
5	21.219	26.022	23.246	1:10.487	5	22.284	25.604	24.720	1:12.608	5	21.378	26.010	21.907	1:09.295
6	19.300	19.004	14.983	53.287	6	18.419	18.778	14.473	51.670	6	20.408	19.209	14.695	54.312
7	17.551	18.429	14.690	50.670	7	17.113	18.502	14.708	50.323	7	17.519	18.247	14.590	50.356
8	16.760	18.157	14.586	49.503	8	16.858	18.017	14.637	49.512	8	17.138	18.151	14.822	50.111
No.317 PULL James					No.333 DEFOURNY Max					No.343 GUVEN Ayhancan				
1	20.983	19.378	14.998	55.359	1	21.165	19.831	15.105	56.101	1	22.523	20.788	15.123	58.434
2	17.985	18.585	14.946	51.516	2	17.912	18.557	14.659	51.128	2	18.112	18.639	14.932	51.683
3	18.615	19.558	16:45.224	18:17.118	3	17.662	18.795	16:40.596	18:17.475	3	19.232	20.589	16:47.024	18:18.257
4	21.321	19.640	15.546	56.507	4	21.200	19.581	15.444	56.225	4	20.265	19.829	15.160	55.254
5	21.477	26.009	23.036	1:10.522	5	21.511	25.994	22.965	1:10.470	5	20.402	25.876	21.483	1:07.761
6	18.543	18.620	14.700	51.863	6	18.610	18.762	14.510	51.882	6	21.183	18.878	14.866	54.927
7	16.907	18.393	14.520	49.820	7	16.989	18.540	14.820	50.349	7	17.424	18.329	14.693	50.446
8	17.082	18.156	14.660	49.898	8	17.044	18.021	14.543	49.608	8	17.104	20.334	15.893	53.331
No.319 THOMPSON Parker					No.337 FLOERSCH Sophia					No.347 GARCIA Marta				
1	21.086	20.101	15.530	56.717	1	22.235	19.691	15.357	57.283	1	22.916	20.095	16.217	59.228
2	17.523	18.543	14.749	50.815	2	17.614	18.572	14.654	50.840	2	18.509	19.636	15.241	53.386
3	18.615	19.558	16:45.224	18:17.118	3	19.758	19.473	16:47.283	18:17.517	3	18.070	20.449	16:49.255	18:20.056
4	21.321	19.640	15.546	56.507	4	21.089	19.645	15.302	56.036	4	20.851	19.664	15.475	55.990
5	21.477	26.009	23.036	1:10.522	5	21.675	25.992	22.075	1:09.742	5	18.050	23.617	21.429	1:03.096
6	18.543	18.620	14.700	51.863	6	18.179	18.732	14.627	51.538	6	20.696	19.409	15.059	55.164
7	16.907	18.393	14.520	49.820	7	17.093	18.464	14.715	50.272	7	17.779	18.423	14.864	51.066
8	17.082	18.156	14.660	49.898	8	16.709	17.972	14.710	49.391	8	17.194	19.207	15.624	52.025
No.320 SETTE CAMARA Sergio Santos Jr					No.338 VARTANYAN Alexander					No.352 VAJDA Andrei				
1	22.189	21.169	15.894	59.252	1	19.005	19.273	14.822	53.100	1	22.891	20.736	15.394	59.021
2	17.977	18.806	15.143	51.926	2	17.704	18.713	14.813	51.230	2	18.509	19.636	15.241	53.386
3	18.615	19.558	16:45.224	18:17.118	3	19.697	18.829	16:47.298	18:16.819	3	18.070	20.449	16:49.255	18:20.056
4	21.321	19.640	15.546	56.507	4	21.274	19.387	16.337	56.998	4	20.851	19.664	15.475	55.990
5	21.477	26.009	23.036	1:10.522	5	22.699	25.539	24.636	1:12.874	5	18.050	23.617	21.429	1:03.096
6	18.543	18.620	14.700	51.863	6	18.426	20.300	15.190	53.916	6	20.696	19.409	15.059	55.164
7	16.907	18.393	14.520	49.820	7	17.863	18.685	14.505	51.053	7	17.779	18.423	14.864	51.066
8	17.082	18.156	14.660	49.898	8	17.280	17.946	14.688	49.914	8	17.194	19.207	15.624	52.025
No.322 SHWARTZMAN Robert					No.353 BETSCH Mick									
1	22.353	20.388	15.417	58.158	1	20.364	20.359	15.269	55.992					
2	17.853	18.666	14.815	51.334	2	17.602	18.680	14.998	51.280					
3	19.393	20.902	16:46.872	18:19.072	3	19.681	19.561	16:46.528	18:17.093					
4	20.024	19.765	15.094	54.883	4	21.233	19.722	15.668	56.623					
5	20.158	26.151	21.284	1:07.593	5	21.337	26.023	23.117	1:10.477					
6	19.946	19.272	14.629	53.847	6	20.132	19.073	14.862	54.067					
7	17.780	18.245	14.643	50.668										
8	16.856	18.083	14.559	49.498										
No.327 TRAVISANUTTO Lorenzo														
1	18.514	19.429	15.015	52.958										



KFJ

Qualifying Heat A-E

Lap Time Analysis

For information purposes. No official / regulatory value

Laps	Sector 1	Sector 2	Sector 3	Lap Time
7	17.408	18.266	14.710	50.384
8	16.802	17.954	14.801	49.557

No.356 SATO Marino

1	21.079	20.170	15.550	56.799
2	17.799	20.251	14.925	52.975
3	19.290	20.975	16:43.140	18:16.247
4	21.062	19.867	15.450	56.379
5	21.553	25.627	22.189	1:09.369
6	18.831	18.907	14.902	52.640
7	17.321	18.910	14.693	50.924
8	16.874	18.050	14.728	49.652

No.360 LLOVERAS Xavier

1	22.127	19.616	15.288	57.031
2	18.343	18.845	14.883	52.071

No.364 ELPITIYA Bryan

1	20.171	19.083	14.963	54.217
2	17.859	18.846	14.854	51.559
3	19.940	20.002	16:47.072	18:17.756
4	20.640	19.588	15.836	56.064
5	21.786	25.804	23.750	1:11.340
6	17.920	18.710	14.842	51.472
7	16.982	19.638	15.363	51.983
8	16.946	18.464	14.774	50.184

No.367 STURA Alessandro

1	21.807	19.736	15.585	57.128
2	19.177	18.754	15.052	52.983
3	19.159	20.340	16:44.926	18:16.262
4	21.489	20.165	15.584	57.238
5	20.472	25.823	21.885	1:08.180
6	20.013	19.697	14.880	54.590
7	18.144	18.472	14.938	51.554
8	17.095	19.899	16.260	53.254

No.368 PULCINI Leonardo

1	19.141	19.391	15.187	53.719
2	18.023	18.537	15.135	51.695
3	19.575	20.033	16:46.391	18:16.850
4	21.091	19.818	15.852	56.761
5	22.186	25.725	25.194	1:13.105
6	19.505	18.850	14.969	53.324
7	18.154	19.113	15.017	52.284
8	17.045	18.780	14.783	50.608



326	TICKTUM Daniel Fa / Vortex / Vega		13	322	SHWARTZMAN Robert Crg / Tm / Vega	
340	MARTYNYUK Maxim Energy / Tm / Vega		12	352	VAJDA Andrei Kali Kart / Parilla / Vega	
360	LLOVERAS Xavier Crg / Parilla / Vega		11	320	SETTE CAMARA Sergio Santos Jr Art Gp / Tm / Vega	
341	BORRELLI Diego Art Gp / Tm / Vega		10	343	GUVEN Ayhancan Top Kart / Parilla / Vega	
367	STURA Alessandro Formula K / Lke / Vega		9	347	GARCIA Marta Crg / Parilla / Vega	
303	MAINI Arjun Tony Kart / Vortex / Vega		8	333	DEFOURNY Max Kosmic / Tm / Vega	
364	ELPITIYA Bryan Zanardi / Parilla / Vega		7	356	SATO Marino Praga / Parilla / Vega	
319	THOMPSON Parker Energy / Tm / Vega		6	355	BETSCH Mick Tony Kart / Vortex / Vega	
317	PULL James Zanardi / Parilla / Vega		5	365	GIANNONI Lorenzo Tony Kart / Tm / Vega	
368	PULCINI Leonardo Tony Kart / Vortex / Vega		4	328	BALE Tom Fa / Vortex / Vega	
338	VARTANYAN Alexander Tony Kart / Vortex / Vega		3	337	FLOERSCH Sophia Tony Kart / Vortex / Vega	
327	TRAVISANUTTO Lorenzo Tony Kart / Vortex / Vega		2	329	FEWTRELL Max Fa / Vortex / Vega	
301	LORANDI Alessio Tony Kart / Vortex / Vega		1			

POLE POSITION




KFJ
Qualifying Heat B-D
Document 16.2
Results

Subject to scrutineering & sporting investigations

Rnk	No.	Entrant	Nat	Driver	Nat	Equipment	Laps	Gap	Interv.	Best Lap	Points
1	330	Ricky Flynn Motorsport		DARUVALA Jehan		Fa / Vortex / Vega	8			47.714	0
2	331	Ricky Flynn Motorsport		NORRIS Lando		Fa / Vortex / Vega	8	0.093	0.093	47.760	2
3	311	Team Komarov		SITNIKOV Nikita		Tony Kart / Bmb / Vega	8	0.673	0.580	47.416	3
4	323	Lh Racing Team		KARI Niko		Lh / Bmb / Vega	8	1.054	0.381	47.689	4
5	302	Baby Race Srl		LORANDI Leonardo		Tony Kart / Vortex / Vega	8	1.252	0.198	47.541	5
6	308	Birel Motorsport		AUBRY Gabriel		Birel / Tm / Vega	8	1.842	0.590	47.667	6
7	309	Lenzokart		LEHOUCK Arthur		Lenzo / Lke / Vega	8	3.737	1.895	47.891	7
8	325	Ricky Flynn Motorsport		AHMED Enaam		Fa / Vortex / Vega	8	5.607	1.870	47.508	8
9	310	Dfr		DE FRANCESCO Devlin		Crg / Vortex / Vega	8	5.894	0.287	47.671	9
10	324	Lh Racing Team		RASPATELLI Matteo		Lh / Bmb / Vega	8	8.004	2.110	48.124	10
11	371	Crg Holland		PEX Stan		Crg / Tm / Vega	8	8.037	0.033	47.621	11
12	361	Art Grand Prix		HAAPALAINEN Toumas		Art Gp / Tm / Vega	8	8.203	0.166	47.831	12
13	306	Chiesa Corse		MAZEPIN Nikita		Zanardi / Parilla / Vega	8	9.168	0.965	47.872	13
14	307	Chiesa Corse		FLORESCU Petru		Zanardi / Parilla / Vega	8	9.214	0.046	47.771	14
15	354	Ab Motorsport Racing Team		KISELEV Kirill		Tony Kart / Parilla / Vega	8	11.347	2.133	47.993	15
16	346	Keijzer Racing		ANDRES Keyvan		Zanardi / Parilla / Vega	8	12.541	1.194	48.242	16
17	339	Ward Racing		ATOEV Vladimir		Tony Kart / Vortex / Vega	8	12.602	0.061	48.465	17
18	353	Ab Motorsport Racing Team		SMORODINOV Alexey		Tony Kart / Parilla / Vega	8	12.855	0.253	48.368	18
19	318	Energy Corse Srl		VALTONEN Isac		Energy / Tm / Vega	8	12.921	0.066	48.528	19
20	358	M 2 Racing Karts		SANTOS Gomez Lisard		Crg / Parilla / Vega	8	13.194	0.273	48.408	20
21	316	Intrepid Driver Program		ALESI Giuliano		Intrepid / Tm / Vega	8	23.603	10.409	49.459	21
22	305	Keijzer Racing		BECKMANN David		Zanardi / Bmb / Vega	7	1 Lap	1 Lap	47.662	22
23	369	Millennium Motorsport		CHAIMONGKOL Sasakorn		Art Gp / Tm / Vega	6	2 Laps	1 Lap	48.071	23

Not Classified

312	Team Komarov		MATVEEV Ivan		Tony Kart / Bmb / Vega		DNS				26
-----	--------------	--	---------------------	--	------------------------	--	------------	--	--	--	-----------

Leaders : No.331 NORRIS Lando (1-2) / No.311 SITNIKOV Nikita (3-4) / No.331 NORRIS Lando (5-6) / No.330 DARUVALA Jehan (7-8)

Start Time : 01/02/2013 - 16:03:25
Best Lap : No.311 SITNIKOV Nikita 47.416 94,90 Kph

Weather : Sunny Air : 16°C Track : Dry
Event Record : No.301 LORANDI Alessio 46.708 96,34 Kph



KFJ

Qualifying Heat B-D

Lap Chart

For information purposes. No official / regulatory value

	1	2	3	4	5	6	7	8	9	10	11	12	13	14	15	16	17	18	19	20	21	22	23	24
Grid	311	331	330	369	308	305	323	325	302	371	309	310	307	306	324	361	346	339	358	354	318	353	316	312
Start	331	311	330	308	369	323	305	302	325	309	371	310	307	306	324	361	346	339	358	354	353	318	316	
Lap 1 Interval	331	330 0.5	311 0.2	323 0.4	308 0.4	302 0.1	369 0.3	305 0.2	309 0.8	324 0.3	306 0.2	310 0.1	307 0.2	325 0.6	371 0.4	339 0.1	354 0.4	361 0.4	353 0.1	318 0.1	358 0.1	346 0.6	316 0.2	
Lap 2	331	330 0.1	311 0.0	323 0.4	308 0.7	302 0.1	305 0.2	369 0.7	309 0.5	310 0.7	324 0.3	306 0.1	307 0.0	325 0.0	371 0.5	339 0.2	354 0.4	361 0.3	353 0.3	318 0.2	358 0.3	346 0.4	316 3.7	
Lap 3	311	331 0.0	330 0.2	323 0.1	302 1.3	308 0.5	305 0.1	369 0.1	309 0.5	310 0.5	324 0.9	325 0.4	371 1.4	306 0.0	339 0.0	307 0.4	361 0.2	353 0.2	354 0.3	318 0.4	346 0.3	358 0.3	316 4.8	
Lap 4	311	331 0.1	330 0.1	323 0.2	302 0.9	308 0.8	369 0.3	309 0.5	305 0.2	310 0.1	325 1.5	324 0.1	371 1.7	361 0.9	306 0.3	307 0.2	353 0.2	339 0.2	354 0.1	346 0.3	318 0.0	358 0.6	316 6.2	
Lap 5	331	330 0.1	311 0.1	323 0.0	302 0.8	308 0.7	369 0.7	309 0.3	325 1.9	305 0.1	324 0.5	310 0.2	371 0.7	361 1.0	306 0.3	307 0.0	354 1.1	339 0.1	353 0.5	346 0.0	318 0.1	358 0.6	316 7.3	
Lap 6	331	330 0.0	323 0.5	311 0.0	302 0.3	308 0.9	369 1.4	309 0.0	305 1.6	325 0.2	310 0.5	324 0.2	371 0.2	361 1.2	306 0.3	307 0.1	339 1.7	354 0.2	353 0.2	346 0.3	318 0.2	358 0.2	316 8.6	
Lap 7	330	331 0.0	311 0.9	323 0.1	302 0.1	308 0.6	309 1.6	305 1.4	325 0.1	310 0.7	324 0.7	371 0.1	361 1.0	306 0.8	307 0.1	354 2.3	339 0.0	346 0.2	353 0.3	318 0.1	358 0.5	316 9.2		
Lap 8	330	331 0.0	311 0.5	323 0.3	302 0.1	308 0.5	309 1.8	325 1.8	310 0.2	324 2.1	371 0.0	361 0.1	306 0.9	307 0.0	354 2.1	346 1.1	339 0.0	353 0.2	318 0.0	358 0.2	316 10.4			


KFJ
Qualifying Heat B-D
Lap Time Analysis

For information purposes. No official / regulatory value

Laps	Sector 1	Sector 2	Sector 3	Lap Time	Laps	Sector 1	Sector 2	Sector 3	Lap Time	Laps	Sector 1	Sector 2	Sector 3	Lap Time
No.302 LORANDI Leonardo					No.309 LEHOUCK Arthur					No.323 KARI Niko				
1	19.405	18.346	14.428	52.179	1	20.371	18.476	14.613	53.460	1	18.961	18.255	14.451	51.667
2	16.528	18.000	14.278	48.806	2	16.620	17.805	14.568	48.993	2	16.462	17.703	14.288	48.453
3	16.408	17.693	14.293	48.394	3	16.213	17.651	14.322	48.186	3	16.272	17.482	14.258	48.012
4	16.049	17.450	14.190	47.689	4	16.137	17.665	14.288	48.090	4	16.210	17.639	14.235	48.084
5	15.983	17.538	14.368	47.889	5	16.050	17.506	14.414	47.970	5	16.091	17.516	14.366	47.973
6	16.027	17.384	14.130	47.541	6	16.090	17.695	14.374	48.159	6	16.248	17.495	14.268	48.011
7	16.426	17.462	14.176	48.064	7	16.176	17.416	14.306	47.898	7	16.595	17.431	14.221	48.247
8	16.117	17.393	14.185	47.695	8	15.980	17.502	14.409	47.891	8	15.971	17.407	14.311	47.689
No.305 BECKMANN David					No.310 DE FRANCESCO Devlin					No.324 RASPATELLI Matteo				
1	19.851	18.419	14.501	52.771	1	20.467	19.185	14.516	54.168	1	19.877	18.445	15.319	53.641
2	16.513	17.714	14.287	48.514	2	16.613	17.945	14.407	48.965	2	16.717	18.117	14.925	49.759
3	16.291	17.763	14.751	48.805	3	16.181	17.548	14.268	47.997	3	16.348	17.745	14.505	48.598
4	16.098	18.652	14.279	49.029	4	16.076	17.669	14.167	47.912	4	16.143	17.661	14.762	48.566
5	18.063	17.493	14.233	49.789	5	18.565	17.595	14.251	50.411	5	16.410	17.781	14.352	48.543
6	16.137	17.297	14.321	47.755	6	16.193	17.442	14.231	47.866	6	16.229	17.494	14.670	48.393
7	15.950	17.428	14.284	47.662	7	16.004	17.392	14.275	47.671	7	16.162	17.531	14.431	48.124
No.306 MAZEPIN Nikita					No.311 SITNIKOV Nikita					No.325 AHMED Enaam				
1	20.530	18.782	14.660	53.972	1	18.896	18.168	14.406	51.470	1	21.880	18.792	14.536	55.208
2	16.937	17.981	14.696	49.614	2	16.416	17.814	14.182	48.412	2	16.554	17.756	14.395	48.705
3	17.668	18.004	14.689	50.361	3	16.239	17.517	14.324	48.080	3	17.019	17.481	14.291	48.791
4	17.517	17.765	14.377	49.659	4	16.078	17.473	14.401	47.952	4	16.073	17.482	14.398	47.953
5	16.066	17.518	14.308	47.892	5	16.085	17.429	14.926	48.440	5	16.250	17.536	14.254	48.040
6	16.076	17.535	14.261	47.872	6	16.245	17.457	14.462	48.164	6	16.763	17.265	14.144	48.172
7	16.032	17.956	14.344	48.332	7	16.394	17.382	14.305	48.081	7	15.986	17.397	14.125	47.508
8	15.967	17.779	14.487	48.233	8	15.841	17.348	14.227	47.416	8	15.910	18.067	14.201	48.178
No.307 FLORESCU Petru					No.316 ALESI Giuliano					No.330 DARUVALA Jehan				
1	21.055	18.831	14.547	54.433	1	22.196	19.909	15.133	57.238	1	18.472	18.194	14.482	51.148
2	16.660	18.058	14.561	49.279	2	18.526	18.976	15.049	52.551	2	16.379	17.872	14.374	48.625
3	17.393	18.061	15.336	50.790	3	17.240	18.608	15.037	50.885	3	16.484	17.657	14.258	48.399
4	17.282	17.835	14.251	49.368	4	17.181	18.544	14.824	50.549	4	16.189	17.543	14.230	47.962
5	16.131	17.434	14.206	47.771	5	16.845	18.173	14.799	49.817	5	16.072	17.456	14.428	47.956
6	16.105	17.646	14.196	47.947	6	16.826	18.108	14.759	49.693	6	16.197	17.282	14.253	47.732
7	16.023	18.035	14.219	48.277	7	16.612	18.099	14.748	49.459	7	16.033	17.422	14.259	47.714
8	16.047	17.728	14.393	48.168	8	16.649	18.156	14.763	49.568	8	15.839	17.486	14.404	47.729
No.308 AUBRY Gabriel					No.318 VALTONEN Isac					No.331 NORRIS Lando				
1	19.264	18.382	14.584	52.230	1	22.057	19.452	14.771	56.280	1	17.713	18.365	14.662	50.740
2	16.499	17.845	14.400	48.744	2	16.655	18.056	14.386	49.097	2	16.487	17.981	14.528	48.996
3	17.004	17.646	14.489	49.139	3	16.522	18.658	14.666	49.846	3	16.212	17.547	14.596	48.355
4	16.084	17.501	14.346	47.931	4	16.513	18.065	14.525	49.103	4	16.111	17.681	14.242	48.034
5	16.092	17.428	14.294	47.814	5	16.598	17.740	14.409	48.747	5	16.062	17.489	14.399	47.950
6	16.057	17.397	14.323	47.777	6	16.450	17.995	14.335	48.780	6	16.024	17.353	14.410	47.787
7	16.093	17.370	14.252	47.715	7	16.109	18.093	14.326	48.528	7	15.979	17.437	14.458	47.874
8	16.142	17.369	14.156	47.667	8	16.158	17.911	14.681	48.750	8	16.034	17.419	14.307	47.760



KFJ

Qualifying Heat B-D

Lap Time Analysis

For information purposes. No official / regulatory value

Laps	Sector 1	Sector 2	Sector 3	Lap Time	Laps	Sector 1	Sector 2	Sector 3	Lap Time
No.339 ATOEV Vladimir					No.361 HAAPALAINEN Toumas				
1	21.588	19.326	14.512	55.426	1	22.109	19.525	14.818	56.452
2	16.643	17.951	14.346	48.940	2	16.586	17.878	14.366	48.830
3	16.994	18.026	14.397	49.417	3	16.733	18.292	14.361	49.386
4	18.122	17.906	14.259	50.287	4	16.559	17.502	14.468	48.529
5	16.676	17.622	14.263	48.561	5	16.224	17.413	14.307	47.944
6	16.493	17.529	14.443	48.465	6	16.101	17.397	14.343	47.841
7	16.516	18.036	14.334	48.886	7	15.961	17.542	14.328	47.831
8	16.504	18.015	14.666	49.185	8	16.113	17.408	14.588	48.109
No.346 ANDRES Keyvan					No.369 CHAIMONGKOL Sasakorn				
1	23.982	18.770	14.787	57.539	1	19.699	18.425	14.512	52.636
2	16.688	17.888	14.424	49.000	2	17.232	17.803	14.381	49.416
3	16.409	18.315	14.717	49.441	3	16.144	17.572	14.526	48.242
4	16.305	18.105	14.307	48.717	4	16.158	17.624	14.289	48.071
5	16.427	17.547	14.714	48.688	5	16.141	17.574	14.463	48.178
6	16.420	17.919	14.358	48.697	6	16.252	17.673	14.557	48.482
7	16.187	17.744	14.311	48.242					
8	16.332	17.683	14.860	48.875					
No.353 SMORODINOV Alexey					No.371 PEX Stan				
1	21.805	19.649	14.771	56.225	1	21.767	19.157	14.659	55.583
2	16.564	17.987	14.455	49.006	2	16.476	17.979	14.394	48.849
3	16.530	18.394	14.345	49.269	3	17.087	18.035	14.489	49.611
4	16.698	18.120	14.311	49.129	4	16.403	17.544	14.449	48.396
5	17.303	17.667	14.391	49.361	5	16.083	17.533	14.225	47.841
6	16.297	17.749	14.322	48.368	6	16.061	17.360	14.200	47.621
7	16.539	18.089	14.401	49.029	7	16.098	17.515	14.435	48.048
8	16.171	17.855	14.770	48.796	8	16.215	17.928	14.826	48.969
No.354 KISELEV Kirill									
1	21.553	19.408	14.779	55.740					
2	16.656	17.839	14.425	48.920					
3	16.899	18.894	14.518	50.311					
4	16.883	17.973	14.280	49.136					
5	16.225	17.594	14.459	48.278					
6	16.802	17.575	14.409	48.786					
7	16.388	17.706	14.518	48.612					
8	16.126	17.433	14.434	47.993					
No.358 SANTOS Gomez Lisard									
1	22.111	19.815	14.805	56.731					
2	16.785	17.877	14.563	49.225					
3	16.472	18.504	15.260	50.236					
4	16.601	17.870	14.608	49.079					
5	16.519	17.677	14.499	48.695					
6	16.319	17.704	14.385	48.408					
7	16.350	17.978	14.528	48.856					
8	16.338	17.646	14.457	48.441					



























KFJ

Qualifying Heat B-D

Document 14

Starting Grid

Subject to scrutineering & sporting investigations

316	ALESI Giuliano Intrepid / Tm / Vega		12	312	MATVEEV Ivan Tony Kart / Bmb / Vega	
318	VALTONEN Isac Energy / Tm / Vega		11	353	SMORODINOV Alexey Tony Kart / Parilla / Vega	
358	SANTOS Gomez Lisard Crg / Parilla / Vega		10	354	KISELEV Kirill Tony Kart / Parilla / Vega	
346	ANDRES Keyvan Zanardi / Parilla / Vega		9	339	ATOEV Vladimir Tony Kart / Vortex / Vega	
324	RASPATELLI Matteo Lh / Bmb / Vega		8	361	HAAPALAINEN Toumas Art Gp / Tm / Vega	
307	FLORESCU Petru Zanardi / Parilla / Vega		7	306	MAZEPIN Nikita Zanardi / Parilla / Vega	
309	LEHOUCK Arthur Lenzo / Lke / Vega		6	310	DE FRANCESCO Devlin Crg / Vortex / Vega	
302	LORANDI Leonardo Tony Kart / Vortex / Vega		5	371	PEX Stan Crg / Tm / Vega	
323	KARI Niko Lh / Bmb / Vega		4	325	AHMED Enaam Fa / Vortex / Vega	
308	AUBRY Gabriel Birel / Tm / Vega		3	305	BECKMANN David Zanardi / Bmb / Vega	
330	DARUVALA Jehan Fa / Vortex / Vega		2	369	CHAIMONGKOL Sasakorn Art Gp / Tm / Vega	
311	SITNIKOV Nikita Tony Kart / Bmb / Vega		1	331	NORRIS Lando Fa / Vortex / Vega	

POLE POSITION




KFJ
Qualifying Heat C-E
Document 15.2
Results

Subject to scrutineering & sporting investigations

Rnk	No.	Entrant	Nat	Driver	Nat	Equipment	Laps	Gap	Interv.	Best Lap	Points
1	329	Ricky Flynn Motorsport		FEWTRELL Max		Fa / Vortex / Vega	8			47.846	0
2	344	Lm Karting		DARRAS Julien		Tony Kart / Vortex / Vega	8	3.086	3.086	47.774	2
3	335	Ward Racing		SARGEANT Logan		Tony Kart / Vortex / Vega	8	3.111	0.025	47.727	3
4	337	Ward Racing		FLOERSCH Sophia		Tony Kart / Vortex / Vega	8	3.177	0.066	47.811	4
5	333	Defourny Didier		DEFOURNY Max		Kosmic / Tm / Vega	8	3.966	0.789	47.668	5
6	362	Forza Racing		MONGER Billy		Crg / Tm / Vega	8	4.162	0.196	47.496	6
7	355	Tony Kart Racing Team		BETSCH Mick		Tony Kart / Vortex / Vega	8	4.219	0.057	47.903	7
8	359	Osella Engineering Srl		ALEX		Dr / Tm / Vega	8	4.462	0.243	47.830	8
9	328	Ricky Flynn Motorsport		BALE Tom		Fa / Vortex / Vega	8	5.801	1.339	47.456	9
10	320	Art Grand Prix		SETTE CAMARA Sergio Sar		Art Gp / Tm / Vega	8	7.288	1.487	48.447	10
11	356	Praga Kart Racing		SATO Marino		Praga / Parilla / Vega	8	7.942	0.654	47.831	11
12	345	Keijzer Racing		VAN LEEUWEN Martijn		Zanardi / Parilla / Vega	8	8.937	0.995	47.802	12
13	332	Gandolfi Ennio Racing		POLLARA Alessio		Energy / Tm / Vega	8	8.948	0.011	47.850	13
14	350	Scuderia Pcr		SEREIA Gabriel		Pcr / Parilla / Vega	8	10.268	1.320	47.652	14
15	343	Comer Spa		GUVEN Ayhancan		Top Kart / Parilla / Vega	8	11.898	1.630	48.092	15
16	347	M2 Racing Karts		GARCIA Marta		Crg / Parilla / Vega	8	12.124	0.226	47.934	16
17	370	Chiesa Corse		SUN Yueyang		Zanardi / Parilla / Vega	8	13.110	0.986	48.199	17
18	314	Dr Racing Kart		MARINESCU Alexandra		Dr / Tm / Vega	8	13.903	0.793	48.362	18
19	363	Pablo Russo Piovani		RUSSO IGLESIAS Guillermo		Fa Kart / Vortex / Vega	8	16.255	2.352	47.672	19
20	322	Forza Racing		SHWARTZMAN Robert		Crg / Tm / Vega	8	23.060	6.805	48.006	20
21	365	Giannoni Maurizio		GIANNONI Lorenzo		Tony Kart / Tm / Vega	6	2 Laps	2 Laps	47.784	21
22	352	Go Kart Team		VAJDA Andrei		Kali Kart / Parilla / Vega	5	3 Laps	1 Lap	48.906	22
23	351	Mosca Diego		MOSCA Tommaso		Tony Kart / Bmb / Vega	0	8 Laps	5 Laps		23

Not Classified

	348	Mazzola Antonio		MAZZOLA Pietro		Lh / Bmb / Vega		DNS			26
--	-----	-----------------	--	-----------------------	--	-----------------	--	------------	--	--	-----------

Leaders : No.329 FEWTRELL Max (1-8)

Start Time : 01/02/2013 - 15:40:50

Best Lap : No.328 BALE Tom

47.456 94,82 Kph

Weather : Sunny Air : 16°C Track : Dry

Event Record : No.301 LORANDI Alessio

46.708 96,34 Kph


KFJ
Qualifying Heat C-E
Lap Chart

For information purposes. No official / regulatory value

	1	2	3	4	5	6	7	8	9	10	11	12	13	14	15	16	17	18	19	20	21	22	23	24
Grid	363	329	335	337	351	328	359	365	345	355	350	356	344	333	332	347	348	343	370	320	314	352	362	322
Start	363	329	335	351	337	359	328	345	365	350	355	344	356	333	332	370	347	320	352	314	362	322	343	
Lap 1 Interval	329	363 0.8	337 0.0	335 0.0	355 0.0	344 0.7	370 0.3	347 0.0	333 1.0	359 0.0	320 0.3	362 0.4	352 0.2	356 0.0	365 0.8	332 0.2	343 0.1	322 0.2	328 0.7	345 0.2	314 0.6	350 1.4		
Lap 2	329	355 1.8	335 0.0	344 0.5	337 0.0	347 0.2	370 0.0	333 0.1	359 0.4	320 0.3	362 0.2	356 0.3	352 1.5	365 0.1	332 0.0	328 0.5	345 0.1	343 0.4	322 0.8	314 0.1	350 0.2	363 6.5		
Lap 3	329	355 2.1	335 0.1	344 0.2	337 0.3	347 0.5	333 0.2	359 0.1	320 0.2	362 0.2	356 0.1	370 0.4	328 1.9	365 0.2	332 0.4	345 0.7	343 0.1	350 0.7	352 0.1	314 0.3	363 6.5	322 4.9		
Lap 4	329	355 2.2	344 0.3	335 0.1	337 0.0	359 1.1	333 0.0	362 0.1	320 0.5	347 0.0	356 0.0	370 0.2	328 1.1	365 0.5	332 0.6	345 0.5	343 0.6	350 0.0	352 1.4	314 0.2	363 6.0	322 6.2		
Lap 5	329	355 2.4	335 0.3	344 0.0	337 0.1	333 1.3	359 0.1	362 0.0	320 0.8	370 0.1	328 0.5	365 0.8	356 0.1	332 0.5	345 0.1	347 0.1	343 0.4	350 0.1	352 2.2	314 0.0	363 5.2	322 6.3		
Lap 6	329	355 2.6	335 0.0	344 0.3	337 0.1	333 1.0	362 0.3	359 0.0	320 1.6	328 0.3	356 1.6	332 0.4	347 0.0	343 0.0	345 0.1	350 0.3	370 1.3	314 2.5	365 1.8	363 1.1	322 6.7			
Lap 7	329	355 2.6	344 0.2	335 0.1	337 0.1	333 0.9	362 0.0	359 0.4	328 1.9	320 0.5	356 1.2	332 0.4	345 0.2	350 1.3	343 1.3	347 0.6	370 0.5	314 0.8	363 2.8	322 6.4				
Lap 8	329	344 3.0	335 0.0	337 0.0	333 0.7	362 0.1	355 0.0	359 0.2	328 1.3	320 1.4	356 0.6	345 0.9	332 0.0	350 1.3	343 1.6	347 0.2	370 0.9	314 0.7	363 2.3	322 6.8				


KFJ
Qualifying Heat C-E
Lap Time Analysis

For information purposes. No official / regulatory value

Laps	Sector 1	Sector 2	Sector 3	Lap Time	Laps	Sector 1	Sector 2	Sector 3	Lap Time	Laps	Sector 1	Sector 2	Sector 3	Lap Time
No.314 MARINESCU Alexandra					No.332 POLLARA Alessio					No.344 DARRAS Julien				
1	21.730	21.997	14.874	58.601	1	22.737	19.399	14.713	56.849	1	20.297	18.355	14.625	53.277
2	16.675	18.228	14.920	49.823	2	16.557	18.324	14.834	49.715	2	16.843	18.410	14.647	49.900
3	17.058	18.303	14.572	49.933	3	16.729	18.791	14.457	49.977	3	16.205	18.003	14.211	48.419
4	16.492	17.835	14.491	48.818	4	16.058	17.592	14.352	48.002	4	16.185	17.555	14.533	48.273
5	16.371	17.914	14.463	48.748	5	16.134	17.982	14.451	48.567	5	16.145	17.829	14.419	48.393
6	17.042	17.876	15.032	49.950	6	16.029	17.960	14.674	48.663	6	16.331	17.425	14.209	47.965
7	16.346	17.599	14.453	48.398	7	16.082	17.409	14.359	47.850	7	16.032	17.451	14.291	47.774
8	16.273	17.568	14.521	48.362	8	16.047	17.566	14.810	48.423	8	16.209	17.627	14.538	48.374
No.320 SETTE CAMARA Sergio Santos Jr					No.333 DEFOURNY Max					No.345 VAN LEEUWEN Martijn				
1	20.977	18.877	14.938	54.792	1	21.153	18.861	14.591	54.605	1	22.739	21.275	14.622	58.636
2	16.504	18.085	14.528	49.117	2	16.592	17.921	14.334	48.847	2	16.623	17.893	14.500	49.016
3	16.442	18.018	14.375	48.835	3	16.869	18.024	14.274	49.167	3	16.654	18.770	14.596	50.020
4	16.070	17.715	14.976	48.761	4	16.125	17.669	14.675	48.469	4	16.175	17.349	14.278	47.802
5	16.950	17.589	14.466	49.005	5	16.501	17.696	14.319	48.516	5	16.005	17.628	14.520	48.153
6	16.251	17.667	14.608	48.526	6	15.973	17.391	14.304	47.668	6	15.975	18.383	14.477	48.835
7	16.056	18.011	14.598	48.665	7	15.945	17.422	14.401	47.768	7	16.248	17.343	14.218	47.809
8	16.188	17.622	14.637	48.447	8	15.988	17.613	14.464	48.065	8	16.134	17.337	14.647	48.118
No.322 SHWARTZMAN Robert					No.335 SARGEANT Logan					No.347 GARCIA Marta				
1	21.511	20.567	14.570	56.648	1	18.856	18.761	15.261	52.878	1	20.441	18.448	14.415	53.304
2	16.574	18.421	16.391	51.386	2	17.518	18.207	14.406	50.131	2	16.671	18.374	14.736	49.781
3	16.394	29.031	16.185	1:01.610	3	16.679	17.806	14.234	48.719	3	16.911	17.860	14.290	49.061
4	17.255	17.858	14.449	49.562	4	16.281	17.554	14.818	48.653	4	16.252	17.585	15.600	49.437
5	16.217	17.428	14.361	48.006	5	16.189	17.796	14.222	48.207	5	18.272	18.490	14.908	51.670
6	16.164	17.448	14.457	48.069	6	16.094	17.507	14.126	47.727	6	16.119	17.842	14.479	48.440
7	16.299	17.373	14.397	48.069	7	16.134	17.512	14.534	48.180	7	18.650	18.386	14.391	51.427
8	16.213	17.442	14.507	48.162	8	16.197	17.669	14.433	48.299	8	16.217	17.519	14.198	47.934
No.328 BALE Tom					No.337 FLOERSCH Sophia					No.350 SEREIA Gabriel				
1	24.831	18.954	14.619	58.404	1	19.032	18.827	14.911	52.770	1	27.825	18.250	14.661	1:00.736
2	16.302	18.100	14.715	49.117	2	17.217	18.703	14.836	50.756	2	16.417	17.766	14.438	48.621
3	16.479	17.868	14.337	48.684	3	16.807	17.680	14.265	48.752	3	16.436	18.195	14.485	49.116
4	15.937	17.272	14.247	47.456	4	16.061	17.554	14.440	48.055	4	15.999	17.410	14.243	47.652
5	16.602	17.454	14.189	48.245	5	16.308	17.772	14.248	48.328	5	16.188	17.600	14.347	48.135
6	15.923	18.001	14.210	48.134	6	16.307	17.533	14.199	48.039	6	16.020	17.780	14.627	48.427
7	15.896	17.591	14.270	47.757	7	16.024	17.471	14.316	47.811	7	16.455	18.063	14.358	48.876
8	15.916	17.301	14.293	47.510	8	16.219	17.707	14.318	48.244	8	16.111	17.573	14.389	48.073
No.329 FEWTRELL Max					No.343 GUVEN Ayhancan					No.352 VAJDA Andrei				
1	18.690	18.668	14.670	52.028	1	19.409	20.124	14.678	54.211	1	21.168	18.932	15.355	55.455
2	16.632	17.950	14.523	49.105	2	16.596	18.450	15.714	50.760	2	17.149	18.527	14.845	50.521
3	16.353	17.588	14.413	48.354	3	16.455	18.349	14.848	49.652	3	17.558	19.684	14.824	52.066
4	16.227	17.546	14.426	48.199	4	16.313	17.615	14.389	48.317	4	16.427	17.901	14.578	48.906
5	16.241	17.457	14.381	48.079	5	16.031	17.698	14.363	48.092	5	16.334	17.895	14.728	48.957
6	16.045	17.447	14.354	47.846	6	15.996	17.660	14.447	48.103					
7	16.102	17.471	14.370	47.943	7			14.583	50.642					
8	16.232	17.563	14.359	48.154	8	16.278	17.604	14.515	48.397					
No.355 BETSCH Mick														
1	19.200	18.569	14.783	52.552										
2	17.069	18.329	14.647	50.045										



KFJ

Qualifying Heat C-E

Lap Time Analysis

For information purposes. No official / regulatory value

Laps	Sector 1	Sector 2	Sector 3	Lap Time
3	16.501	17.769	14.358	48.628
4	16.241	17.597	14.529	48.367
5	16.299	17.561	14.412	48.272
6	16.134	17.473	14.411	48.018
7	16.099	17.427	14.377	47.903
8	16.294	17.623	15.846	49.763

No.356 SATO Marino

1	22.028	18.951	14.991	55.970
2	16.548	17.914	14.477	48.939
3	16.307	18.039	14.308	48.654
4	16.079	17.581	14.720	48.380
5	17.781	18.168	14.823	50.772
6	16.146	17.402	15.205	48.753
7	16.102	17.271	14.519	47.892
8	16.120	17.357	14.354	47.831

No.359 ALEX

1	21.283	18.960	14.829	55.072
2	16.758	18.059	14.379	49.196
3	16.534	18.099	14.277	48.910
4	16.119	17.689	14.440	48.248
5	16.693	17.775	14.297	48.765
6	15.962	17.551	14.362	47.875
7	15.990	17.572	14.268	47.830
8	16.044	17.517	14.532	48.093

No.362 MONGER Billy

1	21.246	18.992	14.802	55.040
2	16.529	17.975	14.357	48.861
3	16.288	18.254	14.296	48.838
4	16.076	17.606	14.319	48.001
5	16.812	17.603	14.215	48.630
6	16.029	17.571	14.118	47.718
7	15.820	17.413	14.263	47.496
8	16.038	17.687	14.472	48.197

No.363 RUSSO IGLESIAS Guillermo

1	18.577	19.242	15.081	52.900
2	16.976	31.089	15.379	1:03.444
3	16.923	18.082	14.624	49.629
4	16.233	17.526	14.526	48.285
5	16.058	17.454	14.409	47.921
6	15.951	17.333	14.388	47.672
7	16.353	17.550	14.416	48.319
8	16.013	17.480	14.355	47.848

No.365 GIANNONI Lorenzo

1	22.872	19.408	14.694	56.974
2	16.445	18.810	14.574	49.829

Laps	Sector 1	Sector 2	Sector 3	Lap Time
3	16.595	18.770	14.219	49.584
4	16.033	17.516	14.235	47.784
5	16.246	17.804	14.495	48.545
6	15.932	17.473	22.260	55.665

No.370 SUN Yueyang

1	20.265	18.342	14.785	53.392
2	17.015	18.165	14.652	49.832
3	16.773	19.194	14.600	50.567
4	16.220	17.558	14.421	48.199
5	16.941	17.517	14.391	48.849
6	16.261	18.488	18.072	52.821
7	17.722	17.918	14.456	50.096
8	16.383	17.539	14.454	48.376



362	MONGER Billy Crg / Tm / Vega		12	322	SHWARTZMAN Robert Crg / Tm / Vega	
314	MARINESCU Alexandra Dr / Tm / Vega		11	352	VAJDA Andrei Kali Kart / Parilla / Vega	
370	SUN Yueyang Zanardi / Parilla / Vega		10	320	SETTE CAMARA Sergio Santos Jr Art Gp / Tm / Vega	
348	MAZZOLA Pietro Lh / Bmb / Vega		9	343	GUVEN Ayhancan Top Kart / Parilla / Vega	
332	POLLARA Alessio Energy / Tm / Vega		8	347	GARCIA Marta Crg / Parilla / Vega	
344	DARRAS Julien Tony Kart / Vortex / Vega		7	333	DEFOURNY Max Kosmic / Tm / Vega	
350	SEREIA Gabriel Pcr / Parilla / Vega		6	356	SATO Marino Praga / Parilla / Vega	
345	VAN LEEUWEN Martijn Zanardi / Parilla / Vega		5	355	BETSCH Mick Tony Kart / Vortex / Vega	
359	ALEX Dr / Tm / Vega		4	365	GIANNONI Lorenzo Tony Kart / Tm / Vega	
351	MOSCA Tommaso Tony Kart / Bmb / Vega		3	328	BALE Tom Fa / Vortex / Vega	
335	SARGEANT Logan Tony Kart / Vortex / Vega		2	337	FLOERSCH Sophia Tony Kart / Vortex / Vega	
363	RUSSO IGLESIAS Guillermo Fa Kart / Vortex / Vega		1	329	FEWTRELL Max Fa / Vortex / Vega	

POLE POSITION




KFJ
Qualifying Practice (QP)
Document 12.1 OFFICIAL
Results

Subject to scrutineering & sporting investigations

Rnk	No.	Entrant	Nat	Driver	Nat	Equipment	QPS1	QPS2	Time	SP	Gap	Group
1	301	Baby Race Srl	ITA	LORANDI Alessio	ITA	Tony Kart / Vortex / Vega	46.708	-	46.708	46.903		A
2	311	Team Komarov	RUS	SITNIKOV Nikita	RUS	Tony Kart / Bmb / Vega	46.910	-	46.910	46.946	0.043	B
3	363	Pablo Russo Piovani	ESP	RUSSO IGLESIAS Guillern	ESP	Fa Kart / Vortex / Vega	-	47.057	46.958	46.958	0.055	C
4	331	Ricky Flynn Motorsport	GBR	NORRIS Lando	GBR	Fa / Vortex / Vega	-	46.716	46.716	46.963	0.060	D
5	329	Ricky Flynn Motorsport	GBR	FEWTRELL Max	GBR	Fa / Vortex / Vega	-	46.950	46.950	47.041	0.138	E
6	327	Travisanutto Fabrizio	ITA	TRAVISANUTTO Lorenzo	ITA	Tony Kart / Vortex / Vega	46.933	-	46.933	47.046	0.143	A
7	330	Ricky Flynn Motorsport	GBR	DARUVALA Jehan	IND	Fa / Vortex / Vega	-	46.977	46.977	47.061	0.158	B
8	335	Ward Racing	SWE	SARGEANT Logan	USA	Tony Kart / Vortex / Vega	-	46.879	46.879	47.102	0.199	C
9	369	Millennium Motorsport	GBR	CHAIMONGKOL Sasakor	THA	Art Gp / Tm / Vega	46.898	-	46.898	47.197	0.294	D
10	337	Ward Racing	SWE	FLOERSCH Sophia	DEU	Tony Kart / Vortex / Vega	-	47.048	47.048	47.212	0.309	E
11	338	Ward Racing	SWE	VARTANYAN Alexander	RUS	Tony Kart / Vortex / Vega	46.863	-	46.863	47.319	0.416	A
12	308	Birel Motorsport	ITA	AUBRY Gabriel	ITA	Birel / Tm / Vega	46.890	-	46.890	47.333	0.430	B
13	351	Mosca Diego	ITA	MOSCA Tommaso	ITA	Tony Kart / Bmb / Vega	46.949	-	46.949	-		C
14	305	Keijzer Racing	NLD	BECKMANN David	DEU	Zanardi / Bmb / Vega	46.959	-	46.959	-	0.010	D
15	328	Ricky Flynn Motorsport	GBR	BALE Tom	ARE	Fa / Vortex / Vega	46.963	-	46.963	-	0.014	E
16	368	Morsicani Racing	ITA	PULCINI Leonardo	ITA	Tony Kart / Vortex / Vega	-	47.094	47.094	-	0.145	A
17	323	Lh Racing Team	SWE	KARI Niko	FIN	Lh / Bmb / Vega	-	47.121	47.121	-	0.172	B
18	359	Osella Engineering Srl	ITA	ALEX	ITA	Dr / Tm / Vega	-	47.122	47.122	-	0.173	C
19	325	Ricky Flynn Motorsport	GBR	AHMED Enaam	GBR	Fa / Vortex / Vega	-	47.124	47.124	-	0.175	D
20	365	Giannoni Maurizio	ITA	GIANNONI Lorenzo	ITA	Tony Kart / Tm / Vega	47.129	-	47.129	-	0.180	E
21	317	Team Oakes	GBR	PULL James	SGP	Zanardi / Parilla / Vega	47.133	-	47.133	-	0.184	A
22	302	Baby Race Srl	ITA	LORANDI Leonardo	ITA	Tony Kart / Vortex / Vega	-	47.151	47.151	-	0.202	B
23	345	Keijzer Racing	NLD	VAN LEEUWEN Martijn	NLD	Zanardi / Parilla / Vega	-	47.158	47.158	-	0.209	C
24	371	Crg Holland	NLD	PEX Stan	NLD	Crg / Tm / Vega	47.166	-	47.166	-	0.217	D
25	355	Tony Kart Racing Team	ITA	BETSCH Mick	DEU	Tony Kart / Vortex / Vega	-	47.204	47.204	-	0.255	E
26	319	Energy Corse Srl	ITA	THOMPSON Parker	CAN	Energy / Tm / Vega	47.210	-	47.210	-	0.261	A
27	309	Lenzokart	ITA	LEHOUCK Arthur	ITA	Lenzo / Lke / Vega	47.225	-	47.225	-	0.276	B
28	350	Scuderia Pcr	ITA	SEREIA Gabriel	BRA	Pcr / Parilla / Vega	47.237	-	47.237	-	0.288	C
29	310	Dfr	USA	DE FRANCESCO Devlin	USA	Crg / Vortex / Vega	-	47.245	47.245	-	0.296	D
30	356	Praga Kart Racing	ITA	SATO Marino	JPN	Praga / Parilla / Vega	47.249	-	47.249	-	0.300	E
31	364	Chiesa Corse	ITA	ELPITIYA Bryan	ITA	Zanardi / Parilla / Vega	47.257	-	47.257	-	0.308	A
32	307	Chiesa Corse	ITA	FLORESCU Petru	ROU	Zanardi / Parilla / Vega	-	47.275	47.275	-	0.326	B
33	344	Lm Karting	ITA	DARRAS Julien	ITA	Tony Kart / Vortex / Vega	-	47.283	47.283	-	0.334	C
34	306	Chiesa Corse	ITA	MAZEPIN Nikita	RUS	Zanardi / Parilla / Vega	-	47.284	47.284	-	0.335	D
35	333	Defourny Didier	LUX	DEFOURNY Max	LUX	Kosmic / Tm / Vega	47.300	-	47.300	-	0.351	E
36	303	Baby Race Srl	ITA	MAINI Arjun	IND	Tony Kart / Vortex / Vega	47.338	-	47.338	-	0.389	A
37	324	Lh Racing Team	SWE	RASPATELLI Matteo	BEL	Lh / Bmb / Vega	47.343	-	47.343	-	0.394	B
38	332	Gandolfi Ennio Racing	ITA	POLLARA Alessio	ITA	Energy / Tm / Vega	47.348	-	47.348	-	0.399	C
39	361	Art Grand Prix	ITA	HAAPALAINEN Toumas	FIN	Art Gp / Tm / Vega	-	47.351	47.351	-	0.402	D
40	347	M2 Racing Karts	ESP	GARCIA Marta	ESP	Crg / Parilla / Vega	47.360	-	47.360	-	0.411	E
41	367	Formula K Srl	ITA	STURA Alessandro	ITA	Formula K / Lke / Vega	-	47.374	47.374	-	0.425	A
42	346	Keijzer Racing	NLD	ANDRES Keyvan	USA	Zanardi / Parilla / Vega	-	47.464	47.464	-	0.515	B
43	348	Mazzola Antonio	ITA	MAZZOLA Pietro	ITA	Lh / Bmb / Vega	-	47.496	47.496	-	0.547	C
44	339	Ward Racing	SWE	ATOEV Vladimir	RUS	Tony Kart / Vortex / Vega	47.506	-	47.506	-	0.557	D
45	343	Comer Spa	ITA	GUVEN Ayhancan	TUR	Top Kart / Parilla / Vega	-	47.508	47.508	-	0.559	E
46	341	Art Grand Prix	ITA	BORRELLI Diego	VEN	Art Gp / Tm / Vega	47.564	-	47.564	-	0.615	A
47	358	M 2 Racing Karts	ESP	SANTOS Gomez Lisard	ESP	Crg / Parilla / Vega	47.586	-	47.586	-	0.637	B

Gap Between Series : 100.02%


KFJ
Qualifying Practice (QP)
Document 12.1 OFFICIAL
Results

Subject to scrutineering & sporting investigations

Rnk	No.	Entrant	Nat	Driver	Nat	Equipment	QPS1	QPS2	Time	SP	Gap	Group
48	370	Chiesa Corse	ITA	SUN Yueyang	CHN	Zanardi / Parilla / Vega	47.590	-	47.590	-	0.641	C
49	354	Ab Motorsport Racing Team	ITA	KISELEV Kirill	RUS	Tony Kart / Parilla / Vega	47.619	-	47.619	-	0.670	D
50	320	Art Grand Prix	ITA	SETTE CAMARA Sergio S	BRA	Art Gp / Tm / Vega	-	47.674	47.674	-	0.725	E
51	360	M 2 Racing Karts	ESP	LLOVERAS Xavier	ESP	Crg / Parilla / Vega	-	47.729	47.729	-	0.780	A
52	318	Energy Corse Srl	ITA	VALTONEN Isac	SWE	Energy / Tm / Vega	-	47.752	47.752	-	0.803	B
53	314	Dr Racing Kart	ITA	MARINESCU Alexandra	ROU	Dr / Tm / Vega	-	48.024	48.024	-	1.075	C
54	353	Ab Motorsport Racing Team	ITA	SMORODINOV Alexey	RUS	Tony Kart / Parilla / Vega	48.075	-	48.075	-	1.126	D
55	352	Go Kart Team	ROU	VAJDA Andrei	ROU	Kali Kart / Parilla / Vega	-	48.148	48.148	-	1.199	E
56	340	Energy Germany Jedi Racing	DEU	MARTYNYUK Maxim	RUS	Energy / Tm / Vega	-	48.212	48.212	-	1.263	A
57	316	Intrepid Driver Program	ITA	ALESI Giuliano	FRA	Intrepid / Tm / Vega	48.806	-	48.806	-	1.857	B
58	362	Forza Racing	GBR	MONGER Billy	GBR	Crg / Tm / Vega	54.324	-	54.324	-	7.375	C

Not Classified

	312	Team Komarov	RUS	MATVEEV Ivan	RUS	Tony Kart / Bmb / Vega	-	No Time		-		D
	322	Forza Racing	GBR	SHWARTZMAN Robert	RUS	Crg / Tm / Vega	No Time	-		-		E
	326	Ricky Flynn Motorsport	GBR	TICKTUM Daniel	GBR	Fa / Vortex / Vega	-	No Time		-		A

Gap Between Series : 100.02%


KFJ
Super Pole (SP)
Results
Document 11

Subject to scrutineering & sporting investigations

Rnk	No.	Entrant	Nat	Driver	Nat	Equipment	Sector 1	Sector 2	Sector 3	Time	Gap	Laps
1	301	Baby Race Srl	ITA	LORANDI Alessio	ITA	Tony Kart / Vortex / Vega	15.651	17.096	14.156	46.903		10
2	311	Team Komarov	RUS	SITNIKOV Nikita	RUS	Tony Kart / Bmb / Vega	15.754	17.114	14.078	46.946	0.043	10
3	363	Pablo Russo Piovani	ESP	RUSSO IGLESIAS Guillerm	ESP	Fa Kart / Vortex / Vega	15.615	17.073	14.270	46.958	0.055	10
4	331	Ricky Flynn Motorsport	GBR	NORRIS Lando	GBR	Fa / Vortex / Vega	15.673	17.141	14.149	46.963	0.060	4
5	329	Ricky Flynn Motorsport	GBR	FEWTRELL Max	GBR	Fa / Vortex / Vega	15.768	17.122	14.151	47.041	0.138	10
6	327	Travisanutto Fabrizio	ITA	TRAVISANUTTO Lorenz	ITA	Tony Kart / Vortex / Vega	15.639	17.175	14.232	47.046	0.143	9
7	330	Ricky Flynn Motorsport	GBR	DARUVALA Jehan	IND	Fa / Vortex / Vega	15.812	17.169	14.080	47.061	0.158	10
8	335	Ward Racing	SWE	SARGEANT Logan	USA	Tony Kart / Vortex / Vega	15.784	17.261	14.057	47.102	0.199	10
9	369	Millennium Motorsport	GBR	CHAIMONGKOL Sasakor	THA	Art Gp / Tm / Vega	15.673	17.283	14.241	47.197	0.294	10
10	337	Ward Racing	SWE	FLOERSCH Sophia	DEU	Tony Kart / Vortex / Vega	15.881	17.239	14.092	47.212	0.309	10
11	338	Ward Racing	SWE	VARTANYAN Alexander	RUS	Tony Kart / Vortex / Vega	15.904	17.203	14.212	47.319	0.416	12
12	308	Birel Motorsport	ITA	AUBRY Gabriel	ITA	Birel / Tm / Vega	15.808	17.280	14.245	47.333	0.430	9

Start Time : 01/02/2013 - 14:19:57

Best Lap : No.301 LORANDI Alessio

46.903 95,94 Kph

Weather : Slightly cloudy Air : 16°C Track : Dry

Event Record : No.301 LORANDI Alessio

46.708 96,34 Kph


KFJ
Super Pole (SP)
Best Sectors Analysis

For information purposes. No official / regulatory value

S1			S2			S3			Ideal Lap Times						
Rnk	No.	Time	Rnk	No.	Time	Rnk	No.	Time	Rnk	No.	Driver	Nat	Ideal Lap	Best Lap	Diff.
1	363	15.615	1	335	17.005	1	335	14.057	1	301	LORANDI Alessio	ITA	46.839	46.903	0.064
2	327	15.639	2	301	17.065	2	311	14.078	2	335	SARGEANT Logan	USA	46.846	47.102	0.256
3	369	15.643	3	363	17.073	3	330	14.080	3	363	RUSSO IGLESIAS Guillermo	ESP	46.943	46.958	0.015
4	301	15.651	4	311	17.114	4	337	14.092	4	311	SITNIKOV Nikita	RUS	46.946	46.946	
5	331	15.673	5	329	17.122	5	301	14.123	5	331	NORRIS Lando	GBR	46.963	46.963	
6	330	15.737	6	331	17.141	6	331	14.149	6	330	DARUVALA Jehan	IND	46.980	47.061	0.081
7	311	15.754	7	327	17.148	7	329	14.151	7	327	TRAVISANUTTO Lorenzo	ITA	47.019	47.046	0.027
8	329	15.768	8	330	17.163	8	369	14.162	8	329	FEWTRELL Max	GBR	47.041	47.041	
9	335	15.784	9	308	17.181	9	338	14.212	9	369	CHAIMONGKOL Sasakorn	THA	47.053	47.197	0.144
10	337	15.787	10	338	17.183	10	327	14.232	10	337	FLOERSCH Sophia	DEU	47.118	47.212	0.094
11	308	15.808	11	337	17.239	11	308	14.237	11	308	AUBRY Gabriel	FRA	47.226	47.333	0.107
12	338	15.851	12	369	17.248	12	363	14.255	12	338	VARTANYAN Alexander	RUS	47.246	47.319	0.073


KFJ
Super Pole (SP)
Lap Time Analysis

For information purposes. No official / regulatory value

Laps	Sector 1	Sector 2	Sector 3	Lap Time	Laps	Sector 1	Sector 2	Sector 3	Lap Time	Laps	Sector 1	Sector 2	Sector 3	Lap Time
No.301 LORANDI Alessio					3	16.025	17.318	14.795	48.138	No.338 VARTANYAN Alexander				
1	22.773	19.173	14.824	56.770	4	17.458	17.867	14.216	49.541	1	19.189	18.307	14.635	52.131
2	16.285	17.473	14.266	48.024	5	15.860	17.339	14.201	47.400	2	16.535	17.701	14.482	48.718
3	15.839	17.364	14.254	47.457	6	15.798	17.190	14.163	47.151	3	16.835	17.534	14.379	48.748
4	15.752	17.256	14.298	47.306	7	16.234	17.187	14.222	47.643	4	16.623	17.489	14.388	48.500
5	15.693	17.131	14.150	46.974	8	15.768	17.122	14.151	47.041	5	15.975	17.343	14.220	47.538
6	15.696	17.114	14.221	47.031	9	15.854	17.191	14.169	47.214	6	15.904	17.203	14.212	47.319
7	15.680	17.153	14.158	46.991	10	15.860	17.212	14.248	47.320	7	15.934	17.193	14.253	47.380
8	20.129	20.405	14.259	54.793	No.330 DARUVALA Jehan					8	15.851	17.232	14.260	47.343
9	15.763	17.065	14.123	46.951	1	18.976	23.154	16.432	58.562	9	15.868	17.183	14.422	47.473
10	15.651	17.096	14.156	46.903	2	16.567	17.635	14.148	48.350	10	15.956	17.212	14.672	47.840
No.308 AUBRY Gabriel					3	15.957	17.191	14.337	47.485	No.363 RUSSO IGLESIAS Guillermo				
1	20.349	18.856	14.880	54.085	4	15.898	17.195	14.085	47.178	1	19.532	25.391	20.104	1:05.027
2	16.692	17.816	14.444	48.952	5	15.737	17.889	14.173	47.799	2	17.060	18.363	14.494	49.917
3	16.321	17.481	14.888	48.690	6	15.820	17.189	14.156	47.165	3	16.186	17.471	14.379	48.036
4	16.388	17.365	14.237	47.990	7	15.810	17.178	14.147	47.135	4	16.384	17.960	14.525	48.869
5	15.808	17.280	14.245	47.333	8	16.458	17.187	14.144	47.789	5	16.104	17.492	14.349	47.945
6	15.827	17.181	14.339	47.347	9	15.812	17.169	14.080	47.061	6	15.951	17.188	14.361	47.500
7	15.884	17.418	14.294	47.596	10	15.877	17.163	14.091	47.131	7	15.727	17.442	14.292	47.461
8	15.964	17.371	14.403	47.738	No.331 NORRIS Lando					8	15.714	17.171	14.258	47.143
9	15.835	17.308	14.452	47.595	1	21.789	18.835	14.775	55.399	9	15.632	17.230	14.255	47.117
No.311 SITNIKOV Nikita					2	16.387	17.564	14.306	48.257	No.369 CHAIMONGKOL Sasakorn				
1	21.307	19.099	14.684	55.090	3	15.963	17.457	14.194	47.614	1	19.140	18.372	15.994	53.506
2	16.565	17.782	14.290	48.637	4	15.673	17.141	14.149	46.963	2	16.449	17.632	14.419	48.500
3	16.119	17.303	14.174	47.596	No.335 SARGEANT Logan					3	15.850	17.360	14.253	47.463
4	15.893	17.302	14.174	47.369	1	20.142	27.955	15.732	1:03.829	4	16.612	17.410	14.297	48.319
5	15.885	17.270	14.182	47.337	2	16.665	17.774	14.552	48.991	5	15.756	17.333	14.162	47.251
6	15.804	17.153	14.110	47.067	3	16.128	17.293	14.281	47.702	6	15.643	17.248	14.559	47.450
7	15.807	17.300	14.131	47.238	4	15.971	17.138	14.343	47.452	7	19.762	19.620	14.268	53.650
8	15.754	17.114	14.078	46.946	5	16.170	18.288	14.186	48.644	8	15.738	17.389	14.232	47.359
9	19.776	20.974	14.380	55.130	6	15.784	17.261	14.057	47.102	9	15.673	17.283	14.241	47.197
10	15.858	17.251	14.283	47.392	7	15.807	17.222	14.123	47.152	10	15.821	17.718	14.614	48.153
No.327 TRAVISANUTTO Lorenzo					8	16.023	17.138	14.228	47.389	No.337 FLOERSCH Sophia				
1	21.436	18.923	14.865	55.224	9	15.830	17.087	14.227	47.144	1	19.901	22.637	15.546	58.084
2	16.486	17.626	14.440	48.552	10	15.816	17.005	14.295	47.116	2	16.418	17.678	14.453	48.549
3	15.901	17.258	14.363	47.522	No.329 FEWTRELL Max					3	16.082	17.477	14.274	47.833
4	15.841	17.213	14.405	47.459	1	20.042	24.161	16.246	1:00.449	4	16.009	17.567	14.344	47.920
5	15.707	17.166	14.346	47.219	2	16.621	17.589	14.299	48.509	5	20.937	19.099	14.228	54.264
6	15.747	20.839	17.417	54.003	No.339 FEWTRELL Max					6	15.821	17.355	14.129	47.305
7	15.807	17.148	14.284	47.239	1	20.042	24.161	16.246	1:00.449	7	15.845	17.318	14.134	47.297
8	15.821	17.790	14.529	48.140	2	16.621	17.589	14.299	48.509	8	15.881	17.239	14.092	47.212
9	15.639	17.175	14.232	47.046	No.339 FEWTRELL Max					9	15.818	17.354	14.209	47.381
10	15.639	17.175	14.232	47.046	1	20.042	24.161	16.246	1:00.449	10	15.787	17.261	14.278	47.326


KFJ
Qualifying Practice Series 2 (QPS2)
Document 9.1 OFFICIAL
Results

Subject to scrutineering & sporting investigations

Rnk	No.	Entrant	Nat	Driver	Nat	Equipment	Sector 1	Sector 2	Sector 3	Time	Gap	Laps
1	331	Ricky Flynn Motorsport		NORRIS Lando		Fa / Vortex / Vega	15.600	17.040	14.076	46.716		7
2	335	Ward Racing		SARGEANT Logan		Tony Kart / Vortex / Vega	15.765	16.957	14.157	46.879	0.163	8
3	329	Ricky Flynn Motorsport		FEWTRELL Max		Fa / Vortex / Vega	15.753	17.043	14.154	46.950	0.234	8
4	330	Ricky Flynn Motorsport		DARUVALA Jehan		Fa / Vortex / Vega	15.757	17.134	14.086	46.977	0.261	8
5	337	Ward Racing		FLOERSCH Sophia		Tony Kart / Vortex / Vega	15.842	17.134	14.072	47.048	0.332	8
6	363	Pablo Russo Piovani		RUSSO IGLESIAS Guillerm		Fa Kart / Vortex / Vega	15.736	17.039	14.282	47.057	0.341	8
7	368	Morsicani Racing		PULCINI Leonardo		Tony Kart / Vortex / Vega	15.797	17.198	14.099	47.094	0.378	9
8	323	Lh Racing Team		KARI Niko		Lh / Bmb / Vega	15.786	17.147	14.188	47.121	0.405	8
9	359	Osella Engineering Srl		ALEX		Dr / Tm / Vega	15.734	17.208	14.180	47.122	0.406	8
10	325	Ricky Flynn Motorsport		AHMED Enaam		Fa / Vortex / Vega	15.794	17.091	14.239	47.124	0.408	8
11	302	Baby Race Srl		LORANDI Leonardo		Tony Kart / Vortex / Vega	15.819	17.125	14.207	47.151	0.435	8
12	345	Keijzer Racing		VAN LEEUWEN Martijn		Zanardi / Parilla / Vega	15.785	17.196	14.177	47.158	0.442	8
13	355	Tony Kart Racing Team		BETSCH Mick		Tony Kart / Vortex / Vega	15.856	17.225	14.123	47.204	0.488	8
14	310	Dfr		DE FRANCESCO Devlin		Crg / Vortex / Vega	15.859	17.150	14.236	47.245	0.529	8
15	307	Chiesa Corse		FLORESCU Petru		Zanardi / Parilla / Vega	15.829	17.187	14.259	47.275	0.559	8
16	344	Lm Karting		DARRAS Julien		Tony Kart / Vortex / Vega	15.833	17.211	14.239	47.283	0.567	9
17	306	Chiesa Corse		MAZEPIN Nikita		Zanardi / Parilla / Vega	15.834	17.279	14.171	47.284	0.568	9
18	361	Art Grand Prix		HAAPALAINEN Toumas		Art Gp / Tm / Vega	15.839	17.263	14.249	47.351	0.635	7
19	367	Formula K Srl		STURA Alessandro		Formula K / Lke / Vega	15.976	17.175	14.223	47.374	0.658	8
20	346	Keijzer Racing		ANDRES Keyvan		Zanardi / Parilla / Vega	15.995	17.182	14.287	47.464	0.748	8
21	348	Mazzola Antonio		MAZZOLA Pietro		Lh / Bmb / Vega	15.886	17.319	14.291	47.496	0.780	8
22	343	Comer Spa		GUVEN Ayhancan		Top Kart / Parilla / Vega	15.843	17.262	14.403	47.508	0.792	9
23	320	Art Grand Prix		SETTE CAMARA Sergio S		Art Gp / Tm / Vega	15.853	17.410	14.411	47.674	0.958	9
24	360	M 2 Racing Karts		LLOVERAS Xavier		Crg / Parilla / Vega	15.981	17.315	14.433	47.729	1.013	11
25	318	Energy Corse Srl		VALTONEN Isac		Energy / Tm / Vega	15.844	17.275	14.633	47.752	1.036	8
26	314	Dr Racing Kart		MARINESCU Alexandra		Dr / Tm / Vega	16.107	17.398	14.519	48.024	1.308	8
27	352	Go Kart Team		VAJDA Andrei		Kali Kart / Parilla / Vega	16.133	17.535	14.480	48.148	1.432	9
28	340	Energy Germany Jedi Rac		MARTYNYUK Maxim		Energy / Tm / Vega	16.265	17.386	14.561	48.212	1.496	8

Not Classified

	312	Team Komarov		MATVEEV Ivan		Tony Kart / Bmb / Vega				No Time		
	326	Ricky Flynn Motorsport		TICKTUM Daniel		Fa / Vortex / Vega				No Time		

Start Time : 01/02/2013 - 12:56:46

Best Lap : No.331 NORRIS Lando

46.716 96,32 Kph

Weather : Slightly cloudy Air : 16°C Track : Dry

Event Record : No.301 LORANDI Alessio

46.708 96,34 Kph


KFJ
Qualifying Practice Series 2 (QPS2)

For information purposes. No official / regulatory value

Best Sectors Analysis

S1			S2			S3			Ideal Lap Times						
Rnk	No.	Time	Rnk	No.	Time	Rnk	No.	Time	Rnk	No.	Driver	Nat	Ideal Lap	Best Lap	Diff.
1	331	15.600	1	335	16.957	1	337	14.041	1	331	NORRIS Lando	GBR	46.716	46.716	
2	368	15.619	2	363	17.039	2	330	14.054	2	329	FEWTRELL Max	GBR	46.819	46.950	0.131
3	359	15.690	3	331	17.040	3	329	14.059	3	330	DARUVALA Jehan	IND	46.874	46.977	0.103
4	363	15.703	4	329	17.043	4	331	14.076	4	335	SARGEANT Logan	USA	46.879	46.879	
5	330	15.710	5	310	17.062	5	368	14.099	5	368	PULCINI Leonardo	ITA	46.916	47.094	0.178
6	329	15.717	6	323	17.081	6	355	14.117	5	363	RUSSO IGLESIAS Guillermo	ESP	46.916	47.057	0.141
7	302	15.759	7	325	17.091	7	302	14.130	7	337	FLOERSCH Sophia	DEU	46.992	47.048	0.056
8	335	15.765	8	330	17.110	8	345	14.134	8	302	LORANDI Leonardo	ITA	47.014	47.151	0.137
9	345	15.785	9	302	17.125	9	325	14.145	9	323	KARI Niko	FIN	47.024	47.121	0.097
10	323	15.786	10	337	17.134	10	310	14.146	10	325	AHMED Enaam	GBR	47.030	47.124	0.094
11	325	15.794	11	367	17.175	11	335	14.157	11	310	DE FRANCESCO Devlin	USA	47.067	47.245	0.178
12	306	15.801	12	346	17.182	11	323	14.157	12	359	ALEX	ITA	47.077	47.122	0.045
13	337	15.817	13	307	17.187	13	306	14.171	13	345	VAN LEEUWEN Martijn	NLD	47.108	47.158	0.050
14	307	15.829	14	345	17.189	14	363	14.174	14	306	MAZEPIN Nikita	RUS	47.192	47.284	0.092
15	344	15.833	15	368	17.198	15	359	14.180	15	355	BETSCH Mick	DEU	47.198	47.204	0.006
16	361	15.839	16	359	17.207	16	318	14.190	16	307	FLORESCU Petru	ROU	47.275	47.275	
16	320	15.839	17	361	17.209	17	367	14.223	17	367	STURA Alessandro	ITA	47.283	47.374	0.091
18	343	15.843	18	344	17.211	18	361	14.235	17	361	HAAPALAINEN Toumas	FIN	47.283	47.351	0.068
19	318	15.844	19	306	17.220	19	344	14.239	17	344	DARRAS Julien	FRA	47.283	47.283	
20	348	15.846	20	355	17.225	20	307	14.259	20	318	VALTONEN Isac	SWE	47.309	47.752	0.443
21	355	15.856	21	343	17.251	21	348	14.282	21	343	GUVEN Ayhancan	TUR	47.387	47.508	0.121
22	310	15.859	22	360	17.263	22	346	14.287	22	346	ANDRES Keyvan	USA	47.388	47.464	0.076
23	367	15.885	23	318	17.275	23	343	14.293	23	348	MAZZOLA Pietro	ITA	47.445	47.496	0.051
24	360	15.897	24	320	17.277	24	340	14.357	24	320	SETTE CAMARA Sergio Santos J	BRA	47.488	47.674	0.186
25	346	15.919	25	314	17.312	25	320	14.372	25	360	LLOVERAS Xavier	ESP	47.563	47.729	0.166
26	340	16.085	26	348	17.317	26	360	14.403	26	340	MARTYNYUK Maxim	RUS	47.828	48.212	0.384
27	314	16.107	27	340	17.386	27	352	14.456	27	314	MARINESCU Alexandra	ROU	47.904	48.024	0.120
28	352	16.133	28	352	17.438	28	314	14.485	28	352	VAJDA Andrei	ROU	48.027	48.148	0.121


KFJ
Qualifying Practice Series 2 (QPS2)
Lap Time Analysis

For information purposes. No official / regulatory value

Laps	Sector 1	Sector 2	Sector 3	Lap Time	Laps	Sector 1	Sector 2	Sector 3	Lap Time	Laps	Sector 1	Sector 2	Sector 3	Lap Time
No.302 LORANDI Leonardo					No.318 VALTONEN Isac					No.330 DARUVALA Jehan				
1	26.622	22.872	16.182	1:05.676	1	19.636	18.401	14.709	52.746	1	25.979	21.403	16.237	1:03.619
2	18.551	17.921	14.329	50.801	2	16.270	17.587	14.302	48.159	2	18.193	17.795	14.353	50.341
3	15.895	17.297	14.136	47.328	3	16.203	17.589	14.440	48.232	3	16.437	17.279	14.171	47.887
4	15.759	17.487	14.218	47.464	4	16.096	17.452	14.232	47.780	4	15.807	17.193	14.054	47.054
5	15.819	17.125	14.207	47.151	5	15.844	17.275	14.633	47.752	5	15.757	17.134	14.086	46.977
6	17.385	17.737	14.341	49.463	6	16.359	17.459	14.285	48.103	6	16.356	17.110	14.283	47.749
7	15.911	17.410	14.130	47.451	7	15.899	17.800	14.286	47.985	7	15.710	17.165	14.558	47.433
8	15.766	17.286	14.151	47.203	8	15.903	17.667	14.190	47.760	8	15.971	17.280	14.156	47.407
No.306 MAZEPIN Nikita					No.320 SETTE CAMARA Sergio Santos Jr					No.331 NORRIS Lando				
1	22.183	18.506	14.905	55.594	1	22.234	18.461	14.756	55.451	1	25.053	20.133	14.586	59.772
2	16.522	17.758	14.459	48.739	2	16.392	17.645	14.553	48.590	2	16.613	17.698	14.433	48.744
3	16.021	17.647	14.912	48.580	3	16.014	17.526	14.372	47.912	3	15.846	17.198	14.259	47.303
4	17.307	17.445	14.189	48.941	4	16.221	17.411	14.416	48.048	4	15.709	17.096	14.195	47.000
5	15.834	17.279	14.171	47.284	5	15.941	17.277	14.500	47.718	5	15.645	17.060	14.196	46.901
6	16.111	17.220	14.360	47.691	6	16.542	17.419	14.475	48.436	6	15.892	18.858	14.220	48.970
7	15.827	17.292	14.246	47.365	7	15.839	17.524	14.375	47.738	7	15.600	17.040	14.076	46.716
8	15.801	17.377	14.243	47.421	8	15.978	17.448	14.391	47.817					
9	15.956	17.389	14.219	47.564	9	15.853	17.410	14.411	47.674					
No.307 FLORESCU Petru					No.323 KARI Niko					No.335 SARGEANT Logan				
1	19.808	19.077	15.656	54.541	1	19.997	18.364	14.685	53.046	1	20.684	18.236	15.395	54.315
2	18.279	17.982	14.447	50.708	2	16.044	17.245	14.215	47.504	2	18.264	18.095	14.433	50.792
3	16.881	18.689	14.379	49.949	3	15.810	17.165	14.157	47.132	3	17.364	21.210	16.506	55.080
4	15.898	17.271	14.628	47.797	4	15.786	17.147	14.188	47.121	4	15.972	17.212	14.244	47.428
5	15.902	17.248	14.350	47.500	5	15.793	17.081	14.250	47.124	5	15.765	16.957	14.157	46.879
6	15.829	17.187	14.259	47.275	6	15.793	17.597	14.768	48.158	6	15.782	17.232	14.164	47.178
7	15.929	17.378	14.699	48.006	7	16.149	17.173	14.198	47.520	7	15.913	17.163	14.157	47.233
8	16.725	17.793	14.413	48.931	8	16.199	17.800	14.187	48.186	8	17.279	17.515	14.206	49.000
No.310 DE FRANCESCO Devlin					No.325 AHMED Enaam					No.337 FLOERSCH Sophia				
1	20.658	18.495	15.826	54.979	1	29.941	18.930	15.019	1:03.890	1	20.893	18.219	15.186	54.298
2	18.497	18.085	14.372	50.954	2	16.536	17.669	14.400	48.605	2	18.146	17.905	14.286	50.337
3	16.179	17.613	14.275	48.067	3	16.106	17.329	14.303	47.738	3	16.320	17.328	14.137	47.785
4	16.128	17.219	14.194	47.541	4	15.867	17.185	14.145	47.197	4	15.817	17.200	14.041	47.058
5	15.859	17.150	14.236	47.245	5	15.794	17.091	14.239	47.124	5	15.842	17.134	14.072	47.048
6	16.057	17.062	14.146	47.265	6	15.829	17.242	14.172	47.243	6	16.162	17.229	14.282	47.673
7	15.931	17.653	14.169	47.753	7	15.812	17.112	14.203	47.127	7	16.028	17.271	14.115	47.414
8	15.955	17.357	14.184	47.496	8	16.341	18.302	14.198	48.841	8	15.862	17.382	14.086	47.330
No.314 MARINESCU Alexandra					No.329 FEWTRELL Max					No.340 MARTYNYUK Maxim				
1	23.659	21.263	15.410	1:00.332	1	25.216	21.657	14.518	1:01.391	1	24.274	21.334	14.689	1:00.297
2	16.792	17.937	14.640	49.369	2	16.431	19.247	14.989	50.667	2	16.512	17.866	14.392	48.770
3	16.328	17.436	14.485	48.249	3	15.917	17.057	14.059	47.033	3	16.265	17.386	14.561	48.212
4	16.174	17.469	14.493	48.136	4	16.104	17.057	14.160	47.321	4	16.477	17.400	14.357	48.234
5	16.107	17.398	14.519	48.024	5	15.753	17.043	14.154	46.950	5	16.130	17.466	15.050	48.646
6	16.633	17.312	14.787	48.732	6	15.767	17.124	14.177	47.068	6	16.274	17.672	14.435	48.381
7	17.194	18.580	14.874	50.648						7	16.225	17.701	14.533	48.459


KFJ
Qualifying Practice Series 2 (QPS2)
Lap Time Analysis

For information purposes. No official / regulatory value

Laps	Sector 1	Sector 2	Sector 3	Lap Time	Laps	Sector 1	Sector 2	Sector 3	Lap Time	Laps	Sector 1	Sector 2	Sector 3	Lap Time
8	16.085	17.686	14.443	48.214	6	15.886	17.319	14.291	47.496	2	16.136	17.356	14.272	47.764
No.343 GUVEN Ayhancan					7	15.846	17.326	14.353	47.525	3	15.904	17.342	14.372	47.618
1	21.535	18.523	14.693	54.751	8	18.029	18.874	14.282	51.185	4	15.839	17.263	14.249	47.351
2	16.329	17.599	14.371	48.299	No.352 VAJDA Andrei					5	15.868	17.580	14.448	47.896
3	15.983	17.627	14.567	48.177	1	20.915	18.741	15.190	54.846	6	15.934	17.209	14.235	47.378
4	15.843	17.262	14.403	47.508	2	18.019	18.084	14.950	51.053	7	15.852	17.244	14.335	47.431
5	15.941	17.294	14.512	47.747	3	20.258	18.033	14.475	52.766	No.363 RUSSO IGLESIAS Guillermo				
6	16.003	17.251	14.536	47.790	4	16.357	17.858	14.719	48.934	1	24.543	21.318	14.815	1:00.676
7	15.931	17.422	14.476	47.829	5	16.283	17.438	14.541	48.262	2	16.390	17.479	14.303	48.172
8	15.888	18.292	14.293	48.473	6	16.133	17.535	14.480	48.148	3	15.859	17.162	14.174	47.195
9	15.938	17.361	14.376	47.675	7	16.187	17.781	14.456	48.424	4	15.736	17.039	14.282	47.057
No.344 DARRAS Julien					8	16.164	17.517	14.580	48.261	5	15.982	17.095	14.327	47.404
1	20.958	18.372	14.564	53.894	9	16.416	18.560	14.628	49.604	6	15.703	17.255	14.305	47.263
2	16.232	17.697	14.410	48.339	No.355 BETSCH Mick					7	15.793	17.195	14.305	47.293
3	15.974	17.489	14.507	47.970	1	20.970	21.608	16.355	58.933	8	15.821	17.335	16.682	49.838
4	15.930	17.384	14.332	47.646	2	20.505	18.263	14.278	53.046	No.367 STURA Alessandro				
5	15.874	17.303	14.278	47.455	3	16.752	17.529	14.298	48.579	1	22.106	19.294	14.751	56.151
6	15.855	17.299	14.277	47.431	4	15.911	17.341	14.117	47.369	2	16.323	17.413	14.396	48.132
7	15.843	17.287	14.304	47.434	5	16.469	17.295	14.272	48.036	3	15.976	17.175	14.223	47.374
8	15.833	17.211	14.239	47.283	6	16.103	17.361	14.130	47.594	4	15.928	17.265	14.487	47.680
9	15.965	17.246	14.255	47.466	7	15.856	17.225	14.123	47.204	5	15.885	17.261	14.418	47.564
No.345 VAN LEEUWEN Martijn					8	16.605	17.812	14.134	48.551	6	16.111	17.336	14.394	47.841
1	26.515	22.319	16.376	1:05.210	No.359 ALEX					7	16.039	17.321	14.332	47.692
2	19.060	18.336	15.051	52.447	1	23.061	19.657	14.671	57.389	8	15.972	17.315	14.382	47.669
3	18.832	18.848	14.474	52.154	2	16.281	17.527	14.245	48.053	No.368 PULCINI Leonardo				
4	16.002	17.248	14.239	47.489	3	15.894	17.375	14.234	47.503	1	22.244	20.802	14.535	57.581
5	16.007	17.189	14.205	47.401	4	15.904	17.307	14.209	47.420	2	16.296	17.683	14.255	48.234
6	16.120	17.347	14.134	47.601	5	15.690	17.207	14.249	47.146	3	16.032	17.502	14.147	47.681
7	15.914	17.358	14.236	47.508	6	15.776	18.146	14.210	48.132	4	15.767	17.282	14.166	47.215
8	15.785	17.196	14.177	47.158	7	16.033	18.862	14.224	49.119	5	15.797	17.198	14.099	47.094
No.346 ANDRES Keyvan					8	15.734	17.208	14.180	47.122	6	15.619	17.423	14.190	47.232
1	23.714	21.931	17.547	1:03.192	No.360 LLOVERAS Xavier					7	16.527	17.365	14.195	48.087
2	18.673	18.462	14.341	51.476	1	20.707	18.487	14.898	54.092	8	15.861	17.225	14.119	47.205
3	16.252	17.730	14.354	48.336	2	16.512	17.752	14.641	48.905	9	15.781	17.273	14.118	47.172
4	16.450	17.308	14.916	48.674	3	16.335	17.517	14.621	48.473					
5	16.096	17.350	14.375	47.821	4	18.421	20.081	14.785	53.287					
6	15.995	17.182	14.287	47.464	5	16.265	17.577	14.582	48.424					
7	15.919	17.236	14.381	47.536	6	16.036	17.383	14.520	47.939					
8	16.451	17.753	14.544	48.748	7	15.924	17.417	14.403	47.744					
No.348 MAZZOLA Pietro					8	16.045	17.263	14.502	47.810					
1	22.823	18.837	14.626	56.286	9	16.065	17.360	14.573	47.998					
2	17.710	18.218	14.482	50.410	10	15.897	17.443	14.489	47.829					
3	16.406	17.600	14.323	48.329	11	15.981	17.315	14.433	47.729					
4	16.010	17.592	14.399	48.001	No.361 HAAPALAINEN Toumas									
5	15.990	17.317	14.432	47.739	1	20.431	17.958	15.028	53.417					


KFJ
Qualifying Practice Series 1 (QPS1)
Document 8.1 OFFICIAL
Results

Subject to scrutineering & sporting investigations

Rnk	No.	Entrant	Nat	Driver	Nat	Equipment	Sector 1	Sector 2	Sector 3	Time	Gap	Laps
1	301	Baby Race Srl	ITA	LORANDI Alessio	ITA	Tony Kart / Vortex / Vega	15.739	16.957	14.012	46.708		8
2	338	Ward Racing	SWE	VARTANYAN Alexander	RUS	Tony Kart / Vortex / Vega	15.731	17.009	14.123	46.863	0.155	9
3	308	Birel Motorsport	GBR	AUBRY Gabriel	FRA	Birel / Tm / Vega	15.789	17.049	14.052	46.890	0.182	10
4	369	Millennium Motorsport	GBR	CHAIMONGKOL Sasakor	THA	Art Gp / Tm / Vega	15.690	17.174	14.034	46.898	0.190	9
5	311	Team Komarov	RUS	SITNIKOV Nikita	RUS	Tony Kart / Bmb / Vega	15.762	16.983	14.165	46.910	0.202	8
6	327	Travisanutto Fabrizio	ITA	TRAVISANUTTO Lorenzo	ITA	Tony Kart / Vortex / Vega	15.731	17.086	14.116	46.933	0.225	8
7	351	Mosca Diego	ITA	MOSCA Tommaso	ITA	Tony Kart / Bmb / Vega	15.752	17.193	14.004	46.949	0.241	10
8	305	Keijzer Racing	NLD	BECKMANN David	DEU	Zanardi / Bmb / Vega	15.680	17.086	14.193	46.959	0.251	10
9	328	Ricky Flynn Motorsport	GBR	BALE Tom	ARE	Fa / Vortex / Vega	15.706	17.072	14.185	46.963	0.255	9
10	365	Giannoni Maurizio	ITA	GIANNONI Lorenzo	ITA	Tony Kart / Tm / Vega	15.757	17.202	14.170	47.129	0.421	10
11	317	Team Oakes	GBR	PULL James	SGP	Zanardi / Parilla / Vega	15.821	17.068	14.244	47.133	0.425	10
12	371	Crg Holland	NLD	PEX Stan	NLD	Crg / Tm / Vega	15.714	17.162	14.290	47.166	0.458	10
13	319	Energy Corse Srl	ITA	THOMPSON Parker	CAN	Energy / Tm / Vega	15.790	17.234	14.186	47.210	0.502	10
14	309	Lenzokart	ITA	LEHOUCK Arthur	FRA	Lenzo / Lke / Vega	15.764	17.164	14.297	47.225	0.517	12
15	350	Scuderia Pcr	ITA	SEREIA Gabriel	BRA	Pcr / Parilla / Vega	15.695	17.239	14.303	47.237	0.529	10
16	356	Praga Kart Racing	ITA	SATO Marino	JPN	Praga / Parilla / Vega	15.804	17.135	14.310	47.249	0.541	9
17	364	Chiesa Corse	ITA	ELPITIYA Bryan	FRA	Zanardi / Parilla / Vega	15.764	17.259	14.234	47.257	0.549	10
18	333	Defourny Didier	LUX	DEFOURNY Max	LUX	Kosmic / Tm / Vega	15.808	17.320	14.172	47.300	0.592	12
19	303	Baby Race Srl	ITA	MAINI Arjun	IND	Tony Kart / Vortex / Vega	15.750	17.349	14.239	47.338	0.630	10
20	324	Lh Racing Team	SWE	RASPATELLI Matteo	BEL	Lh / Bmb / Vega	15.791	17.188	14.364	47.343	0.635	9
21	332	Gandolfi Ennio Racing	ITA	POLLARA Alessio	ITA	Energy / Tm / Vega	15.924	17.258	14.166	47.348	0.640	10
22	347	M2 Racing Karts	ESP	GARCIA Marta	ESP	Crg / Parilla / Vega	15.930	17.223	14.207	47.360	0.652	11
23	339	Ward Racing	SWE	ATOEV Vladimir	RUS	Tony Kart / Vortex / Vega	15.929	17.465	14.112	47.506	0.798	12
24	341	Art Grand Prix	ITA	BORRELLI Diego	VEN	Art Gp / Tm / Vega	15.845	17.368	14.351	47.564	0.856	10
25	358	M 2 Racing Karts	ESP	SANTOS Gomez Lisard	ESP	Crg / Parilla / Vega	15.905	17.243	14.438	47.586	0.878	10
26	370	Chiesa Corse	ITA	SUN Yueyang	CHN	Zanardi / Parilla / Vega	15.873	17.319	14.398	47.590	0.882	12
27	354	Ab Motorsport Racing Te	ITA	KISELEV Kirill	RUS	Tony Kart / Parilla / Vega	15.862	17.313	14.444	47.619	0.911	12
28	353	Ab Motorsport Racing Te	ITA	SMORODINOV Alexey	RUS	Tony Kart / Parilla / Vega	16.023	17.458	14.594	48.075	1.367	12
29	316	Intrepid Driver Program	ITA	ALESI Giuliano	FRA	Intrepid / Tm / Vega	16.492	17.636	14.678	48.806	2.098	11
30	362	Forza Racing	GBR	MONGER Billy	GBR	Crg / Tm / Vega	21.581	18.173	14.570	54.324	7.616	1

Not Classified

	322	Forza Racing	GBR	SHWARTZMAN Robert	RUS	Crg / Tm / Vega				No Time		
--	-----	--------------	-----	--------------------------	-----	-----------------	--	--	--	----------------	--	--

Start Time : 01/02/2013 - 12:39:50

Best Lap : No.301 LORANDI Alessio

46.708

96,34 Kph

Weather : Slightly cloudy Air : 16°C Track : Dry


KFJ
Qualifying Practice Series 1 (QPS1)

For information purposes. No official / regulatory value

Best Sectors Analysis

S1			S2			S3			Ideal Lap Times						
Rnk	No.	Time	Rnk	No.	Time	Rnk	No.	Time	Rnk	No.	Driver	Nat	Ideal Lap	Best Lap	Diff.
1	327	15.561	1	301	16.957	1	338	13.995	1	301	LORANDI Alessio	ITA	46.529	46.708	0.179
2	301	15.577	2	311	16.983	1	301	13.995	2	338	VARTANYAN Alexander	RUS	46.735	46.863	0.128
3	369	15.663	3	338	17.009	3	351	14.004	3	327	TRAVISANUTTO Lorenzo	ITA	46.763	46.933	0.170
4	305	15.680	4	305	17.018	4	369	14.034	4	308	AUBRY Gabriel	FRA	46.778	46.890	0.112
5	350	15.695	5	308	17.023	5	308	14.052	5	311	SITNIKOV Nikita	RUS	46.818	46.910	0.092
6	308	15.703	6	328	17.056	6	311	14.105	6	305	BECKMANN David	DEU	46.858	46.959	0.101
7	328	15.706	7	317	17.068	7	339	14.112	7	369	CHAIMONGKOL Sasakorn	THA	46.871	46.898	0.027
8	371	15.714	8	327	17.086	8	365	14.115	8	328	BALE Tom	ARE	46.909	46.963	0.054
9	311	15.730	9	371	17.133	9	327	14.116	9	351	MOSCA Tommaso	ITA	46.926	46.949	0.023
10	338	15.731	10	356	17.135	10	324	14.120	10	371	PEX Stan	NLD	47.044	47.166	0.122
11	364	15.737	11	319	17.150	11	328	14.147	11	365	GIANNONI Lorenzo	ITA	47.074	47.129	0.055
12	303	15.750	12	309	17.164	12	305	14.160	12	317	PULL James	SGP	47.078	47.133	0.055
13	351	15.752	13	351	17.170	13	332	14.166	13	324	RASPATELLI Matteo	BEL	47.085	47.343	0.258
13	332	15.752	14	369	17.174	14	333	14.172	14	319	THOMPSON Parker	CAN	47.126	47.210	0.084
15	365	15.757	15	324	17.188	15	364	14.179	15	333	DEFOURNY Max	LUX	47.151	47.300	0.149
16	309	15.764	16	365	17.202	16	319	14.186	16	309	LEHOUCK Arthur	FRA	47.162	47.225	0.063
17	317	15.771	17	333	17.203	17	371	14.197	17	350	SEREIA Gabriel	BRA	47.164	47.237	0.073
18	333	15.776	18	347	17.223	18	347	14.200	18	364	ELPITIYA Bryan	FRA	47.165	47.257	0.092
19	324	15.777	19	350	17.232	19	341	14.212	19	332	POLLARA Alessio	ITA	47.169	47.348	0.179
20	319	15.790	20	358	17.243	20	309	14.234	20	356	SATO Marino	JPN	47.211	47.249	0.038
21	356	15.802	20	354	17.243	21	350	14.237	21	339	ATOEV Vladimir	RUS	47.304	47.506	0.202
22	353	15.821	22	364	17.249	21	303	14.237	22	303	MAINI Arjun	IND	47.308	47.338	0.030
23	339	15.824	23	332	17.251	23	317	14.239	23	341	BORRELLI Diego	VEN	47.324	47.564	0.240
24	341	15.845	24	370	17.262	24	356	14.274	24	347	GARCIA Marta	ESP	47.353	47.360	0.007
25	354	15.859	25	341	17.267	25	370	14.317	25	370	SUN Yueyang	CHN	47.452	47.590	0.138
26	370	15.873	26	303	17.321	26	358	14.407	26	354	KISELEV Kirill	RUS	47.512	47.619	0.107
27	358	15.897	27	353	17.328	27	354	14.410	27	358	SANTOS Gomez Lisard	ESP	47.547	47.586	0.039
28	347	15.930	28	339	17.368	28	353	14.531	28	353	SMORODINOV Alexey	RUS	47.680	48.075	0.395
29	316	16.281	29	316	17.636	29	362	14.570	29	316	ALESI Giuliano	FRA	48.488	48.806	0.318
30	362	21.581	30	362	18.173	30	316	14.571	30	362	MONGER Billy	GBR	54.324	54.324	


KFJ
Qualifying Practice Series 1 (QPS1)
Lap Time Analysis

For information purposes. No official / regulatory value

Laps	Sector 1	Sector 2	Sector 3	Lap Time
No.301 LORANDI Alessio				
1	18.695	17.941	14.629	51.265
2	16.087	17.317	14.186	47.590
3	15.674	17.125	14.110	46.909
4	15.577	17.134	14.089	46.800
5	15.664	19.465	16.594	51.723
6	15.641	17.128	13.995	46.764
7	15.739	16.957	14.012	46.708
8	15.660	16.981	14.120	46.761

Laps	Sector 1	Sector 2	Sector 3	Lap Time
No.303 MAINI Arjun				
1	24.581	21.002	15.220	1:00.803
2	17.381	20.029	15.105	52.515
3	16.091	17.564	14.237	47.892
4	15.783	17.404	14.256	47.443
5	15.756	17.569	14.352	47.677
6	15.855	17.368	14.331	47.554
7	15.760	17.729	14.295	47.784
8	15.874	17.387	14.261	47.522
9	15.769	17.321	14.267	47.357
10	15.750	17.349	14.239	47.338

Laps	Sector 1	Sector 2	Sector 3	Lap Time
No.305 BECKMANN David				
1	19.868	18.217	14.665	52.750
2	16.255	17.256	14.298	47.809
3	15.838	17.389	14.408	47.635
4	15.680	17.086	14.193	46.959
5	15.705	17.158	14.237	47.100
6	16.045	17.052	14.230	47.327
7	15.700	17.018	14.665	47.383
8	16.302	17.028	14.160	47.490
9	15.706	17.344	15.423	48.473
10	15.821	17.090	14.279	47.190

Laps	Sector 1	Sector 2	Sector 3	Lap Time
No.308 AUBRY Gabriel				
1	23.034	18.883	14.748	56.665
2	16.308	17.477	14.291	48.076
3	15.830	17.195	14.239	47.264
4	15.703	17.264	14.143	47.110
5	15.737	17.097	14.175	47.009
6	15.829	17.278	14.260	47.367
7	15.846	17.181	14.268	47.295
8	15.854	17.178	14.218	47.250
9	15.796	17.023	14.142	46.961
10	15.789	17.049	14.052	46.890

Laps	Sector 1	Sector 2	Sector 3	Lap Time
No.309 LEHOUCK Arthur				
1	18.707	18.231	14.640	51.578
2	18.138	18.715	14.446	51.299

Laps	Sector 1	Sector 2	Sector 3	Lap Time
3	15.961	17.390	14.257	47.608
4	15.803	17.195	14.274	47.272
5	15.865	17.364	14.309	47.538
6	15.793	17.216	14.234	47.243
7	15.764	17.164	14.297	47.225
8	15.787	17.253	14.443	47.483
9	15.855	18.216	14.315	48.386
10	15.851	17.361	14.429	47.641
11	20.409	18.080	15.955	54.444
12	16.012	17.172	14.415	47.599

Laps	Sector 1	Sector 2	Sector 3	Lap Time
No.311 SITNIKOV Nikita				
1	19.990	18.071	14.328	52.389
2	16.059	17.591	14.321	47.971
3	16.168	17.229	14.200	47.597
4	15.894	17.279	14.271	47.444
5	15.793	17.034	14.150	46.977
6	15.770	17.264	14.120	47.154
7	15.762	16.983	14.165	46.910
8	15.730	17.170	14.105	47.005

Laps	Sector 1	Sector 2	Sector 3	Lap Time
No.316 ALESI Giuliano				
1	21.751	20.535	15.415	57.701
2	17.419	18.476	14.869	50.764
3	17.661	18.172	15.118	50.951
4	16.498	17.915	14.586	48.999
5	16.281	18.537	14.600	49.418
6	16.916	17.753	15.396	50.065
7	16.807	17.842	14.571	49.220
8	16.492	17.636	14.678	48.806
9	16.442	17.680	14.743	48.865
10	16.376	18.402	14.856	49.634
11	16.502	17.879	15.119	49.500

Laps	Sector 1	Sector 2	Sector 3	Lap Time
No.317 PULL James				
1	20.299	18.745	14.631	53.675
2	16.173	17.369	14.239	47.781
3	15.821	17.210	14.353	47.384
4	15.776	17.324	14.324	47.424
5	15.972	17.357	14.256	47.585
6	15.771	17.162	14.441	47.374
7	15.790	17.183	14.389	47.362
8	15.821	17.068	14.244	47.133
9	15.860	17.376	14.297	47.533
10	16.181	17.844	14.400	48.425

Laps	Sector 1	Sector 2	Sector 3	Lap Time
No.319 THOMPSON Parker				
1	20.096	18.682	14.763	53.541
2	17.092	17.948	14.434	49.474
3	15.999	17.420	14.334	47.753

Laps	Sector 1	Sector 2	Sector 3	Lap Time
4	16.299	17.691	14.264	48.254
5	16.279	17.568	14.337	48.184
6	15.842	17.150	14.232	47.224
7	15.790	17.234	14.186	47.210
8	15.825	17.177	14.313	47.315
9	15.821	17.197	14.341	47.359
10	15.849	17.366	14.263	47.478

Laps	Sector 1	Sector 2	Sector 3	Lap Time
No.324 RASPATELLI Matteo				
1	21.105	19.051	14.984	55.140
2	16.564	18.285	14.796	49.645
3	15.983	17.457	14.120	47.560
4	15.777	18.139	14.534	48.450
5	15.874	17.324	14.494	47.692
6	16.022	17.299	14.382	47.703
7	15.791	17.188	14.364	47.343
8	16.086	17.417	14.388	47.891
9	15.951	17.231	14.494	47.676

Laps	Sector 1	Sector 2	Sector 3	Lap Time
No.327 TRAVISANUTTO Lorenzo				
1	23.460	19.384	15.054	57.898
2	16.294	17.430	14.265	47.989
3	15.731	17.086	14.116	46.933
4	15.561	17.128	14.553	47.242
5	15.685	17.925	14.367	47.977
6	15.912	17.158	14.261	47.331
7	15.685	17.117	14.178	46.980
8	15.625	17.137	14.310	47.072

Laps	Sector 1	Sector 2	Sector 3	Lap Time
No.328 BALE Tom				
1	20.565	18.608	14.945	54.118
2	16.011	17.335	14.254	47.600
3	15.706	17.072	14.185	46.963
4	15.722	17.138	14.209	47.069
5	15.741	17.056	14.187	46.984
6	15.924	17.109	14.194	47.227
7	15.799	17.121	14.147	47.067
8	18.138	18.486	14.280	50.904
9	15.730	17.194	14.503	47.427

Laps	Sector 1	Sector 2	Sector 3	Lap Time
No.332 POLLARA Alessio				
1	20.266	18.576	14.817	53.659
2	16.539	20.367	16.327	53.233
3	16.001	17.413	14.250	47.664
4	15.752	18.120	14.188	48.060
5	15.924	17.258	14.166	47.348
6	16.023	18.100	15.699	49.822
7	15.801	17.406	14.270	47.477
8	15.795	17.251	14.529	47.575
9	17.300	17.305	14.349	48.954


KFJ
Qualifying Practice Series 1 (QPS1)
Lap Time Analysis

For information purposes. No official / regulatory value

Laps	Sector 1	Sector 2	Sector 3	Lap Time	Laps	Sector 1	Sector 2	Sector 3	Lap Time	Laps	Sector 1	Sector 2	Sector 3	Lap Time
10	15.937	17.350	14.357	47.644	9	15.845	17.368	14.351	47.564	10	15.821	17.328	15.172	48.321
No.333 DEFOURNY Max					No.347 GARCIA Marta					No.354 KISELEV Kirill				
1	19.162	18.241	14.559	51.962	1	20.314	18.863	14.594	53.771	1	20.609	18.856	14.946	54.411
2	16.480	17.580	14.443	48.503	2	16.879	19.159	14.570	50.608	2	16.393	17.858	14.599	48.850
3	16.055	17.964	14.260	48.279	3	16.192	17.454	14.200	47.846	3	17.474	17.582	14.613	49.669
4	16.105	17.708	14.314	48.127	4	16.308	17.413	14.272	47.993	4	15.991	17.594	14.424	48.009
5	15.806	17.328	14.355	47.489	5	15.930	17.223	14.207	47.360	5	15.862	17.313	14.444	47.619
6	15.866	17.293	14.360	47.519	6	16.147	17.441	14.446	48.034	6	15.919	17.282	14.517	47.718
7	17.066	17.203	14.284	48.553	7	15.955	17.413	14.322	47.690	7	15.859	17.330	14.520	47.709
8	15.776	17.290	14.361	47.427	8	16.026	17.306	14.283	47.615	8	16.385	17.256	14.414	48.055
9	15.939	17.324	14.373	47.636	9	15.942	17.427	14.401	47.770	9	16.431	17.243	14.431	48.105
10	16.732	18.616	14.177	49.525	10	16.252	17.563	14.352	48.167	10	15.955	17.316	14.507	47.778
11	15.949	17.230	14.196	47.375	11	16.100	17.418	14.306	47.824	11	15.945	17.291	14.410	47.646
12	15.808	17.320	14.172	47.300	No.350 SEREIA Gabriel					No.356 SATO Marino				
No.338 VARTANYAN Alexander					1	22.309	18.704	15.872	56.885	1	24.466	22.838	14.837	1:02.141
1	18.548	18.134	14.516	51.198	2	17.690	18.458	14.361	50.509	2	16.376	17.339	14.366	48.081
2	16.611	17.539	14.278	48.428	3	15.847	17.398	14.296	47.541	3	16.036	17.308	14.278	47.622
3	15.941	17.183	14.112	47.236	4	15.695	17.239	14.303	47.237	4	15.804	17.135	14.310	47.249
4	15.852	17.243	13.995	47.090	5	16.237	17.232	15.405	48.874	5	15.802	18.510	14.537	48.849
5	15.761	17.129	14.129	47.019	6	16.616	17.444	14.257	48.317	6	15.850	17.565	14.373	47.788
6	17.472	17.040	14.409	48.921	7	15.751	17.311	14.292	47.354	7	15.898	17.357	14.274	47.529
7	15.731	17.009	14.123	46.863	8	15.795	17.294	14.257	47.346	8	15.847	17.242	14.412	47.501
8	15.763	17.198	14.178	47.139	9	15.900	17.312	14.300	47.512	9	15.917	17.611	14.464	47.992
9	15.796	17.119	14.123	47.038	10	15.848	17.280	14.237	47.365	No.358 SANTOS Gomez Lisard				
No.339 ATOEV Vladimir					No.351 MOSCA Tommaso					No.362 MONGER Billy				
1	20.455	18.790	14.997	54.242	1	23.274	22.920	15.023	1:01.217	1	20.782	18.781	14.857	54.420
2	16.694	17.968	14.708	49.370	2	16.258	17.809	14.326	48.393	2	16.861	17.881	14.530	49.272
3	16.349	18.665	14.193	49.207	3	15.992	17.218	14.155	47.365	3	16.633	17.656	14.479	48.768
4	16.186	19.641	14.322	50.149	4	15.885	17.170	14.097	47.152	4	16.074	17.296	14.494	47.864
5	15.920	17.450	14.291	47.661	5	15.752	17.193	14.004	46.949	5	16.087	18.556	14.464	49.107
6	16.214	17.368	14.416	47.998	6	16.110	17.199	14.216	47.525	6	15.897	17.328	14.620	47.845
7	15.863	17.478	14.231	47.572	7	15.768	17.241	14.200	47.209	7	15.988	17.252	14.407	47.647
8	16.013	17.480	14.530	48.023	8	15.766	17.296	14.117	47.179	8	15.905	17.243	14.438	47.586
9	15.929	17.465	14.112	47.506	9	15.849	17.298	14.229	47.376	9	15.999	17.269	14.430	47.698
10	15.824	17.461	14.307	47.592	10	15.847	17.328	14.145	47.320	10	16.065	17.367	15.667	49.099
11	15.975	17.408	14.265	47.648	No.353 SMORODINOV Alexey					No.364 ELPITIYA Bryan				
12	16.008	17.397	14.257	47.662	1	20.561	18.935	14.878	54.374	1	20.065	18.301	14.389	52.755
No.341 BORRELLI Diego					2	16.450	18.002	14.748	49.200	2	16.982	17.603	14.292	48.877
1	23.111	18.786	14.780	56.677	3	17.298	17.992	14.567	49.857	3	15.903	19.996	14.179	50.078
2	17.123	19.775	14.371	51.269	4	16.029	17.817	14.531	48.377	4	15.792	17.417	14.242	47.451
3	16.275	18.334	14.412	49.021	5	16.003	17.478	15.266	48.747	5	15.764	17.259	14.234	47.257
4	16.484	17.419	14.317	48.220	6	15.962	18.268	14.631	48.861					
5	15.939	17.486	14.232	47.657	7	16.113	17.445	14.542	48.100					
6	16.477	17.267	14.215	47.959	8	16.156	17.564	14.603	48.323					
7	15.929	17.495	14.212	47.636	9	15.910	17.816	14.649	48.375					
8	15.929	17.460	14.384	47.773										


KFJ
Qualifying Practice Series 1 (QPS1)
Lap Time Analysis

For information purposes. No official / regulatory value

Laps	Sector 1	Sector 2	Sector 3	Lap Time	Laps	Sector 1	Sector 2	Sector 3	Lap Time
6	15.737	17.323	14.211	47.271	7	15.773	17.224	14.289	47.286
7	15.931	18.701	14.290	48.922	8	15.760	17.133	14.308	47.201
8	15.890	17.249	14.184	47.323	9	15.826	17.225	14.200	47.251
9	15.796	17.286	14.180	47.262	10	15.879	17.395	14.488	47.762
10	15.792	17.346	14.377	47.515					

No.365 GIANNONI Lorenzo

1	20.273	18.437	14.745	53.455
2	20.402	17.978	14.320	52.700
3	15.896	17.892	14.257	48.045
4	15.757	17.202	14.170	47.129
5	15.898	17.211	14.132	47.241
6	15.788	17.255	14.115	47.158
7	15.815	17.434	14.216	47.465
8	15.970	17.365	14.275	47.610
9	15.895	17.397	14.258	47.550
10	15.851	17.408	14.235	47.494

No.369 CHAIMONGKOL Sasakorn

1	19.880	18.576	14.389	52.845
2	16.042	17.533	14.227	47.802
3	15.983	17.485	14.302	47.770
4	15.865	17.417	14.536	47.818
5	15.663	17.218	14.302	47.183
6	15.690	17.174	14.034	46.898
7	15.981	17.302	14.128	47.411
8	16.997	17.857	14.292	49.146
9	15.736	17.340	14.175	47.251

No.370 SUN Yueyang

1	25.049	19.002	14.721	58.772
2	16.954	17.785	14.414	49.153
3	16.168	17.973	14.377	48.518
4	16.080	17.856	14.317	48.253
5	16.006	17.584	14.409	47.999
6	16.237	17.262	14.645	48.144
7	16.449	24.085	19.660	1:00.194
8	16.403	17.586	14.463	48.452
9	16.056	17.389	14.456	47.901
10	15.893	17.314	14.481	47.688
11	15.873	17.319	14.398	47.590
12	15.937	17.464	17.512	50.913

No.371 PEX Stan

1	20.980	19.370	16.070	56.420
2	16.844	17.511	14.197	48.552
3	16.271	17.808	14.286	48.365
4	15.714	17.162	14.290	47.166
5	15.763	17.133	14.286	47.182
6	15.798	17.183	14.238	47.219




KFJ
List of Participants (61 Drivers)
Document 1.1

No.	Entrant	Nat	Driver	Nat	Equipment
301	Baby Race Srl	ITA	LORANDI Alessio	ITA	Tony Kart / Vortex / Vega
302	Baby Race Srl	ITA	LORANDI Leonardo	ITA	Tony Kart / Vortex / Vega
303	Baby Race Srl	ITA	MAINI Arjun	IND	Tony Kart / Vortex / Vega
305	Keijzer Racing	NLD	BECKMANN David	DEU	Zanardi / Bmb / Vega
306	Chiesa Corse	ITA	MAZEPIN Nikita	RUS	Zanardi / Parilla / Vega
307	Chiesa Corse	ITA	FLORESCU Petru	ROU	Zanardi / Parilla / Vega
308	Birel Motorsport	FR	AUBRY Gabriel	FR	Birel / Tm / Vega
309	Lenzokart	ITA	LEHOUCK Arthur	FR	Lenzo / Lke / Vega
310	Dfr	USA	DE FRANCESCO Devlin	USA	Crg / Vortex / Vega
311	Team Komarov	RUS	SITNIKOV Nikita	RUS	Tony Kart / Bmb / Vega
312	Team Komarov	RUS	MATVEEV Ivan	RUS	Tony Kart / Bmb / Vega
314	Dr Racing Kart	ITA	MARINESCU Alexandra	ROU	Dr / Tm / Vega
316	Intrepid Driver Program	ITA	ALESI Giuliano	FR	Intrepid / Tm / Vega
317	Team Oakes	GBR	PULL James	SGP	Zanardi / Parilla / Vega
318	Energy Corse Srl	ITA	VALTONEN Isac	SWE	Energy / Tm / Vega
319	Energy Corse Srl	ITA	THOMPSON Parker	CAN	Energy / Tm / Vega
320	Art Grand Prix	ITA	SETTE CAMARA Sergio Santos Jr	BRA	Art Gp / Tm / Vega
322	Forza Racing	GBR	SHWARTZMAN Robert	RUS	Crg / Tm / Vega
323	Lh Racing Team	SWE	KARI Niko	FIN	Lh / Bmb / Vega
324	Lh Racing Team	SWE	RASPATELLI Matteo	BEL	Lh / Bmb / Vega
325	Ricky Flynn Motorsport	GBR	AHMED Enaam	GBR	Fa / Vortex / Vega
326	Ricky Flynn Motorsport	GBR	TICKTUM Daniel	GBR	Fa / Vortex / Vega
327	Travisanutto Fabrizio	ITA	TRAVISANUTTO Lorenzo	ITA	Tony Kart / Vortex / Vega
328	Ricky Flynn Motorsport	GBR	BALE Tom	ARE	Fa / Vortex / Vega
329	Ricky Flynn Motorsport	GBR	FEWTRELL Max	GBR	Fa / Vortex / Vega
330	Ricky Flynn Motorsport	GBR	DARUVALA Jehan	IND	Fa / Vortex / Vega
331	Ricky Flynn Motorsport	GBR	NORRIS Lando	GBR	Fa / Vortex / Vega
332	Gandolfi Ennio Racing	ITA	POLLARA Alessio	ITA	Energy / Tm / Vega
333	Defourny Didier	LUX	DEFOURNY Max	LUX	Kosmic / Tm / Vega
335	Ward Racing	SWE	SARGEANT Logan	USA	Tony Kart / Vortex / Vega
337	Ward Racing	SWE	FLOERSCH Sophia	DEU	Tony Kart / Vortex / Vega
338	Ward Racing	SWE	VARTANYAN Alexander	RUS	Tony Kart / Vortex / Vega
339	Ward Racing	SWE	ATOEV Vladimir	RUS	Tony Kart / Vortex / Vega
340	Energy Germany Jedi Racing	DEU	MARTYNYUK Maxim	RUS	Energy / Tm / Vega
341	Art Grand Prix	ITA	BORRELLI Diego	VEN	Art Gp / Tm / Vega
343	Comer Spa	ITA	GUVEN Ayhancan	TUR	Top Kart / Parilla / Vega
344	Lm Karting	FR	DARRAS Julien	FR	Tony Kart / Vortex / Vega
345	Keijzer Racing	NLD	VAN LEEUWEN Martijn	NLD	Zanardi / Parilla / Vega
346	Keijzer Racing	NLD	ANDRES Keyvan	USA	Zanardi / Parilla / Vega
347	M2 Racing Karts	ESP	GARCIA Marta	ESP	Crg / Parilla / Vega
348	Mazzola Antonio	ITA	MAZZOLA Pietro	ITA	Lh / Bmb / Vega
350	Scuderia Pcr	ITA	SEREIA Gabriel	BRA	Pcr / Parilla / Vega
351	Mosca Diego	ITA	MOSCA Tommaso	ITA	Tony Kart / Bmb / Vega
352	Go Kart Team	ROU	VAJDA Andrei	ROU	Kali Kart / Parilla / Vega
353	Ab Motorsport Racing Team	ITA	SMORODINOV Alexey	RUS	Tony Kart / Parilla / Vega
354	Ab Motorsport Racing Team	ITA	KISELEV Kirill	RUS	Tony Kart / Parilla / Vega
355	Tony Kart Racing Team	ITA	BETSCH Mick	DEU	Tony Kart / Vortex / Vega
356	Praga Kart Racing	ITA	SATO Marino	JPN	Praga / Parilla / Vega


KFJ

List of Participants (61 Drivers)

Document 1.1

No.	Entrant	Nat	Driver	Nat	Equipment
358	M 2 Racing Karts		SANTOS Gomez Lisard		Crg / Parilla / Vega
359	Osella Engineering Srl		ALEX		Dr / Tm / Vega
360	M 2 Racing Karts		LLOVERAS Xavier		Crg / Parilla / Vega
361	Art Grand Prix		HAAPALAINEN Toumas		Art Gp / Tm / Vega
362	Forza Racing		MONGER Billy		Crg / Tm / Vega
363	Pablo Russo Piovani		RUSSO IGLESIAS Guillermo		Fa Kart / Vortex / Vega
364	Chiesa Corse		ELPITIYA Bryan		Zanardi / Parilla / Vega
365	Giannoni Maurizio		GIANNONI Lorenzo		Tony Kart / Tm / Vega
367	Formula K Srl		STURA Alessandro		Formula K / Lke / Vega
368	Morsicani Racing		PULCINI Leonardo		Tony Kart / Vortex / Vega
369	Millennium Motorsport		CHAIMONGKOL Sasakorn		Art Gp / Tm / Vega
370	Chiesa Corse		SUN Yueyang		Zanardi / Parilla / Vega
371	Crg Holland		PEX Stan		Crg / Tm / Vega