

MINI

FINAL Results

Document 51.1 OFFICIAL

Rnk	No.	Entrant	Nat	Driver	Nat	Equipment	Laps	Time	Gap	Interv.	Best lap	Penalty	Points
1	590	DRAGO CORSE RACING TEAM	ITA	IVANNIKOV VLADIMIR	RUS	EKS / TM Racing / VEGA	8	8:27.625			1:02.952		80
2	527	PAROLIN MOTORSPORT	ITA	COSTOYA CHRISTIAN	ESP	PAROLIN / TM Racing / VEGA	8	8:27.785	0.160	0.160	1:02.927		60
3	610	CMT ASD	ITA	MARTINESE IACOPO	ITA	PAROLIN / TM Racing / VEGA	8	8:32.146	4.521	4.361	1:03.149		50
4	524	PAROLIN MOTORSPORT	ITA	ORJUELA MATIAS	COL	PAROLIN / TM Racing / VEGA	8	8:32.271	4.646	0.125	1:02.861		40
5	521	Kidix srl	ITA	HOOGENDOORN DEAN	NLD	Alonso Kart / IAME / VEGA	8	8:32.319	4.694	0.048	1:03.120		35
6	604	AVracing	ITA	BOTTARO DAVIDE	ITA	PAROLIN / TM Racing / VEGA	8	8:32.554	4.929	0.235	1:02.980		30
7	542	TEAM DRIVER RACING KART	ITA	PEEBLES GRIFFIN	AUS	KR / IAME / VEGA	8	8:33.025	5.400	0.471	1:03.230		25
8	512	Energy Corse srl	ITA	SLATER ALFIE	GBR	Energy Corse / TM Racing / VEGA	8	8:33.330	5.705	0.305	1:03.199		20
9	540	TEAM DRIVER RACING KART	ITA	TARNVANICHKUL ENZO	THA	KR / TM Racing / VEGA	8	8:36.066	8.441	2.736	1:03.058		15
10	523	Leclerc by Lennox Racing	ITA	PRESA MATIC	SVN	BIREL ART / TM Racing / VEGA	8	8:36.117	8.492	0.051	1:03.303		12
11	530	Ward Racing	SWE	KACZYNSKI ELLIOT	SWE	TONY KART / TM Racing / VEGA	8	8:36.167	8.542	0.050	1:03.044		10
12	504	BABYRACE DRIVER ACADEMY	ITA	PESL JINDRICH	CZE	PAROLIN / IAME / VEGA	8	8:36.730	9.105	0.563	1:03.153		9
13	514	Energy Corse srl	ITA	BURNETT JENSEN	CAN	Energy Corse / TM Racing / VEGA	8	8:38.040	10.415	1.310	1:03.394		8
14	601	PAROLIN MOTORSPORT	ITA	ILIFFE JACK	USA	PAROLIN / TM Racing / VEGA	8	8:39.646	12.021	1.606	1:03.505		7
15	605	AVracing	ITA	ZULFIKARI ISKENDER	TUR	PAROLIN / TM Racing / VEGA	8	8:39.686	12.061	0.040	1:03.329		6
16	505	BABYRACE DRIVER ACADEMY	ITA	PALOCKO OLIVER	CZE	PAROLIN / IAME / VEGA	8	8:40.567	12.942	0.881	1:03.630		5
17	526	PAROLIN MOTORSPORT	ITA	KINMARK OLIVER	SWE	PAROLIN / TM Racing / VEGA	8	8:40.744	13.119	0.177	1:03.499		4
18	588	DR SRL	ITA	PAPAFILIPPOU FAIDON	GRC	DR / TM Racing / VEGA	8	8:40.905	13.280	0.161	1:03.543		3
19	532	AVracing	ITA	PANCOTTI FILIPPO	ITA	PAROLIN / TM Racing / VEGA	8	8:40.935	13.310	0.030	1:03.672		2
20	513	Energy Corse srl	ITA	BAGUTTI PIETRO	ITA	Energy Corse / TM Racing / VEGA	8	8:41.155	13.530	0.220	1:03.701		1
21	511	Energy Corse srl	ITA	POHJOLA JOEL	FIN	Energy Corse / TM Racing / VEGA	8	8:41.377	13.752	0.222	1:03.507		0
22	541	TEAM DRIVER RACING KART	ITA	SALA FILIPPO	ITA	KR / IAME / VEGA	8	8:41.417	13.792	0.040	1:03.666		0
23	509	BIREL ART RACING S.R.L.	ITA	VAN LANGENDONCK DRIES	BEL	BIREL ART / TM Racing / VEGA	8	8:41.500	13.875	0.083	1:03.502		0
24	613	FORMULA K SERAFINI ASD	ITA	YAREMIY OLEKSIY	UKR	IPK / TM Racing / VEGA	8	8:41.561	13.936	0.061	1:03.554		0
25	510	Emme Racing	ITA	SCHAUFLEER NIKLAS	AUT	EKS / TM Racing / VEGA	8	8:41.888	14.263	0.327	1:03.233		0
26	525	PAROLIN MOTORSPORT	ITA	BACIUSKA SIMAS	LTU	PAROLIN / TM Racing / VEGA	8	8:42.532	14.907	0.644	1:03.674		0
27	602	PAROLIN MOTORSPORT	ITA	ILIFFE OSCAR	USA	PAROLIN / TM Racing / VEGA	8	8:42.575	14.950	0.043	1:03.699		0
28	522	Kidix srl	ITA	GASPAR BENETT	HUN	Alonso Kart / IAME / VEGA	8	8:42.944	15.319	0.369	1:03.586		0
29	591	DRAGO CORSE RACING TEAM	ITA	MAZZOLA LUDOVICO	ITA	EKS / TM Racing / VEGA	8	8:42.908	20.283	4.964	1:03.338	+5.000	0
30	586	GAMOTO ASD	ITA	PANETTA SANTINO	ARG	TONY KART / TM Racing / VEGA	8	8:49.139	21.514	1.231	1:04.612		0
31	517	GAMOTO ASD	ITA	FEDORENKO LUKA	UKR	TONY KART / TM Racing / VEGA	8	9:04.409	36.784	15.270	1:03.744		0
32	547	CRG RACING TEAM	ITA	BOGUNOVIC ALEKSANDAR	SVN	CRG / TM Racing / VEGA	8	9:06.721	39.096	2.312	1:04.394		0
33	538	TEAM DRIVER RACING KART	ITA	CONSANI ANDY CHARLES VIC	FRA	KR / IAME / VEGA	7	7:28.483	1 Lap	1 Lap	1:03.067		0
34	609	FORMULA K SERAFINI ASD	ITA	OCIEPA JULIUSZ	POL	IPK / TM Racing / VEGA	1	1:22.911	7 Laps	6 Laps	1:19.641		0

No.591 MAZZOLA LUDOVICO : Time penalty of 5 s for incorrectly installed front fairing or incorrect position of front fairing. According to Stewards' Decision No.104.

Leaders : No.590 IVANNIKOV VLADIMIR (1-8)

Start Time : 27/06 - 14:26:57 Best lap : No.524 ORJUELA MATIAS 1:02.861 88.77 kph

Weather : Sunny Air : 32°C Track : Dry Event Record : No.521 HOOGENDOORN DEAN 1:02.140 89.80 kph

No.609 01:13 No.540 02:55 Lap 2 No.530 07:13 Lap 6



DOCUMENT N° 104

DECISIONE DEI COMMISSARI SPORTIVI
STEWARDS' DECISION

PENALITA INFLITTA AL CONCORRENTE (NOME): **DRAGO CORSE RACING TEAM**
PENALTY INFLICTED UPON THE ENTRANT (NAME):

NAZIONALITA / NATIONALITY: **ITA**

No.: **591** PILOTA : **MAZZOLA LUDOVICO**
No.: DRIVER :

Parte dell'evento: **MINI - FINAL**
Concerns the part of the event:

DECISIONE / STATEMENT

5 s time penalty in the session mentioned above.

MOTIVAZIONE / REASON:

The front fairing of kart mentioned above was not in the correct position (according to the technical rules 4.14.4 rth) when the chequered flag was waved and the kart concerned crossed the finish line.
The Stewards impose this penalty after receiving of the relevant report of Judge of Facts and in application of the Art 35 and 44 rdsk 2021 .

Decisione annunciata
Decision announced

Data / Date: **27/06/2021**

Ora / Time: **14:41**

Nome / Name

Firma / Signature

Presidente del Collegio / Chairman of the Panel:

Di Bari Oronzo (ITA)



Membri del Collegio / Members of the Panel:

Valentino Giovanni (ITA)



Scarano Luigi (ITA)



NOTIFICAZIONE AL CONCORRENTE / NOTIFICATION TO THE RELEVANT ENTRANT

Io sottoscritto:
I undersigned: Nome Cognome / personal name

Rappresentante del Concorrente: **DRAGO CORSE RACING TEAM**
Representing the Entrant: Nome del Concorrente / Entrant's name

Certifico che sono stato informato del documento No. **104** dai Commissari Sportivi dell'Evento.
Certify that I have been notified of document No. by the Stewards of the Meeting.

Data / Date: Ora / Time: Firma / Signature:



MINI FINAL
Lap Chart

For information purposes. No official / regulatory value

	1	2	3	4	5	6	7	8	9	10	11	12	13	14	15	16	17	18	19	20	21	22	23	24	25	26	27	28	29	30	31	32	33	34
Grid	590	610	527	521	540	604	542	524	512	523	509	532	538	601	514	513	505	541	530	511	588	547	526	525	613	510	605	504	591	517	522	602	609	586
Start	590	527	540	610	542	512	521	604	538	524	514	523	505	532	530	601	513	588	541	526	511	613	547	605	525	510	509	504	591	517	602	522	586	609
Lap 1 <i>Interval</i>	590	527 0.3	540 0.3	542 0.0	610 0.2	512 0.1	521 0.0	538 0.2	604 0.0	523 0.5	524 0.5	530 0.5	541 0.9	532 0.1	505 0.1	513 0.2	514 0.0	526 0.0	511 0.0	588 0.0	510 0.1	504 0.3	525 0.0	601 0.4	509 0.1	602 0.3	605 0.1	586 0.1	613 0.2	591 0.3	522 1.0	609 8.6	547 9.6	517 1.2
Lap 2	590	527 0.2	542 0.7	540 0.0	521 0.0	610 0.1	604 0.1	538 0.3	523 0.9	512 0.0	524 0.2	530 0.0	532 1.8	505 0.1	513 0.0	510 1.0	514 0.0	504 0.2	588 0.1	541 0.1	525 0.1	526 0.0	601 0.3	511 0.0	605 0.5	602 0.1	586 0.1	509 0.0	591 0.0	613 0.1	522 0.2	547 19.1	517 1.5	
Lap 3	590	527 0.4	521 1.3	604 0.0	540 0.0	610 0.0	538 0.0	542 0.8	524 0.0	523 0.3	530 0.3	512 2.0	513 0.1	505 0.1	510 0.1	532 0.1	504 0.1	514 0.3	526 0.9	525 0.2	541 0.0	601 0.1	511 0.4	605 0.2	588 0.0	509 0.3	602 0.2	591 0.2	613 0.1	522 0.2	586 2.5	547 16.5	517 0.9	
Lap 4	590	527 0.3	604 1.4	540 0.1	521 0.0	610 0.1	538 0.2	542 0.2	524 0.1	530 0.6	523 0.2	512 0.3	510 2.5	513 0.0	504 0.0	505 0.2	532 0.2	514 0.2	526 0.0	541 0.9	525 0.4	601 0.0	511 0.2	605 0.1	588 0.2	602 0.7	509 0.0	613 0.3	591 0.6	522 0.0	586 3.2	547 16.3	517 0.2	
Lap 5	590	527 0.2	521 2.2	610 0.0	538 0.4	540 0.0	542 0.1	524 0.0	604 0.0	530 0.0	523 0.3	512 0.1	504 3.1	510 1.4	513 0.0	514 0.0	526 0.1	532 0.2	525 0.1	601 0.0	605 0.2	505 0.1	511 0.2	541 0.1	588 0.1	509 0.5	602 0.3	613 0.0	591 0.6	522 0.5	586 3.8	547 16.5	517 0.7	
Lap 6	590	527 0.3	521 2.3	610 0.0	524 1.0	538 0.0	604 0.6	542 0.0	523 0.3	512 0.0	530 0.1	540 0.0	504 2.8	510 1.1	514 0.1	513 0.1	526 0.1	532 0.2	601 0.0	605 0.1	505 0.5	541 0.3	588 0.1	525 0.0	511 0.0	509 0.0	613 0.4	602 0.3	591 0.1	522 1.0	586 4.8	547 16.0	517 0.0	
Lap 7	590	527 0.2	610 2.8	521 0.1	524 0.6	538 0.0	604 0.5	542 0.3	512 0.3	540 1.2	530 0.0	523 0.5	504 1.4	514 1.5	601 0.6	513 0.1	605 0.1	532 0.1	505 0.0	526 0.0	588 0.4	511 0.1	509 0.2	541 0.2	613 0.7	525 0.1	510 0.3	591 0.2	602 0.1	522 0.2	586 5.6	517 15.4	547 1.9	
Lap 8	590	527 0.1	610 4.3	524 0.1	521 0.0	604 0.2	542 0.4	512 0.3	540 2.7	523 0.0	530 0.0	504 0.5	514 1.3	601 1.6	605 0.0	505 0.8	526 0.1	588 0.1	532 0.0	513 0.2	511 0.2	541 0.0	509 0.0	613 0.0	510 0.3	525 0.6	602 0.0	591 0.3	522 0.0	586 6.1	517 15.2	547 2.3		



MINI FINAL Analysis

For information purposes. No official / regulatory value

	Laps	Sector 1	Sector 2	Sector 3	Lap Time	Spd
No.504 PESL JINDRICH						
1	25.059	27.035	16.116	1:08.210	105	
2	21.758	26.433	16.336	1:04.527	104	
3	21.424	25.924	15.919	1:03.267	104	
4	21.495	25.920	15.738	1:03.153	108	
5	21.613	26.094	15.975	1:03.682	102	
6	21.569	26.161	15.994	1:03.724	102	
7	21.592	26.029	15.962	1:03.583	103	
8	21.595	26.043	16.028	1:03.666	102	
No.505 PALOCKO OLIVER						
1	23.847	27.077	16.921	1:07.845	105	
2	21.769	26.427	15.927	1:04.123	105	
3	21.891	26.211	16.070	1:04.172	104	
4	21.832	26.214	15.864	1:03.910	105	
5	21.638	26.598	17.653	1:05.889	100	
6	21.624	26.303	16.029	1:03.956	104	
7	21.511	26.023	16.096	1:03.630	102	
8	22.154	26.355	16.221	1:04.730	101	
No.509 VAN LANGENDONCK DRIES						
1	25.267	27.311	16.361	1:08.939	105	
2	21.602	26.808	17.192	1:05.602	99	
3	22.249	26.334	15.770	1:04.353	105	
4	21.524	26.222	16.231	1:03.977	106	
5	21.622	26.153	15.870	1:03.645	104	
6	21.580	26.069	15.853	1:03.502	105	
7	21.810	26.060	16.034	1:03.904	104	
8	21.780	26.545	16.388	1:04.713	102	
No.510 SCHAUFLER NIKLAS						
1	24.929	26.990	16.010	1:07.929	106	
2	21.686	26.654	16.241	1:04.581	106	
3	21.424	25.874	15.935	1:03.233	105	
4	21.490	26.020	15.817	1:03.327	105	
5	21.616	27.132	16.543	1:05.291	105	
6	21.400	26.143	15.866	1:03.409	104	
7	21.478	27.777	18.342	1:07.597	102	
8	21.790	26.051	15.820	1:03.661	105	
No.511 POHJOLA JOEL						
1	24.565	26.984	16.424	1:07.973	107	
2	22.478	27.052	16.453	1:05.983	107	
3	22.236	26.464	15.795	1:04.495	106	
4	21.513	26.231	15.763	1:03.507	107	
5	21.701	26.344	15.863	1:03.908	106	
6	22.390	26.030	15.881	1:04.301	106	
7	21.708	26.131	15.957	1:03.796	106	
8	21.910	26.339	16.573	1:04.822	103	
No.512 SLATER ALFIE						
1	22.587	26.312	15.992	1:04.891	108	
2	21.721	27.299	16.070	1:05.090	106	
3	21.701	26.673	15.837	1:04.211	106	
4	21.614	25.946	15.668	1:03.228	106	
5	21.517	25.911	15.771	1:03.199	107	
6	21.580	26.142	16.119	1:03.841	103	
7	21.537	25.881	15.864	1:03.282	105	
8	21.554	25.976	16.053	1:03.583	101	
No.513 BAGUTTI PIETRO						
1	24.505	26.940	16.528	1:07.973	103	

	Laps	Sector 1	Sector 2	Sector 3	Lap Time	Spd
No.514 BURNETT JENSEN						
2	21.711	26.420	15.786	1:03.917	107	
3	21.651	26.250	16.018	1:03.919	103	
4	21.673	26.249	15.815	1:03.737	107	
5	21.827	27.049	16.384	1:05.260	105	
6	21.537	26.401	15.763	1:03.701	105	
7	21.451	26.458	16.571	1:04.480	103	
8	21.810	27.428	16.458	1:05.696	103	
No.517 FEDORENKO LUKA						
1	47.401	27.302	16.081	1:30.784	103	
2	22.076	26.673	16.014	1:04.763	103	
3	21.839	26.246	16.028	1:04.113	103	
4	21.828	26.346	15.902	1:04.076	104	
5	21.720	27.726	15.918	1:05.364	104	
6	21.711	26.177	15.856	1:03.744	106	
7	21.661	26.415	16.105	1:04.181	102	
8	21.894	26.523	15.974	1:04.391	102	
No.521 HOOGENDOORN DEAN						
1	22.954	26.230	15.766	1:04.950	109	
2	21.725	25.969	15.694	1:03.388	108	
3	21.609	26.285	16.005	1:03.899	105	
4	21.685	25.954	15.607	1:03.246	108	
5	21.830	26.007	15.767	1:03.604	106	
6	21.365	25.949	15.806	1:03.120	104	
7	21.454	26.378	15.740	1:03.572	106	
8	21.718	26.262	16.539	1:04.519	105	
No.522 GASPARD BENETT						
1	28.478	26.674	15.963	1:11.115	104	
2	21.623	26.114	15.849	1:03.586	106	
3	22.131	26.750	15.929	1:04.810	106	
4	21.570	26.404	16.254	1:04.228	105	
5	21.781	26.370	15.950	1:04.101	105	
6	21.548	26.300	16.017	1:03.865	103	
7	21.736	26.361	15.958	1:04.055	105	
8	21.644	26.535	15.864	1:04.043	106	
No.523 PRESA MATIC						
1	23.702	26.056	15.920	1:05.678	104	
2	21.712	26.398	15.907	1:04.017	106	
3	21.563	26.025	15.944	1:03.532	107	
4	21.532	26.388	15.748	1:03.668	105	
5	21.524	26.014	15.765	1:03.303	105	
6	21.626	26.064	16.318	1:04.008	102	
7	22.105	27.093	15.994	1:05.192	103	
8	21.703	26.123	16.663	1:04.489	100	
No.524 ORJUELA MATIAS						
1	24.177	26.301	15.789	1:06.267	106	
2	21.802	25.955	16.015	1:03.772	106	
3	21.566	25.901	15.735	1:03.202	106	

	Laps	Sector 1	Sector 2	Sector 3	Lap Time	Spd
No.525 BACIUSKA SIMAS						
4	21.448	25.805	15.608	1:02.861	107	
5	21.810	25.979	15.843	1:03.632	107	
6	21.472	26.083	15.907	1:03.462	106	
7	21.354	25.892	15.822	1:03.068	106	
8	21.413	26.092	16.342	1:03.847	103	
No.526 KINNMAR OLIVER						
1	24.771	26.950	16.707	1:08.428	105	
2	21.837	26.688	16.361	1:04.886	107	
3	21.820	26.147	16.323	1:04.290	106	
4	21.957	26.077	15.777	1:03.811	108	
5	21.607	26.180	15.887	1:03.674	105	
6	21.541	26.944	16.344	1:04.829	102	
7	21.860	26.379	16.938	1:05.177	103	
8	22.370	26.122	16.153	1:04.645	103	
No.527 COSTOYA CHRISTIAN						
1	22.403	26.185	15.893	1:04.481	106	
2	21.699	26.009	15.730	1:03.438	106	
3	21.523	26.001	15.790	1:03.314	105	
4	21.462	25.884	15.668	1:03.014	106	
5	21.426	25.812	15.718	1:02.956	106	
6	21.423	25.844	15.769	1:03.036	105	
7	21.367	25.824	15.736	1:02.927	105	
8	21.364	25.866	15.759	1:02.989	104	
No.530 KACZYNSKI ELLIOT						
1	24.085	26.545	15.923	1:06.553	106	
2	21.599	25.913	15.809	1:03.321	106	
3	21.713	26.149	15.731	1:03.593	106	
4	21.408	25.972	15.664	1:03.044	106	
5	21.554	25.926	15.670	1:03.150	108	
6	21.865	26.111	16.564	1:04.540	101	
7	22.099	26.545	15.843	1:04.487	105	
8	21.746	26.492	16.858	1:05.096	100	
No.532 PANCOTTI FILIPPO						
1	24.335	27.024	16.307	1:07.666	106	
2	21.781	26.363	15.979	1:04.123	105	
3	21.672	26.315	16.667	1:04.654	100	
4	21.812	25.990	16.069	1:03.871	106	
5	21.709	26.731	16.625	1:05.065	104	
6	21.554	26.222	15.896	1:03.672	106	
7	21.639	26.040	16.683	1:04.362	102	
8	22.029	26.716	16.445	1:05.190	105	
No.538 CONSANI ANDY CHARLES VICTOR						
1	23.189	26.103	15.830	1:05.122	107	
2	21.903	26.052	15.824	1:03.779	106	
3	21.514	26.260	15.745	1:03.519	108	
4	21.646	25.955	15.737	1:03.338	107	
5	21.711	26.153	15.934	1:03.798	105	









MINI

FINAL Analysis

For information purposes. No official / regulatory value

Laps	Sector 1	Sector 2	Sector 3	Lap Time	Spd	Laps	Sector 1	Sector 2	Sector 3	Lap Time	Spd	Laps	Sector 1	Sector 2	Sector 3	Lap Time	Spd					
6	21.369	26.259	16.138	1:03.766	106	No.590	IVANNIKOV VLADIMIR										No.610	MARTINESE IACOPO				
7	21.475	25.872	15.720	1:03.067	106	1	22.216	26.132	15.878	1:04.226	104	1	22.956	26.142	15.789	1:04.887	107					
No.540 TARNVANICHKUL ENZO						2	21.681	26.071	15.740	1:03.492	105	2	21.995	26.047	15.717	1:03.759	107					
1	22.307	26.247	16.067	1:04.621	104	3	21.573	25.894	15.657	1:03.124	104	3	21.719	26.258	15.917	1:03.894	108					
2	21.625	26.160	16.042	1:03.827	108	4	21.466	25.882	15.759	1:03.107	104	4	21.590	25.962	15.646	1:03.198	108					
3	21.533	26.333	16.220	1:04.086	108	5	21.428	25.930	15.717	1:03.075	104	5	21.779	26.039	15.710	1:03.528	106					
4	21.438	25.990	15.630	1:03.058	108	6	21.414	25.876	15.694	1:02.984	104	6	21.428	25.958	15.763	1:03.149	106					
5	21.800	26.383	16.077	1:04.260	106	7	21.462	25.744	15.746	1:02.952	103	7	21.553	25.986	15.827	1:03.366	104					
6	21.513	26.463	16.956	1:04.932	99	8	21.431	25.820	15.859	1:03.110	102	8	21.707	26.280	16.472	1:04.459	101					
7	22.209	26.152	16.008	1:04.369	105	No.591 MAZZOLA LUDOVICO						No.613 YAREMIY OLEKSIY										
8	21.635	26.488	16.934	1:05.057	99	1	25.297	28.542	16.380	1:10.219	106	1	26.534	27.562	16.050	1:10.146	107					
No.541 SALA FILIPPO						2	21.862	26.097	16.369	1:04.328	102	2	21.668	26.173	16.994	1:04.835	102					
1	24.264	26.719	16.368	1:07.351	103	3	22.237	26.658	15.800	1:04.695	107	3	22.277	26.664	15.816	1:04.757	106					
2	21.684	27.882	16.549	1:06.115	103	4	21.782	26.805	16.022	1:04.609	105	4	21.753	26.146	15.843	1:03.742	106					
3	22.441	26.189	15.833	1:04.463	106	5	22.009	25.865	15.779	1:03.653	105	5	21.487	26.397	15.766	1:03.650	107					
4	21.808	26.014	15.844	1:03.666	106	6	21.474	26.003	15.861	1:03.338	106	6	21.643	26.012	15.899	1:03.554	105					
5	21.520	26.866	16.116	1:04.502	106	7	21.719	26.096	16.822	1:04.637	102	7	21.498	26.221	16.746	1:04.465	102					
6	21.684	26.163	16.051	1:03.898	104	8	21.920	26.466	16.090	1:04.476	103	8	21.879	26.004	15.895	1:03.778	104					
7	21.657	26.328	16.532	1:04.517	104	No.601 ILIFFE JACK																
8	21.610	26.257	16.510	1:04.377	103	1	25.387	27.801	16.049	1:09.237	106											
No.542 PEEBLES GRIFFIN						2	21.602	26.714	16.519	1:04.835	106											
1	22.448	26.261	15.919	1:04.628	107	3	21.701	26.663	15.762	1:04.126	108											
2	21.678	26.115	15.903	1:03.696	106	4	21.868	26.117	15.674	1:03.659	109											
3	21.475	27.145	15.700	1:04.320	108	5	21.649	26.210	15.815	1:03.674	108											
4	21.793	26.043	15.723	1:03.559	106	6	21.575	26.169	15.761	1:03.505	108											
5	21.605	26.110	15.993	1:03.708	107	7	21.431	26.042	16.359	1:03.832	102											
6	21.932	26.148	16.212	1:04.292	103	8	22.086	26.372	15.914	1:04.372	102											
7	21.420	26.030	15.780	1:03.230	105	No.602 ILIFFE OSCAR																
8	21.500	26.080	16.085	1:03.665	101	1	25.201	27.700	16.209	1:09.110	103											
No.547 BOGUNOVIC ALEKSANDAR						2	21.664	26.575	16.861	1:05.100	103											
1	46.551	27.344	15.955	1:29.850	104	3	21.866	27.042	15.791	1:04.699	105											
2	21.888	26.525	16.023	1:04.436	103	4	21.587	26.109	16.003	1:03.699	105											
3	21.984	26.580	16.173	1:04.737	102	5	21.534	26.623	15.897	1:04.054	105											
4	22.015	26.651	16.072	1:04.738	103	6	21.861	26.110	15.989	1:03.960	104											
5	21.836	26.941	16.125	1:04.902	102	7	21.741	26.419	16.749	1:04.909	100											
6	21.831	26.511	16.052	1:04.394	103	8	21.757	26.149	16.067	1:03.973	105											
7	23.502	26.577	16.151	1:06.230	103	No.604 BOTTARO DAVIDE																
8	21.904	26.648	16.162	1:04.714	102	1	23.516	25.953	15.755	1:05.224	107											
No.586 PANETTA SANTINO						2	21.678	25.989	15.705	1:03.372	107											
1	25.482	27.662	16.192	1:09.336	106	3	21.443	26.274	15.913	1:03.630	105											
2	21.745	26.496	16.609	1:04.850	100	4	21.417	25.861	15.727	1:03.005	104											
3	22.005	29.683	16.166	1:07.854	102	5	22.941	25.955	15.768	1:04.664	108											
4	21.927	26.656	16.266	1:04.849	102	6	21.547	26.287	16.250	1:04.084	104											
5	22.041	26.703	16.044	1:04.788	102	7	21.352	25.886	15.742	1:02.980	105											
6	21.990	26.704	16.129	1:04.823	102	8	21.442	25.815	16.249	1:03.506	102											
7	22.042	26.634	16.150	1:04.826	101	No.605 ZULFIKARI ISKENDER																
8	21.984	26.509	16.119	1:04.612	101	1	25.235	27.864	16.476	1:09.575	104											
No.588 PAPANFILIPPOU FAIDON						2	21.663	26.502	16.580	1:04.745	103											
1	24.917	26.985	16.218	1:08.120	104	3	21.937	26.344	15.933	1:04.214	105											
2	22.164	26.434	16.634	1:05.232	105	4	21.423	26.191	15.715	1:03.329	107											
3	23.511	26.302	15.734	1:05.547	107	5	21.476	26.184	15.837	1:03.497	105											
4	21.573	26.106	15.864	1:03.543	106	6	21.540	26.123	15.800	1:03.463	106											
5	21.507	26.395	15.957	1:03.859	106	7	21.633	26.045	16.306	1:03.984	104											
6	21.764	26.108	16.046	1:03.918	106	8	21.989	26.291	15.808	1:04.088	105											
7	21.616	25.981	16.069	1:03.666	105	No.609 OCIEPA JULIUSZ																
8	21.856	26.400	16.281	1:04.537	103	1	35.752	27.475	16.414	1:19.641	101											



609	OCIEPA JULIUSZ IPK / TM Racing / VEGA	 FORMULA K SERAFINI ASD	17	586	PANETTA SANTINO TONY KART / TM Racing / VEGA	 GAMOTO ASD
522	GASPAR BENETT Alonso Kart / IAME / VEGA	 Kidix srl	16	602	ILIFFE OSCAR PAROLIN / TM Racing / VEGA	 PAROLIN MOTORSPORT
591	MAZZOLA LUDOVICO EKS / TM Racing / VEGA	 DRAGO CORSE RACING TEAM	15	517	FEDORENKO LUKA TONY KART / TM Racing / VEGA	 GAMOTO ASD
605	ZULFIKARI ISKENDER PAROLIN / TM Racing / VEGA	 AVracing	14	504	PESL JINDRICH PAROLIN / IAME / VEGA	 BABYRACE DRIVER ACADEMY
613	YAREMIY OLEKSIY IPK / TM Racing / VEGA	 FORMULA K SERAFINI ASD	13	510	SCHAUFLEER NIKLAS EKS / TM Racing / VEGA	 Emme Racing
526	KINNMARK OLIVER PAROLIN / TM Racing / VEGA	 PAROLIN MOTORSPORT	12	525	BACIUSKA SIMAS PAROLIN / TM Racing / VEGA	 PAROLIN MOTORSPORT
588	PAPAFILIPPOU FAIDON DR / TM Racing / VEGA	 DR SRL	11	547	BOGUNOVIC ALEKSANDAR CRG / TM Racing / VEGA	 CRG RACING TEAM
530	KACZYNSKI ELLIOT TONY KART / TM Racing / VEGA	 Ward Racing	10	511	POHJOLA JOEL Energy Corse / TM Racing / VEGA	 Energy Corse srl
505	PALOCKO OLIVER PAROLIN / IAME / VEGA	 BABYRACE DRIVER ACADEMY	9	541	SALA FILIPPO KR / IAME / VEGA	 TEAM DRIVER RACING KART
514	BURNETT JENSEN Energy Corse / TM Racing / VEGA	 Energy Corse srl	8	513	BAGUTTI PIETRO Energy Corse / TM Racing / VEGA	 Energy Corse srl
538	CONSANI ANDY CHARLES VICTOR KR / IAME / VEGA	 TEAM DRIVER RACING KART	7	601	ILIFFE JACK PAROLIN / TM Racing / VEGA	 PAROLIN MOTORSPORT
509	VAN LANGENDONCK DRIES BIREL ART / TM Racing / VEGA	 BIREL ART RACING S.R.L.	6	532	PANCOTTI FILIPPO PAROLIN / TM Racing / VEGA	 AVracing
512	SLATER ALFIE Energy Corse / TM Racing / VEGA	 Energy Corse srl	5	523	PRESA MATIC BIREL ART / TM Racing / VEGA	 Leclerc by Lennox Racing
542	PEEBLES GRIFFIN KR / IAME / VEGA	 TEAM DRIVER RACING KART	4	524	ORJUELA MATIAS PAROLIN / TM Racing / VEGA	 PAROLIN MOTORSPORT
540	TARNVANICHKUL ENZO KR / TM Racing / VEGA	 TEAM DRIVER RACING KART	3	604	BOTTARO DAVIDE PAROLIN / TM Racing / VEGA	 AVracing
527	COSTOYA CHRISTIAN PAROLIN / TM Racing / VEGA	 PAROLIN MOTORSPORT	2	521	HOOGENDOORN DEAN Alonso Kart / IAME / VEGA	 Kidix srl
590	IVANNIKOV VLADIMIR EKS / TM Racing / VEGA	 DRAGO CORSE RACING TEAM	1	610	MARTINESE IACOPO PAROLIN / TM Racing / VEGA	 CMT ASD

POLE POSITION
