



OKN

Final Results

Document 6.1 OFFICIAL

Rnk	No.	Competitor	Nation	Driver	Nation	Equipment	Laps	Time	Gap	Interv.	Best lap	Points
1 =	805	Novalux srl	ITA	OCIEPA JULIUSZ	POL	LENZOKART / LKE / VEGA	12	11:47.533			58.384	80
2 =	809	TEAM DRIVER RACING KART	ITA	MARCHESI NICOLAS	ITA	KR / IAME / VEGA	12	11:49.730	2.197	2.197	58.511	60
3 ▲4	810	TEAM DRIVER RACING KART	ITA	DELLA PIETRA LUISA MAR	ITA	KR / IAME / VEGA	12	11:53.751	6.218	4.021	58.547	50
4 =	806	FK Motorsport ASD	ITA	FERRARI LAMBERTO	ITA	IPK / MODENA ENGINES / VEGA	12	11:53.848	6.315	0.097	58.756	40
5 ▼2	807	DR SRL	ITA	HEDFORS LEON	SWE	DR / MODENA ENGINES / VEGA	12	11:55.368	7.835	1.520	59.091	35
6 ▼1	811	Novalux srl	ITA	TOSCANO SALVATORE	MLT	LENZOKART / LKE / VEGA	12	12:15.027	27.494	19.659	59.177	30
7 ▼1	804	MODENA KART	ITA	YILDIRIM BATI EGE	TUR	PAROLIN / TM KART / VEGA	6	6:00.553	6 Laps	6 Laps	58.918	25

Leaders : No.805 OCIEPA JULIUSZ (1-12)

Start Time : 29/09 - 14:25:16 / Flag Time : 14:36:59 / End Time : 14:37:31

Best lap : No.805 OCIEPA JULIUSZ 58.384 102.97 kph

Weather : Sunny Air : 24°C Track : Dry

Event Record : No.805 OCIEPA JULIUSZ 58.380 102.98 kph

OKN Final Lap Chart

For information purposes. No official / regulatory value

	1	2	3	4	5	6	7
Grid	805	809	807	806	811	804	810
Start	805	807	809	811	806	810	804
Lap 1 <small>Interval</small>	805	809 0.9	807 0.3	811 0.2	806 0.0	804 0.1	810 0.1
Lap 2	805	809 0.8	807 0.3	806 0.9	811 0.4	804 0.1	810 0.0
Lap 3	805	809 1.1	807 0.3	806 0.8	804 0.7	810 0.1	811 0.5
Lap 4	805	809 1.3	807 0.5	806 0.5	804 0.6	810 0.2	811 0.7
Lap 5	805	809 1.6	807 0.8	806 0.4	804 1.2	810 0.0	811 0.6
Lap 6	805	809 1.9	807 1.0	806 0.0	804 1.4	810 0.0	811 0.8
Lap 7	805	809 2.3	806 1.7	807 0.4	810 0.4	811 1.3	
Lap 8	805	809 2.2	806 2.8	810 0.3	807 0.2	811 5.4	
Lap 9	805	809 2.1	810 3.4	806 0.0	807 0.4	811 8.2	
Lap 10	805	809 2.3	810 3.4	806 0.3	807 0.7	811 11.4	
Lap 11	805	809 2.3	810 3.7	806 0.2	807 1.0	811 15.3	
Lap 12	805	809 2.1	810 4.0	806 0.0	807 1.5	811 19.6	



OKN

**Final
Lap Time Analysis**

For information purposes. No official / regulatory value

Laps	Sector 1	Sector 2	Sector 3	Spd	Lap Time
No.804 YILDIRIM BATI EGE					
1	21.283	23.486	16.996	128	1:01.765
2	19.660	23.898	16.773	129	1:00.331
3	19.473	23.029	16.745	127	59.247
4	19.059	22.974	16.885	126	58.918
5	19.226	23.389	16.956	124	59.571
6	19.172	23.053	16.821	125	59.046

Laps	Sector 1	Sector 2	Sector 3	Spd	Lap Time
No.805 OCIEPA JULIUSZ					
1	20.159	23.227	17.061	124	1:00.447
2	19.512	22.933	16.823	125	59.268
3	19.274	22.979	16.737	125	58.990
4	19.196	22.852	16.719	125	58.767
5	19.076	22.735	16.712	126	58.523
6	19.043	22.947	16.761	126	58.751
7	19.029	22.707	16.690	126	58.426
8	19.166	22.748	16.657	126	58.571
9	19.111	22.788	16.812	125	58.711
10	18.985	22.676	16.723	125	58.384
11	19.075	22.826	16.757	125	58.658
12	19.108	22.835	16.796	125	58.739

Laps	Sector 1	Sector 2	Sector 3	Spd	Lap Time
No.806 FERRARI LAMBERTO					
1	21.179	23.550	17.093	127	1:01.822
2	19.656	23.412	16.830	126	59.898
3	19.305	23.074	16.707	126	59.086
4	19.181	23.070	16.726	126	58.977
5	19.200	22.997	16.782	126	58.979
6	19.121	23.062	16.667	127	58.850
7	19.341	23.135	16.928	126	59.404
8	19.759	23.090	16.816	126	59.665
9	19.164	22.933	17.154	127	59.251
10	19.136	22.962	16.754	127	58.852
11	19.143	22.978	16.693	127	58.814
12	19.125	22.954	16.677	126	58.756

Laps	Sector 1	Sector 2	Sector 3	Spd	Lap Time
No.807 HEDFORS LEON					
1	20.505	23.980	17.172	126	1:01.657
2	19.360	23.171	16.706	127	59.237
3	19.417	23.121	16.690	127	59.228
4	19.260	23.198	16.757	127	59.215
5	19.209	23.112	16.822	127	59.143
6	19.195	23.154	16.846	127	59.195
7	19.293	23.161	17.450	127	59.904
8	19.618	23.590	16.664	128	59.872
9	19.157	23.143	16.791	127	59.091
10	19.293	23.115	16.683	127	59.091
11	19.239	23.118	16.824	127	59.181
12	19.201	23.050	16.941	127	59.192

Laps	Sector 1	Sector 2	Sector 3	Spd	Lap Time
No.809 MARCHESI NICOLAS					
1	20.539	23.497	17.212	127	1:01.248
2	19.372	23.004	16.829	127	59.205
3	19.160	23.071	17.009	127	59.240
4	19.121	23.047	16.836	127	59.004
5	19.055	23.046	16.752	127	58.853
6	19.113	23.003	16.893	127	59.009
7	18.996	22.973	16.845	127	58.814
8	18.915	22.887	16.709	127	58.511

Laps	Sector 1	Sector 2	Sector 3	Spd	Lap Time
9	18.927	22.943	16.721	127	58.591
10	18.941	22.877	16.794	127	58.612
11	18.925	22.923	16.811	127	58.659
12	18.960	22.850	16.747	126	58.557








Laps	Sector 1	Sector 2	Sector 3	Spd	Lap Time
No.810 DELLA PIETRA LUISA MARIA					
1	21.324	23.831	16.847	127	1:02.002
2	19.736	23.867	16.678	127	1:00.281
3	19.718	22.980	16.651	127	59.349
4	19.157	22.858	16.985	127	59.000
5	19.201	23.417	16.809	127	59.427
6	19.296	23.126	16.585	128	59.007
7	19.218	22.919	16.659	127	58.796
8	19.237	23.281	16.600	127	59.118
9	19.016	22.922	16.907	127	58.845
10	19.017	22.861	16.669	127	58.547
11	19.022	23.146	16.794	127	58.962
12	19.161	22.923	16.788	127	58.872

Laps	Sector 1	Sector 2	Sector 3	Spd	Lap Time
No.811 TOSCANO SALVATORE					
1	21.067	23.572	17.139	125	1:01.778
2	19.633	23.958	16.833	126	1:00.424
3	20.152	23.167	16.772	125	1:00.091
4	19.326	23.037	16.814	126	59.177
5	19.496	23.008	16.859	125	59.363
6	19.396	22.976	16.828	126	59.200
7	19.425	23.019	16.768	126	59.212
8	19.755	25.665	18.160	122	1:03.580
9	20.127	24.182	17.531	121	1:01.840
10	20.303	24.469	17.537	121	1:02.309
11	20.537	24.512	18.033	118	1:03.082
12	20.402	25.354	17.752	119	1:03.508

OKN

**Final
Starting Grid**

Document 5

7 th	810 DELLA PIETRA LUISA MARIA KR / IAME / VEGA	TEAM DRIVER RACING KART		4				
5 th	811 TOSCANO SALVATORE LENZOKART / LKE / VEGA			3	804 YILDIRIM BATI EGE PAROLIN / TM KART / VEGA	MODENA KART		6 th
3 rd	807 HEDFORS LEON DR / MODENA ENGINES / VEGA			2	806 FERRARI LAMBERTO IPK / MODENA ENGINES / VEGA			4 th
1 st	805 OCIEPA JULIUSZ LENZOKART / LKE / VEGA			1	809 MARCHESI NICOLAS KR / IAME / VEGA	TEAM DRIVER RACING KART		2 nd

POLE POSITION



Start : 29/09 - 14:15 12 Laps = 20.040 km