

MINI FINAL Rnd 1 (F) Results Rnd 1

Document 37.1 OFFICIAL

Rnk	No.	Entrant	Nat	Driver	Nat	Equipment	Laps	Time	Gap	Interv.	Best lap	Penalty	Points
1	521	PAROLIN RACING KART	ITA	GLADYSZ MACIEJ	POL	PAROLIN / TM RACING / VEGA	10	9:18.695			55.191		60
2	501	BABY RACE DRIVER ACADEM	ITA	LAMMERS RENE'	NLD	PAROLIN / IAME / VEGA	10	9:18.748	0.053	0.053	55.204		40
3	547	SAUBER KARTING TEAM	ITA	MONZA TIZIANO	SRB	KR / IAME / VEGA	10	9:19.244	0.549	0.496	55.404		30
4	513	FORMULA K SERAFINI ASD	ITA	OLIVIERI EMANUELE	ITA	IPK / TM RACING / VEGA	10	9:20.468	1.773	1.224	55.312		20
5	553	AVracing	ITA	BOTTARO DAVIDE	ITA	PAROLIN / TM RACING / VEGA	10	9:20.519	1.824	0.051	55.225		15
6	511	Energy corse srl	ITA	TARNVANICHKUL ENZO	THA	Energy corse / TM RACING / VE	10	9:20.694	1.999	0.175	55.274		12
7	508	Energy corse srl	ITA	CARDENAS ANDRES	PER	Energy corse / TM RACING / VE	10	9:20.706	2.011	0.012	55.273		10
8	528	TEAM DRIVER RACING KART	ITA	NAKAMURA BERTA KEAN	JPN	KR / IAME / VEGA	10	9:18.983	3.288	1.277	55.328	+3.000	9
9	546	Revolution Motor Sport Asd	ITA	SAETER MARCUS	NOR	Energy corse / TM RACING / VE	10	9:22.081	3.386	0.098	55.329		8
10	516	FORMULA K SERAFINI ASD	ITA	SKULANOV GERASIM	RUS	IPK / TM RACING / VEGA	10	9:18.307	4.612	1.226	55.333	+5.000	7
11	527	TEAM DRIVER RACING KART	ITA	KASTELIC MARK	SVN	KR / IAME / VEGA	10	9:23.597	4.902	0.290	55.296		6
12	551	Leclerc by Lennox Racing	ITA	VAN LANGENDONCK DRIE	BEL	BIREL ART / TM RACING / VEG	10	9:23.721	5.026	0.124	55.289		5
13	543	PAROLIN RACING KART	ITA	ORJUELA GARCIA MATIAS	COL	PAROLIN / TM RACING / VEGA	10	9:23.762	5.067	0.041	55.368		4
14	509	Energy corse srl	ITA	HANNA HERNANDEZ SALI	COL	Energy corse / TM RACING / VE	10	9:25.322	6.627	1.560	55.254		3
15	549	Leclerc by Lennox Racing	ITA	GAFRARAR CALEB	USA	BIREL ART / TM RACING / VEG	10	9:25.461	6.766	0.139	55.587		2
16	518	GAMOTO ASD	ITA	BOGUNOVIC ALEKSANDA	SVN	TONY KART / TM RACING / VE	10	9:25.464	6.769	0.003	55.375		1
17	531	TEAM DRIVER RACING KART	ITA	JOSSERON KILIAN	CHE	KR / IAME / VEGA	10	9:25.534	6.839	0.070	55.468		0
18	529	TEAM DRIVER RACING KART	ITA	PEEBLES GRIFFIN FORRE	AUS	KR / IAME / VEGA	10	9:26.597	7.902	1.063	55.475		0
19	537	TONY KART RACING TEAM	ITA	CARANTA JULES	ERA	TONY KART / VORTEX / VEGA	10	9:27.462	8.767	0.865	55.702		0
20	532	TEAM DRIVER RACING KART	ITA	APICELLA ANTONIO	ITA	KR / IAME / VEGA	10	9:29.482	10.787	2.020	55.581		0
21	536	TONY KART RACING TEAM	ITA	COSTOYA CRISTIAN	ESP	TONY KART / VORTEX / VEGA	10	9:29.546	10.851	0.064	55.738		0
22	526	TEAM DRIVER RACING KART	ITA	KINMARK OLIVER	SWE	KR / TM RACING / VEGA	10	9:29.657	10.962	0.111	55.776		0
23	560	ORTOLANI GILLES	ERA	ORTOLANI EMILIO	ERA	INTREPID / TM RACING / VEGA	10	9:29.782	11.087	0.125	55.542		0
24	524	TEAM DRIVER RACING KART	ITA	PRESA MATIC	SVN	KR / IAME / VEGA	10	9:31.603	12.908	1.821	55.807		0
25	566	EKS	ITA	SCHAUFLEER NIKLAS	AUT	EKS / TM RACING / VEGA	10	9:31.616	12.921	0.013	55.858		0
26	510	Energy corse srl	ITA	SLATER ALFIE	GBR	Energy corse / TM RACING / VE	10	9:31.701	13.006	0.085	55.840		0
27	504	BABY RACE DRIVER ACADEM	ITA	WEIXELBAUMER NANDO	AUT	PAROLIN / IAME / VEGA	10	9:31.902	13.207	0.201	55.868		0
28	503	BABY RACE DRIVER ACADEM	ITA	FERRARI RICCARDO	ITA	PAROLIN / IAME / VEGA	10	9:32.427	13.732	0.525	55.729		0
29	548	KRK Racing	POL	OCIEPA JULIUSZ	POL	Energy corse / TM RACING / VE	10	9:32.626	13.931	0.199	55.695		0
30	533	TEAM DRIVER RACING KART	ITA	FARDIN-SHARABIAN KIAN	CHE	KR / IAME / VEGA	10	9:45.822	27.127	13.196	55.980		0
31	505	BABY RACE DRIVER ACADEM	ITA	PESL JINDRICH	CZE	PAROLIN / IAME / VEGA	6	5:39.051	4 Laps	4 Laps	55.402		0
32	502	Praga Racing Team	CZE	SCULAC NIK	SVN	IPK / TM RACING / VEGA	1	1:00.493	9 Laps	5 Laps	58.743		0
33	535	TONY KART RACING TEAM	ITA	HELIAS JIMMY	ERA	TONY KART / VORTEX / VEGA	1	1:01.922	9 Laps	1.429	59.273		0

No.528 NAKAMURA BERTA KEAN : 03 seconds penalty ; Judge of Facts

No.516 SKULANOV GERASIM : Time penalty of 5 s for incorrectly installed front fairing or incorrect position of front fairing. According to Stewards' Decision No.64.

Not Classified

538	Ward Racing	SWE	KACZYNSKI ELLIOT	SWE	TONY KART / TM RACING / VE				DNS				
-----	-------------	-----	------------------	-----	----------------------------	--	--	--	-----	--	--	--	--

Leaders : No.547 MONZA TIZIANO (1-1) / No.521 GLADYSZ MACIEJ (2-4) / No.501 LAMMERS RENE' (5-9) / No.516 SKULANOV GERASIM (10-10)

Start Time : 29/11 - 12:43:34

Best lap : No.521 GLADYSZ MACIEJ 55.191 84.93 kph

Weather : Slightly cloudy Air : 12°C Track : Dry


Event Record : No.551 VAN LANGENDONCK DRIES 54.430 86.11 kph

No.528 INVEST 01:22 Lap 1

Chairman of the Panel



Steward



Steward





DOCUMENT N° 64

DECISIONE DEI COMMISSARI SPORTIVI
STEWARDS' DECISION

PENALITA INFLITTA AL CONCORRENTE (NOME): **FORMULA K SERAFINI ASD**
PENALTY INFLICTED UPON THE ENTRANT (NAME):

NAZIONALITA / NATIONALITY: **ITA**

No.: **516** PILOTA : **SKULANOV GERASIM**
No.: DRIVER :

Parte dell'evento: **MINI - FINAL Rnd 1**
Concerns the part of the event:

DECISIONE / STATEMENT

5 s time penalty in the session mentioned above.

MOTIVAZIONE / REASON:

The front fairing of kart mentioned above was not in the correct position (according to the technical rules 4.14.4 rtn) when the chequered flag was waved and the kart concerned crossed the finish line.
The Stewards impose this penalty after receiving of the relevant report of Judge of Facts and in application of the Art 16.3 rdsk 2020.

Decisione annunciata
Decision announced

Data / Date: **29/11/2020**

Ora / Time: **12:54**

Nome / Name

Firma / Signature

Presidente del Collegio / Chairman of the Panel:

Di Bari Oronzo (ITA)



Membri del Collegio / Members of the Panel:

Chillon Angela (ITA)



Legrottaglie Sante (ITA)



NOTIFICAZIONE AL CONCORRENTE / NOTIFICATION TO THE RELEVANT ENTRANT

Io sottoscritto:
I undersigned: Nome Cognome / personal name

Rappresentante del Concorrente: **FORMULA K SERAFINI ASD**
Representing the Entrant: Nome del Concorrente / Entrant's name

Certifico che sono stato informato del documento No. **64** dai Commissari Sportivi dell'Evento.
Certify that I have been notified of document No. by the Stewards of the Meeting.

Data / Date: Ora / Time: Firma / Signature:



MINI FINAL Rnd 1 (F)
Lap Chart

For information purposes. No official / regulatory value

	1	2	3	4	5	6	7	8	9	10	11	12	13	14	15	16	17	18	19	20	21	22	23	24	25	26	27	28	29	30	31	32	33	34
Grid	521	513	547	508	511	528	516	501	518	553	533	546	509	502	543	551	505	510	549	536	527	537	560	566	532	531	529	526	538	504	535	548	524	503
Start	521	513	547	508	528	501	511	516	553	518	546	533	502	509	551	543	510	536	505	537	549	566	527	531	560	532	526	529	535	504	548	503	524	
Lap 1 Interval	547	521	511	516	501	513	553	528	508	551	509	518	546	533	502	505	537	510	543	531	549	536	529	535	527	560	566	548	503	532	526	524	504	
Lap 2	521	516	547	501	513	511	528	553	551	518	508	509	546	505	543	549	531	537	510	527	536	529	566	526	560	548	524	532	503	504	533			
Lap 3	521	516	547	501	513	511	528	551	553	518	508	509	546	505	543	531	549	527	536	529	526	537	566	510	548	560	503	524	532	504	533			
Lap 4	521	516	501	547	513	528	511	553	551	518	508	509	546	505	543	531	549	527	529	536	526	537	566	510	524	560	532	503	548	504	533			
Lap 5	501	516	547	521	528	513	553	511	551	508	518	509	546	505	543	527	531	549	536	537	529	526	566	510	524	560	532	503	504	548	533			
Lap 6	501	516	521	547	528	513	553	508	511	518	509	546	551	505	543	527	531	549	537	529	526	536	532	566	510	524	560	504	503	548	533			
Lap 7	501	516	521	528	547	513	553	508	511	546	509	551	543	518	527	531	549	529	537	536	526	532	560	566	510	524	504	503	548	533				
Lap 8	501	516	521	528	547	513	553	508	511	546	527	543	551	509	518	549	531	529	537	536	526	532	560	524	510	566	504	548	503	533				
Lap 9	501	516	521	528	547	513	553	508	511	546	527	543	551	518	509	549	531	529	537	532	536	526	560	524	566	504	510	548	503	533				
Lap 10	516	521	501	528	547	513	553	511	508	546	527	551	543	509	549	518	531	529	537	532	536	526	560	524	566	510	504	503	548	533				



MINI FINAL Rnd 1 (F) Lap Time Analysis

For information purposes. No official / regulatory value

Laps	Sector 1	Sector 2	Sector 3	Spd	Lap Time
No.501 LAMMERS RENE'					
1	19.398	21.041	16.760	97	57.199
2	18.426	20.218	16.642	97	55.286
3	18.434	20.349	16.679	99	55.462
4	18.543	20.022	16.639	98	55.204
5	18.547	20.074	16.754	94	55.375
6	18.673	20.220	16.657	95	55.550
7	18.477	20.153	16.704	95	55.334
8	18.504	20.045	16.778	94	55.327
9	18.645	20.136	16.971	95	55.752
10	18.739	21.032	17.056	99	56.827
No.502 SCULAC NIK					
1	19.949	21.652	17.142	99	58.743
No.503 FERRARI RICCARDO					
1	20.060	21.288	17.951	98	59.299
2	18.770	21.951	17.550	98	58.271
3	18.653	20.688	17.060	100	56.401
4	19.182	20.657	17.183	94	57.022
5	19.029	20.599	17.103	94	56.731
6	18.886	20.431	16.821	97	56.138
7	18.648	20.229	16.852	99	55.729
8	18.641	20.967	17.308	96	56.916
9	18.789	20.400	17.077	98	56.266
10	18.585	20.650	17.147	95	56.382
No.504 WEIXELBAUMER NANDO					
1	20.255	22.305	17.449	98	1:00.009
2	19.259	21.516	17.232	98	58.007
3	18.784	21.019	16.813	98	56.616
4	19.103	21.079	17.013	97	57.195
5	19.012	20.430	16.847	96	56.289
6	18.715	20.344	16.844	96	55.903
7	18.716	20.204	16.948	99	55.868
8	18.628	20.805	16.987	97	56.420
9	18.612	20.619	16.992	95	56.223
10	18.603	20.503	17.352	95	56.458
No.505 PESL JINDRICH					
1	19.830	21.491	17.157	99	58.478
2	18.652	20.812	16.807	96	56.271
3	18.574	20.173	16.756	96	55.503
4	18.545	20.175	16.743	97	55.463
5	18.492	20.159	16.751	97	55.402
6	18.543	20.188	17.123	98	55.854
No.508 CARDENAS ANDRES					
1	19.646	21.411	16.863	98	57.920
2	18.570	20.719	17.332	97	56.621
3	18.489	20.248	16.763	97	55.500
4	18.475	20.214	16.672	98	55.361
5	18.397	20.158	16.718	99	55.273
6	18.460	20.516	16.946	96	55.922
7	18.559	20.223	16.681	96	55.463
8	18.586	20.079	16.746	97	55.411
9	18.526	20.225	16.727	97	55.478
10	18.483	20.737	17.240	95	56.460
No.509 HANNA HERNANDEZ SALIM					
1	19.526	21.483	16.820	98	57.829
2	18.514	20.509	17.486	94	56.509

Laps	Sector 1	Sector 2	Sector 3	Spd	Lap Time
3	18.554	20.193	16.770	97	55.517
4	18.434	20.151	16.669	98	55.254
5	18.481	20.247	16.781	98	55.509
6	18.402	20.506	17.404	97	56.312
7	18.712	21.274	17.510	96	57.496
8	19.167	20.140	17.053	99	56.360
9	18.683	20.637	16.876	97	56.196
10	18.729	20.367	17.486	93	56.582
No.510 SLATER ALFIE					
1	19.870	21.880	17.081	99	58.831
2	18.801	22.228	17.196	97	58.225
3	18.840	21.870	17.207	96	57.917
4	18.603	20.422	16.818	96	55.843
5	18.615	20.627	16.848	98	56.090
6	18.400	21.417	17.254	99	57.071
7	18.663	20.760	17.205	97	56.628
8	18.488	20.729	17.125	98	56.342
9	18.753	21.005	17.182	96	56.940
10	18.471	20.398	16.971	98	55.840
No.511 TARNVANICHKUL ENZO					
1	18.976	20.875	16.853	96	56.704
2	18.698	20.523	17.025	98	56.246
3	18.624	20.205	16.785	97	55.614
4	18.660	20.221	16.655	98	55.536
5	18.474	20.468	17.111	99	56.053
6	18.525	20.844	17.041	97	56.410
7	18.597	20.257	16.785	97	55.639
8	18.493	20.039	16.742	97	55.274
9	18.617	20.199	16.800	96	55.616
10	18.501	20.299	17.333	96	56.133
No.513 OLIVIERI EMANUELE					
1	19.466	21.068	16.944	98	57.478
2	18.599	20.267	16.787	96	55.653
3	18.515	20.179	16.651	97	55.345
4	18.521	20.116	16.675	97	55.312
5	18.545	20.765	16.712	96	56.022
6	18.455	20.413	16.896	98	55.764
7	18.520	20.418	17.056	98	55.994
8	18.703	20.083	16.699	97	55.485
9	18.532	20.122	16.723	97	55.377
10	18.570	20.859	17.397	95	56.826
No.516 SKULANOV GERASIM					
1	19.481	20.563	16.650	99	56.694
2	18.532	20.185	16.616	97	55.333
3	18.567	20.239	16.665	98	55.471
4	18.549	20.238	16.633	99	55.420
5	18.514	20.533	16.723	97	55.770
6	18.473	20.284	16.594	98	55.351
7	18.565	20.120	16.675	98	55.360
8	18.578	20.121	16.705	97	55.404
9	18.547	20.220	16.889	95	55.656
10	18.753	20.665	16.895	96	56.313
No.518 BOGUNOVIC ALEKSANDAR					
1	19.901	21.521	17.023	97	58.445
2	18.456	20.271	16.980	95	55.707
3	18.421	20.177	16.777	96	55.375
4	18.436	20.204	16.755	97	55.395

Laps	Sector 1	Sector 2	Sector 3	Spd	Lap Time
5	18.473	20.435	16.689	98	55.597
6	18.412	20.689	17.268	96	56.369
7	18.965	21.064	17.894	92	57.923
8	19.265	20.238	16.733	98	56.236
9	18.454	20.614	16.910	96	55.978
10	18.904	20.443	17.472	92	56.819
No.521 GLADYSZ MACIEJ					
1	19.130	20.790	16.705	97	56.625
2	18.581	20.232	16.698	94	55.511
3	18.646	20.199	16.710	94	55.555
4	18.595	20.156	16.719	94	55.470
5	19.066	20.518	16.642	97	56.226
6	18.509	20.124	16.650	96	55.283
7	18.570	20.025	16.596	97	55.191
8	18.541	20.190	16.623	98	55.354
9	18.560	20.251	16.806	96	55.617
10	18.806	20.737	17.111	96	56.654
No.524 PRESA MATIC					
1	20.005	21.856	17.527	97	59.388
2	19.023	21.533	17.201	98	57.757
3	18.646	21.129	16.937	100	56.712
4	18.731	20.218	16.900	97	55.849
5	18.446	20.328	17.033	100	55.807
6	18.448	21.282	17.330	99	57.060
7	18.723	20.540	17.383	99	56.646
8	18.636	20.604	16.955	97	56.195
9	18.491	20.398	17.043	97	55.932
10	18.889	20.601	17.326	93	56.816
No.526 KINMARK OLIVER					
1	20.718	21.825	17.701	97	1:00.244
2	18.975	21.058	16.936	98	56.969
3	18.841	20.606	16.831	96	56.278
4	18.451	20.541	17.102	97	56.094
5	18.920	20.620	16.877	97	56.417
6	18.541	20.864	17.141	95	56.546
7	18.545	20.324	17.245	97	56.114
8	18.512	20.428	17.019	98	55.959
9	19.078	20.719	16.940	98	56.737
10	18.660	20.266	16.850	97	55.776
No.527 KASTELIC MARK					
1	20.421	21.841	17.606	98	59.868
2	18.882	21.022	17.171	98	57.075
3	18.494	20.362	16.799	96	55.655
4	18.552	20.159	16.665	98	55.376
5	18.416	20.074	16.810	96	55.300
6	18.454	20.103	16.739	96	55.296
7	18.576	20.089	16.955	97	55.620
8	18.702	20.035	16.702	95	55.439
9	18.555	20.107	16.752	98	55.414
10	18.444	20.310	17.556	94	56.310
No.528 NAKAMURA BERTA KEAN					
1	19.223	21.459	17.031	99	57.713
2	18.520	20.416	16.726	96	55.662
3	18.543	20.230	16.629	98	55.402
4	18.448	20.162	16.718	97	55.328
5	18.434	20.184	16.739	97	55.357
6	18.471	20.445	16.825	98	55.741



MINI FINAL Rnd 1 (F) Lap Time Analysis

For information purposes. No official / regulatory value

Laps	Sector 1	Sector 2	Sector 3	Spd	Lap Time
7	18.548	20.100	16.770	95	55.418
8	18.590	20.123	16.818	95	55.531
9	18.661	20.243	16.817	95	55.721
10	18.664	20.224	16.835	97	55.723

No.529 PEEBLES GRIFFIN FORREST					
1	20.146	21.707	17.430	98	59.283
2	18.570	21.855	17.370	97	57.795
3	18.687	20.693	16.794	97	56.174
4	18.534	20.415	17.213	96	56.162
5	18.862	20.696	16.790	98	56.348
6	18.463	20.640	16.770	97	55.873
7	18.524	20.124	16.827	95	55.475
8	18.676	20.128	16.789	95	55.593
9	18.710	20.195	16.864	95	55.769
10	18.674	20.069	16.854	96	55.597

No.531 JOSSERON KILIAN					
1	20.190	21.463	17.126	98	58.779
2	18.685	21.423	16.970	97	57.078
3	18.547	20.415	16.923	98	55.885
4	18.533	20.330	16.836	95	55.699
5	18.591	20.222	17.013	99	55.826
6	18.499	20.225	16.744	97	55.468
7	18.461	20.162	16.942	97	55.565
8	19.161	20.866	16.867	98	56.894
9	18.525	20.430	16.828	98	55.783
10	18.519	20.767	16.949	98	56.235

No.532 APICELLA ANTONIO					
1	20.367	22.116	17.785	97	1:00.268
2	19.188	21.635	17.223	97	58.046
3	18.532	21.230	16.891	98	56.653
4	18.810	20.287	16.748	99	55.845
5	18.597	20.440	16.899	99	55.936
6	18.497	20.745	17.297	95	56.539
7	18.547	20.041	16.993	96	55.581
8	18.577	20.323	16.969	99	55.869
9	18.820	20.630	16.934	94	56.384
10	18.637	20.217	17.040	94	55.894

No.533 FARDIN-SHARABIAN KIAN					
1	19.950	21.632	17.168	97	58.750
2	18.949	38.791	17.492	92	1:15.232
3	19.273	20.596	16.992	94	56.861
4	18.939	20.609	16.864	93	56.412
5	18.924	20.334	16.929	93	56.187
6	18.860	20.330	16.953	93	56.143
7	18.855	20.215	16.910	93	55.980
8	18.904	20.200	17.128	93	56.232
9	18.795	20.393	16.916	93	56.104
10	18.943	20.328	16.977	94	56.248

No.535 HELIAS JIMMY					
1	20.209	21.759	17.305	99	59.273

No.536 COSTOYA CRISTIAN					
1	20.136	22.162	17.465	97	59.763
2	18.523	21.649	17.409	98	57.581
3	18.600	20.856	16.871	96	56.327
4	18.562	20.677	17.109	97	56.348
5	18.604	20.405	16.892	95	55.901

Laps	Sector 1	Sector 2	Sector 3	Spd	Lap Time
6	18.652	21.491	17.084	98	57.227
7	18.587	20.383	17.021	97	55.991
8	18.466	20.404	17.109	95	55.979
9	18.777	20.945	16.985	96	56.707
10	18.625	20.209	16.904	97	55.738

No.537 CARANTA JULES					
1	19.679	21.784	17.175	99	58.638
2	19.449	21.476	17.147	96	58.072
3	18.961	21.538	16.845	98	57.344
4	18.723	20.281	17.048	99	56.052
5	18.502	20.645	16.882	98	56.029
6	18.425	20.594	16.853	97	55.872
7	18.787	20.208	16.878	96	55.873
8	18.637	20.209	16.856	96	55.702
9	18.680	20.300	16.904	95	55.884
10	18.698	20.290	16.915	95	55.903

No.543 ORJUELA GARCIA MATIAS					
1	20.074	21.860	17.076	99	59.010
2	18.775	20.999	16.858	96	56.632
3	18.635	20.233	16.789	95	55.657
4	18.636	20.242	16.822	96	55.700
5	18.543	20.103	16.722	96	55.368
6	18.607	20.214	16.791	96	55.612
7	18.581	20.339	17.436	97	56.356
8	18.984	20.081	16.666	98	55.731
9	18.562	20.122	16.695	98	55.379
10	18.486	20.345	17.581	92	56.412

No.546 SAETER MARCUS					
1	19.535	21.713	17.227	98	58.475
2	18.504	20.306	17.254	93	56.064
3	18.634	20.191	16.744	98	55.569
4	18.500	20.151	16.766	97	55.417
5	18.486	20.150	16.693	98	55.329
6	18.425	20.492	17.348	98	56.265
7	18.555	20.469	16.870	95	55.894
8	18.599	20.156	16.902	96	55.657
9	18.645	20.315	16.879	96	55.839
10	18.691	20.313	16.916	96	55.920

No.547 MONZA TIZIANO					
1	18.996	20.711	16.794	97	56.501
2	18.715	20.346	16.875	97	55.936
3	18.556	20.238	16.786	97	55.580
4	18.708	20.081	16.666	98	55.455
5	18.476	20.156	17.006	98	55.638
6	18.517	20.735	16.892	98	56.144
7	18.842	20.468	16.861	97	56.171
8	18.486	20.017	16.901	96	55.404
9	18.533	20.101	16.789	97	55.423
10	18.571	20.300	16.847	97	55.718

No.548 OCIEPA JULIUSZ					
1	19.986	21.851	17.497	98	59.334
2	18.811	21.629	17.549	95	57.989
3	18.672	20.827	17.210	96	56.709
4	19.198	20.943	17.020	95	57.161
5	19.557	20.627	16.849	96	57.033
6	18.782	20.293	16.912	97	55.987
7	18.631	20.251	16.813	98	55.695

Laps	Sector 1	Sector 2	Sector 3	Spd	Lap Time
8	18.669	20.674	17.110	97	56.453
9	18.624	20.742	17.094	98	56.460
10	18.568	21.061	17.067	96	56.696

No.549 GAFRARAR CALEB					
1	20.100	21.892	17.144	98	59.136
2	18.687	21.096	17.000	97	56.783
3	18.589	20.625	16.844	98	56.058
4	18.565	20.569	16.897	98	56.031
5	18.660	20.289	16.869	97	55.818
6	18.573	20.298	16.834	96	55.705
7	18.551	20.193	16.843	96	55.587
8	18.638	20.577	16.961	97	56.176
9	18.517	20.368	16.913	98	55.798
10	18.495	20.690	17.038	96	56.223

No.551 VAN LANGENDONCK DRIES					
1	19.678	21.021	16.920	98	57.619
2	18.540	20.372	16.861	97	55.773
3	18.402	20.198	16.881	97	55.481
4	18.430	20.321	16.648	98	55.399
5	18.389	20.255	17.134	99	55.778
6	18.424	20.938	17.633	98	56.995
7	18.730	21.055	17.514	92	57.299
8	19.320	20.144	16.797	97	56.261
9	18.380	20.154	16.755	97	55.289
10	18.390	20.174	17.403	92	55.967

No.553 BOTTARO DAVIDE					
1	19.216	21.419	16.864	99	57.499
2	18.665	20.524	16.754	97	55.943
3	18.414	20.340	17.067	97	55.821
4	18.521	20.022	16.682	97	55.225
5	18.414	20.191	16.928	99	55.533
6	18.395	20.157	16.741	98	55.293
7	18.624	20.530	16.839	99	55.993
8	18.781	20.064	16.715	98	55.560
9	18.513	20.144	16.756	98	55.413
10	18.465	20.650	17.585	98	56.700

No.560 ORTOLANI EMILIO					
1	20.412	22.063	17.372	98	59.847
2	18.897	22.005	17.051	97	57.953
3	18.701	20.762	17.597	98	57.060
4	18.679	20.273	17.070	99	56.022
5	18.577	20.355	17.011	99	55.943
6	18.638	21.067	17.367	97	57.072
7	18.636	20.294	16.868	96	55.798
8	18.601	20.104	16.837	97	55.542
9	18.741	20.752	16.891	99	56.384
10	18.691	20.326	16.815	97	55.832

No.566 SCHAUFLEER NIKLAS					
1	20.172	22.209	17.709	98	1:00.090
2	18.836	21.259	17.250	97	57.345
3	19.173	20.586	16.823	98	56.582
4	18.496	20.524	17.063	99	56.083
5	18.594	20.849	16.868	98	56.31






















MINI FINAL Rnd 1 (F)
Lap Time Analysis

For information purposes. No official / regulatory value

Laps	Sector 1	Sector 2	Sector 3	Spd	Lap Time
10	18.717	20.848	17.205	95	56.770



524	PRESA MATIC TEAM DRIVER RACING KART	KR / IAME / VEGA		17	503	FERRARI RICCARDO BABY RACE DRIVER ACADEMY	PAROLIN / IAME / VEGA	
535	HELIAS JIMMY TONY KART RACING TEAM	TONY KART / VORTEX / VEGA		16	548	OCIEPA JULIUSZ KRK Racing	Energy corse / TM RACING / VEGA	
538	KACZYNSKI ELLIOT Ward Racing	TONY KART / TM RACING / VEGA		15	504	WEIXELBAUMER NANDO BABY RACE DRIVER ACADEMY	PAROLIN / IAME / VEGA	
529	PEEBLES GRIFFIN FORREST TEAM DRIVER RACING KART	KR / IAME / VEGA		14	526	KINMARK OLIVER TEAM DRIVER RACING KART	KR / TM RACING / VEGA	
532	APICELLA ANTONIO TEAM DRIVER RACING KART	KR / IAME / VEGA		13	531	JOSSERON KILIAN TEAM DRIVER RACING KART	KR / IAME / VEGA	
560	ORTOLANI EMILIO ORTOLANI GILLES	INTREPID / TM RACING / VEGA		12	566	SCHAUFLEER NIKLAS EKS	EKS / TM RACING / VEGA	
527	KASTELIC MARK TEAM DRIVER RACING KART	KR / IAME / VEGA		11	537	CARANTA JULES TONY KART RACING TEAM	TONY KART / VORTEX / VEGA	
549	GAFRARAR CALEB Leclerc by Lennox Racing	BIREL ART / TM RACING / VEGA		10	536	COSTOYA CRISTIAN TONY KART RACING TEAM	TONY KART / VORTEX / VEGA	
505	PESL JINDRICH BABY RACE DRIVER ACADEMY	PAROLIN / IAME / VEGA		9	510	SLATER ALFIE Energy corse srl	Energy corse / TM RACING / VEGA	
543	ORJUELA GARCIA MATIAS PAROLIN RACING KART	PAROLIN / TM RACING / VEGA		8	551	VAN LANGENDONCK DRIES Leclerc by Lennox Racing	BIREL ART / TM RACING / VEGA	
509	HANNA HERNANDEZ SALIM Energy corse srl	Energy corse / TM RACING / VEGA		7	502	SCULAC NIK Praga Racing Team	IPK / TM RACING / VEGA	
533	FARDIN-SHARABIAN KIAN TEAM DRIVER RACING KART	KR / IAME / VEGA		6	546	SAETER MARCUS Revolution Motor Sport Asd	Energy corse / TM RACING / VEGA	
518	BOGUNOVIC ALEKSANDAR GAMOTO ASD	TONY KART / TM RACING / VEGA		5	553	BOTTARO DAVIDE AVracing	PAROLIN / TM RACING / VEGA	
516	SKULANOV GERASIM FORMULA K SERAFINI ASD	IPK / TM RACING / VEGA		4	501	LAMMERS RENE' BABY RACE DRIVER ACADEMY	PAROLIN / IAME / VEGA	
511	TARNVANICHKUL ENZO Energy corse srl	Energy corse / TM RACING / VEGA		3	528	NAKAMURA BERTA KEAN TEAM DRIVER RACING KART	KR / IAME / VEGA	
547	MONZA TIZIANO SAUBER KARTING TEAM	KR / IAME / VEGA		2	508	CARDENAS ANDRES Energy corse srl	Energy corse / TM RACING / VEGA	
521	GLADYSZ MACIEJ PAROLIN RACING KART	PAROLIN / TM RACING / VEGA		1	513	OLIVIERI EMANUELE FORMULA K SERAFINI ASD	IPK / TM RACING / VEGA	

POLE POSITION
