

OK **Document 17.1 OFFICIAL**

FINAL Rnd 2

Results Rnd 2

Rnk	No.	Entrant	Nat	Driver	Nat	Equipment	Laps	Time	Gap	Interv.	Best lap	Penalty	Points
1	211	ROSBERG RACING ACADEMY		BARNARD TAYLOR		KR / IAME / BRIDG	20	16:15.407			48.438		80
2	204	Ward Racing		ANDREASSON NORTON		TONY KART / VORTEX / BRIDG	20	16:20.963	5.556	5.556	48.576		60
3	202	TONY KART RACING TEAM		TAPONEN TUUKKA		TONY KART / VORTEX / BRIDG	20	16:22.123	6.716	1.160	48.528		50
4	213	DPK Racing		TSOLOV NIKOLA		KR / IAME / BRIDG	20	16:25.071	9.664	2.948	48.505		40
5	215	EXPRIT RACING TEAM		WURZ CHARLIE		EXPRIT / VORTEX / BRIDG	20	16:25.690	10.283	0.619	48.711		35
6	212	BIREL ART RACING S.R.L.		BERTUCA CRISTIAN		BIREL ART / TM RACING / BRID	20	16:28.516	13.109	2.826	48.686		30
7	225	VDK Racing		AMAND MARCUS		KR / IAME / BRIDG	20	16:23.655	13.248	0.139	48.534	+5.000	25
8	228	FORZA RACING		PIRTTILAHTI NIKLAS		EXPRIT / TM RACING / BRIDG	20	16:28.749	13.342	0.094	48.798		20
9	201	TONY KART RACING TEAM		SPINA ALFIO		TONY KART / VORTEX / BRIDG	20	16:29.649	14.242	0.900	48.894		15
10	208	KR motorsport		REVESZ LEVENTE		KR / IAME / BRIDG	20	16:29.687	14.280	0.038	48.617		12
11	205	Ward Racing		BLOKHINA VICTORIA		TONY KART / VORTEX / BRIDG	20	16:30.799	15.392	1.112	48.901		10
12	220	PAROLIN RACING KART		TRAVISANUTTO LORENZO		PAROLIN / TM RACING / BRIDG	20	16:31.106	15.699	0.307	48.818		9
13	203	TONY KART RACING TEAM		DEL PINO BRUNO		TONY KART / VORTEX / BRIDG	20	16:31.711	16.304	0.605	48.949		8
14	224	Team KOMAROV		ZHIVNOV ANDREY		TONY KART / TM RACING / BR	20	16:28.463	18.056	1.752	48.636	+5.000	7
15	217	JASTRZEBSKI RACING		RAJSKI KUBA		Kosmic / VORTEX / BRIDG	20	16:34.100	18.693	0.637	48.856		6
16	206	Ward Racing		HAGMAN CASPIAN		TONY KART / VORTEX / BRIDG	20	16:34.429	19.022	0.329	48.992		5
17	226	VDK Racing		ROUSSEAU-RICCI FLORIAN		KR / IAME / BRIDG	17	14:07.033	3 Laps	3 Laps	49.103		4
18	221	SFR Motorsport		GRIGGS LUCA		TONY KART / TM RACING / BR	11	9:12.124	9 Laps	6 Laps	49.151		3
19	214	Energy corse srl		DUNNE ALEX		Energy corse / TM RACING / BR	10	8:19.983	10 Laps	1 Lap	49.090		2
20	222	SFR Motorsport		HOLZEM JULIANO		TONY KART / TM RACING / BR	10	8:22.161	10 Laps	2.178	48.788		1
21	207	KR motorsport		BADOER BRANDO		KR / IAME / BRIDG	8	6:31.320	12 Laps	2 Laps	48.462		0
22	223	SFR Motorsport		HOLZEM SANDRO		TONY KART / TM RACING / BR	6	5:05.907	14 Laps	2 Laps	49.248		0
23	209	KR motorsport		HERNANDEZ MARLON		KR / IAME / BRIDG	4	3:21.775	16 Laps	2 Laps	48.904		0

No.225 AMAND MARCUS : 05 seconds penalty ; Judge of Facts
 No.224 ZHIVNOV ANDREY : Time penalty of 5 s for incorrectly installed front fairing or incorrect position of front fairing. According to Stewards' Decision No.65.

Leaders : No.211 BARNARD TAYLOR (1-20)

Start Time : 29/11 - 14:43:00 Best lap : No.211 BARNARD TAYLOR 48.438 96.77 kph
 Weather : Sunny Air : 14°C Track : Dry Event Record : No.211 BARNARD TAYLOR 48.170 97.31 kph

No.225 11:51 Lap 14 No.225 13:40 Lap 16

Chairman of the Panel Steward Steward

DOCUMENT N° 65

DECISIONE DEI COMMISSARI SPORTIVI

STEWARDS' DECISION

PENALITA INFLITTA AL CONCORRENTE (NOME): PENALTY INFLICTED UPON THE ENTRANT (NAME):	Team KOMAROV
NAZIONALITA / NATIONALITY:	RUS
No.: 224 No.:	PILOTA : ZHIVNOV ANDREY DRIVER :

Parte dell'evento: **OK - FINAL Rnd 2**
 Concerns the part of the event:

DECISIONE / STATEMENT

5 s time penalty in the session mentioned above.

MOTIVAZIONE / REASON:

The front fairing of kart mentioned above was not in the correct position (according to technical drawing no. 2d) when the chequered flag was waved and the kart concerned crossed the finish line.
 The Stewards impose this penalty after receiving of the relevant report of Judge of Facts and in application of the Art 2.3.3 General Prescriptions CIK-FIA 2020 and the relevant Bulletins.
 and in application of the bulletins c of the rpg of the WSK.

Decisione annunciata Data / Date: **29/11/2020** Ora / Time: **15:04**
Decision announced

Nome / Name	Firma / Signature
Presidente del Collegio / Chairman of the Panel: <p style="text-align: center;">Di Bari Oronzo (ITA)</p>	
Membri del Collegio / Members of the Panel: <p style="text-align: center;">Chillon Angela (ITA)</p>	
<p style="text-align: center;">Legrottaglie Sante (ITA)</p>	

NOTIFICAZIONE AL CONCORRENTE / NOTIFICATION TO THE RELEVANT ENTRANT

Io sottoscritto:
 I undersigned: Nome Cognome / personal name

Rappresentante del Concorrente: **Team KOMAROV**
 Representing the Entrant: Nome del Concorrente / Entrant's name

Certifico che sono stato informato del documento No. **65** dai Commissari Sportivi dell'Evento.
 Certify that I have been notified of document No. by the Stewards of the Meeting.

Data / Date: Ora / Time: Firma / Signature:



OK FINAL Rnd 2
Lap Chart

For information purposes. No official / regulatory value

	1	2	3	4	5	6	7	8	9	10	11	12	13	14	15	16	17	18	19	20	21	22	23
Grid	211	202	225	220	204	213	207	201	228	208	215	224	212	209	214	226	222	205	221	206	203	217	223
Start	211	202	225	220	204	213	207	201	228	215	212	208	214	224	209	226	222	205	221	206	203	223	217
Lap 1 <i>Interval</i>	211	225 0.7	204 0.2	207 0.2	201 0.7	228 0.4	215 0.2	214 0.1	212 0.1	220 0.4	202 0.2	213 0.2	224 0.3	209 0.2	205 0.0	222 0.2	203 0.1	208 0.1	217 0.1	226 0.4	221 0.0	206 0.2	223 0.1
Lap 2	211	225 0.6	207 0.6	204 0.2	201 0.7	228 0.4	215 0.1	212 0.4	214 0.1	202 0.3	213 0.3	224 0.4	220 0.1	209 0.6	222 0.3	205 0.6	203 0.3	217 0.0	208 0.1	226 0.5	223 0.1	206 0.1	221 0.1
Lap 3	211	225 0.7	207 0.6	204 0.3	201 0.9	215 0.6	228 0.1	212 0.0	202 0.4	214 0.1	213 0.0	224 0.6	220 0.3	222 0.9	209 0.0	205 0.6	217 0.8	203 0.3	208 0.0	223 0.2	226 0.2	206 0.3	221 0.4
Lap 4	211	225 0.8	207 0.5	204 0.4	201 1.3	202 0.9	215 1.2	213 0.0	212 0.1	224 0.2	228 0.1	220 0.0	214 0.2	209 0.2	222 0.3	205 0.2	217 0.7	208 0.8	203 0.3	226 0.4	206 0.3	223 0.2	221 0.1
Lap 5	211	225 0.9	207 0.4	204 0.5	201 1.6	202 0.5	215 1.3	213 0.1	224 0.5	220 0.6	212 0.0	228 0.3	205 0.6	217 0.5	208 0.9	214 1.0	226 0.1	203 0.0	206 0.1	222 0.3	221 0.0	223 0.1	
Lap 6	211	225 1.1	207 0.4	204 0.6	201 1.8	202 0.1	213 1.6	215 0.1	224 0.4	212 1.7	228 0.1	205 0.3	220 0.1	217 0.0	208 0.5	214 1.7	203 0.6	226 0.9	222 0.1	221 0.1	206 0.2	223 0.4	
Lap 7	211	225 1.3	207 0.2	204 0.8	202 2.1	201 0.1	213 1.0	215 0.3	224 0.3	212 2.5	228 0.1	220 0.7	217 0.1	208 0.1	205 0.1	214 1.1	203 0.7	222 1.1	226 0.0	206 0.4	221 0.1		
Lap 8	211	225 1.6	207 0.1	204 0.9	202 2.0	201 0.4	213 0.7	215 0.4	224 0.3	212 2.4	228 0.2	220 1.0	208 0.4	217 0.2	205 0.1	214 0.6	203 0.6	222 1.2	226 0.3	206 0.1	221 0.3		
Lap 9	211	204 3.0	225 1.9	202 0.0	201 0.7	213 0.3	215 0.4	224 0.3	212 2.4	228 0.2	220 1.3	208 0.1	217 0.6	205 0.2	214 0.6	203 0.5	222 1.4	206 0.5	226 0.1	221 0.1			
Lap 10	211	204 3.3	225 2.1	202 0.0	201 0.6	213 0.1	215 0.6	224 0.3	228 2.4	212 0.1	220 1.3	208 0.1	217 0.6	205 0.1	214 0.8	203 0.3	222 1.8	206 0.1	226 0.2	221 0.2			
Lap 11	211	204 3.7	225 2.0	202 0.0	213 0.6	201 0.2	215 0.3	224 0.4	228 2.3	212 0.2	208 1.4	220 0.2	205 0.7	217 0.3	203 0.8	206 1.9	226 0.4	221 0.3					
Lap 12	211	204 3.9	202 2.2	225 0.2	213 0.2	201 0.4	215 0.2	224 0.4	228 2.2	212 0.2	208 1.2	220 0.5	205 0.7	217 0.5	203 0.6	206 1.9	226 0.4						
Lap 13	211	204 4.2	202 2.0	225 0.4	213 0.2	201 0.5	215 0.2	224 0.4	228 2.2	212 0.2	208 1.0	220 0.8	205 0.5	217 0.9	203 0.2	206 2.0	226 0.4						
Lap 14	211	204 4.4	202 1.8	225 0.6	213 0.3	201 0.4	215 0.1	224 0.4	228 2.1	212 0.3	208 0.7	220 1.2	205 0.4	217 1.4	203 0.1	206 1.8	226 0.5						
Lap 15	211	204 4.6	202 1.6	225 0.8	213 0.3	215 0.5	201 0.3	224 0.1	228 1.9	212 0.4	208 0.4	220 1.6	205 0.1	217 1.5	203 0.4	206 1.5	226 0.5						
Lap 16	211	204 4.8	202 1.5	225 0.9	213 0.4	215 0.4	224 0.6	201 0.0	228 1.7	212 0.6	208 0.1	205 2.0	220 0.4	217 1.1	203 0.9	206 1.2	226 0.5						
Lap 17	211	204 5.1	202 1.4	225 1.0	213 0.4	215 0.4	224 1.1	201 0.1	228 1.1	212 0.5	208 0.1	205 2.2	220 0.6	217 0.8	203 1.3	206 0.9	226 0.6						
Lap 18	211	204 5.3	202 1.3	225 1.1	213 0.6	215 0.3	201 1.5	224 0.1	228 0.8	212 0.6	208 0.1	205 2.5	220 0.3	217 0.7	203 1.6	206 0.8							
Lap 19	211	204 5.4	202 1.2	225 1.3	213 0.7	215 0.1	224 2.5	228 0.3	201 0.0	208 0.0	212 0.1	205 2.7	220 0.4	217 0.6	203 2.0	206 0.5							
Lap 20	211	204 5.5	202 1.1	225 1.5	213 1.4	215 0.6	224 2.7	212 0.0	228 0.2	201 0.9	208 0.0	205 1.1	220 0.3	217 0.6	203 2.3	206 0.3							



OK FINAL Rnd 2 Lap Time Analysis

For information purposes. No official / regulatory value

Laps	Sector 1	Sector 2	Sector 3	Spd	Lap Time
No.201 SPINA ALFIO					
1	17.534	18.362	14.518	121	50.414
2	16.386	18.039	14.512	121	48.937
3	16.295	18.044	14.555	120	48.894
4	16.322	17.982	14.616	120	48.920
5	16.331	18.038	14.612	120	48.981
6	16.312	18.034	14.632	120	48.978
7	16.404	18.371	14.588	121	49.363
8	16.352	18.091	14.669	120	49.112
9	16.399	18.174	14.677	120	49.250
10	16.375	18.041	14.643	121	49.059
11	16.577	18.118	14.610	121	49.305
12	16.381	18.071	14.640	120	49.092
13	16.419	18.040	14.657	121	49.116
14	16.395	18.106	14.666	122	49.167
15	16.380	18.420	14.720	121	49.520
16	16.394	18.091	14.976	122	49.461
17	16.485	18.116	15.116	122	49.717
18	16.418	18.199	14.724	120	49.341
19	16.436	18.215	15.924	118	50.575
20	17.231	18.834	15.196	119	51.261

Laps	Sector 1	Sector 2	Sector 3	Spd	Lap Time
No.202 TAPONEN TUUKKA					
1	18.268	19.265	14.716	121	52.249
2	16.337	18.088	14.378	121	48.803
3	16.169	17.893	14.629	121	48.691
4	16.249	17.886	14.440	120	48.575
5	16.311	17.801	14.463	120	48.575
6	16.263	17.840	14.425	121	48.528
7	16.497	18.011	14.555	118	49.063
8	16.421	17.909	14.505	119	48.835
9	16.364	18.019	14.546	122	48.929
10	16.514	18.186	14.525	122	49.225
11	16.445	18.048	14.484	122	48.977
12	16.517	17.977	14.645	118	49.139
13	16.418	17.913	14.529	118	48.860
14	16.411	17.890	14.571	118	48.872
15	16.411	17.889	14.546	119	48.846
16	16.477	17.970	14.570	118	49.017
17	16.431	17.960	14.588	118	48.979
18	16.421	17.959	14.573	118	48.953
19	16.404	17.968	14.594	119	48.966
20	16.458	17.961	14.618	118	49.037

Laps	Sector 1	Sector 2	Sector 3	Spd	Lap Time
No.203 DEL PINO BRUNO					
1	18.402	19.263	14.870	122	52.535
2	16.550	18.948	14.881	122	50.379
3	16.442	18.546	14.774	120	49.762
4	16.433	18.058	14.953	121	49.444
5	16.374	18.663	15.193	122	50.230
6	16.647	18.559	14.548	119	49.754
7	16.534	18.053	14.571	119	49.158
8	16.372	17.927	14.650	119	48.949
9	16.468	17.992	14.603	119	49.063
10	16.446	17.990	14.563	120	48.999
11	16.435	18.044	14.603	119	49.082
12	16.463	17.937	14.680	119	49.080
13	16.427	17.976	14.602	120	49.005
14	16.417	18.096	14.713	119	49.226

Laps	Sector 1	Sector 2	Sector 3	Spd	Lap Time
15	16.482	17.974	14.629	119	49.085
16	16.552	17.966	14.640	119	49.158
17	16.455	17.945	14.670	118	49.070
18	16.508	17.992	14.706	119	49.206
19	16.497	18.056	14.648	119	49.201
20	16.513	18.115	14.657	120	49.285

Laps	Sector 1	Sector 2	Sector 3	Spd	Lap Time
No.204 ANDREASSON NORTON					
1	16.833	18.103	14.540	121	49.476
2	16.367	18.371	14.536	121	49.274
3	16.290	17.882	14.441	122	48.613
4	16.272	17.866	14.438	121	48.576
5	16.299	17.896	14.476	121	48.671
6	16.293	17.924	14.526	120	48.743
7	16.395	17.976	14.523	120	48.894
8	16.394	18.009	14.530	121	48.933
9	16.415	18.025	14.561	118	49.001
10	16.448	17.978	14.557	120	48.983
11	16.516	17.989	14.569	119	49.074
12	16.438	17.995	14.603	119	49.036
13	16.472	17.992	14.592	119	49.056
14	16.460	17.981	14.582	119	49.023
15	16.477	17.986	14.634	119	49.097
16	16.463	18.004	14.621	118	49.088
17	16.505	17.989	14.607	119	49.101
18	16.521	17.984	14.578	119	49.083
19	16.484	17.942	14.584	119	49.010
20	16.507	18.002	14.638	119	49.147

Laps	Sector 1	Sector 2	Sector 3	Spd	Lap Time
No.205 BLOKHINA VICTORIA					
1	18.025	19.496	14.864	123	52.385
2	16.454	19.154	14.790	122	50.398
3	16.331	18.051	14.519	122	48.901
4	16.345	18.006	14.572	121	48.923
5	16.332	18.206	14.605	121	49.143
6	16.325	18.370	14.659	122	49.354
7	16.728	19.050	14.699	122	50.477
8	16.383	18.605	14.567	122	49.555
9	16.409	18.123	14.668	121	49.200
10	16.387	18.115	14.486	122	48.988
11	16.335	18.224	14.536	120	49.095
12	16.404	18.071	14.554	121	49.029
13	16.365	18.046	14.555	121	48.966
14	16.384	18.038	14.623	121	49.045
15	16.393	18.071	14.522	121	48.986
16	16.437	18.036	14.594	120	49.067
17	16.464	18.031	14.657	120	49.152
18	16.404	18.315	14.854	120	49.573
19	16.497	18.098	14.690	120	49.285
20	16.465	18.154	14.834	121	49.453

Laps	Sector 1	Sector 2	Sector 3	Spd	Lap Time
No.206 HAGMAN CASPIAN					
1	18.322	20.188	15.222	121	53.732
2	16.487	18.770	14.916	122	50.173
3	16.346	18.683	14.639	119	49.668
4	16.444	18.257	14.669	122	49.370
5	16.281	18.091	15.238	123	49.610
6	16.687	19.195	15.056	121	50.938
7	16.427	18.333	14.693	120	49.453
8	16.394	18.080	14.538	122	49.012

Laps	Sector 1	Sector 2	Sector 3	Spd	Lap Time
9	16.465	18.117	14.721	120	49.303
10	16.378	18.044	14.610	120	49.032
11	16.420	17.992	14.580	119	48.992
12	16.455	18.040	14.623	119	49.118
13	16.466	18.073	14.613	119	49.152
14	16.471	18.061	14.604	119	49.136
15	16.493	18.034	14.590	120	49.117
16	16.565	18.013	14.694	119	49.272
17	16.566	18.060	14.621	119	49.247
18	16.600	18.121	14.705	119	49.426
19	16.525	18.129	14.647	120	49.301
20	16.559	18.088	14.716	120	49.363

Laps	Sector 1	Sector 2	Sector 3	Spd	Lap Time
No.207 BADOER BRANDO					
1	16.985	18.195	14.540	121	49.720
2	16.306	17.920	14.457	120	48.683
3	16.308	17.864	14.409	120	48.581
4	16.237	17.807	14.418	120	48.462
5	16.278	17.756	14.497	120	48.531
6	16.320	17.815	14.502	119	48.637
7	16.372	17.857	14.481	120	48.710
8	16.334	17.995	14.534	120	48.863

Laps	Sector 1	Sector 2	Sector 3	Spd	Lap Time
No.208 REVESZ LEVENTE					
1	18.152	20.391	14.757	120	53.300
2	16.489	19.223	14.669	122	50.381
3	16.635	18.277	14.751	122	49.663
4	16.457	18.106	14.651	119	49.214
5	16.321	18.229	14.534	119	49.084
6	16.283	17.831	14.503	119	48.617
7	16.363	18.450	14.723	121	49.536
8	16.378	18.394	14.514	119	49.286
9	16.328	17.928	14.532	120	48.788
10	16.514	17.955	14.550	120	49.019
11	16.353	18.028	14.506	118	48.887
12	16.363	17.877	14.530	119	48.770
13	16.411	17.905	14.559	118	48.875
14	16.435	17.851	14.523	118	48.809
15	16.331	17.885	14.504	119	48.720
16	16.368	17.961	14.540	121	48.869
17	16.458	17.988	14.548	121	48.994
18	16.478	18.000	14.632	119	49.110
19	16.391	17.918	14.771	121	49.080
20	17.255	18.851	15.145	117	51.251

Laps	Sector 1	Sector 2	Sector 3	Spd	Lap Time
No.209 HERNANDEZ MARLON					
1	17.854	19.680	14.996	121	52.530
2	16.579	18.303	14.611	120	49.493
3	16.311	18.027	14.888	123	49.226
4	16.253	18.020	14.631	122	48.904

Laps	Sector 1	Sector 2	Sector 3	Spd	Lap Time
No.211 BARNARD TAYLOR					
1	16.480	17.794	14.422	119	48.696
2	16.310	17.826	14.495	118	48.631
3	16.231	17.809	14.398	119	48.438
4	16.195	17.829	14.454	119	48.478
5	16.235	17.768	14.463	119	48.466
6	16.275	17.742	14.497	118	48.514
7	16.328	17.774	14.513	118	48.615
8	16.345	17.876	14.516	118	48.737
9	16.339	17.831	14.517	118	48.687

OK **FINAL Rnd 2** For information purposes. No official / regulatory value

Lap Time Analysis

Laps	Sector 1	Sector 2	Sector 3	Spd	Lap Time
10	16.339	17.826	14.479	119	48.644
11	16.349	17.821	14.527	118	48.697
12	16.432	17.846	14.537	118	48.815
13	16.383	17.860	14.555	119	48.798
14	16.373	17.891	14.586	118	48.850
15	16.419	17.899	14.530	119	48.848
16	16.426	17.919	14.552	119	48.897
17	16.404	17.849	14.566	119	48.819
18	16.412	17.937	14.555	119	48.904
19	16.401	17.953	14.568	119	48.922
20	16.353	17.902	14.742	118	48.997

No.212 BERTUCA CRISTIAN

Laps	Sector 1	Sector 2	Sector 3	Spd	Lap Time
1	17.833	18.817	14.501	121	51.151
2	16.325	18.318	14.413	121	49.056
3	16.191	17.848	14.647	123	48.686
4	16.399	19.261	14.825	122	50.485
5	16.790	18.552	14.508	122	49.850
6	16.612	18.662	14.578	119	49.852
7	16.418	18.233	14.858	119	49.509
8	16.316	17.921	14.521	119	48.758
9	16.433	17.947	14.528	119	48.908
10	16.579	18.064	14.520	120	49.163
11	16.444	17.971	14.558	120	48.973
12	16.387	17.994	14.583	121	48.964
13	16.393	18.080	14.577	121	49.050
14	16.454	18.024	14.606	120	49.084
15	16.446	18.049	14.597	120	49.092
16	16.493	18.060	14.624	120	49.177
17	16.425	17.940	14.632	120	48.997
18	16.479	17.964	14.891	122	49.334
19	16.446	18.003	14.683	121	49.132
20	16.727	18.362	14.820	121	49.909

No.213 TSOLOV NIKOLA

Laps	Sector 1	Sector 2	Sector 3	Spd	Lap Time
1	18.256	19.467	14.669	123	52.392
2	16.268	18.204	14.436	123	48.908
3	16.152	17.863	14.490	124	48.505
4	16.309	18.621	14.752	122	49.682
5	16.457	17.950	14.443	122	48.850
6	16.221	17.858	14.536	121	48.615
7	16.281	17.878	14.517	120	48.676
8	16.312	17.935	14.510	121	48.757
9	16.309	18.067	14.549	121	48.925
10	16.291	18.040	14.489	123	48.820
11	16.296	18.006	14.549	121	48.851
12	16.330	18.049	14.530	122	48.909
13	16.418	18.077	14.600	122	49.095
14	16.434	18.161	14.643	122	49.238
15	16.397	18.071	14.618	122	49.086
16	16.437	18.123	14.579	122	49.139
17	16.418	18.101	14.614	121	49.133
18	16.419	18.184	14.646	121	49.249
19	16.446	18.186	14.670	120	49.302
20	16.587	18.466	14.764	120	49.817

No.214 DUNNE ALEX

Laps	Sector 1	Sector 2	Sector 3	Spd	Lap Time
1	17.557	18.759	14.520	122	50.836
2	16.398	18.592	14.410	121	49.400
3	16.235	17.946	14.970	121	49.151

Laps	Sector 1	Sector 2	Sector 3	Spd	Lap Time
4	16.529	18.883	15.192	120	50.604
5	16.433	21.076	15.154	119	52.663
6	16.591	18.125	14.588	119	49.304
7	16.493	18.027	14.572	119	49.092
8	16.473	18.027	14.590	119	49.170
9	16.448	18.119	14.603	119	49.170
10	16.495	18.009	14.665	119	49.169

No.215 WURZ CHARLIE

Laps	Sector 1	Sector 2	Sector 3	Spd	Lap Time
1	17.566	18.747	14.604	121	50.917
2	16.411	18.080	14.426	122	48.917
3	16.267	17.997	14.636	120	48.900
4	16.565	19.137	14.802	122	50.504
5	16.370	17.831	14.510	120	48.711
6	16.522	17.928	14.539	121	48.989
7	16.345	17.938	14.576	121	48.859
8	16.349	17.907	14.560	121	48.816
9	16.380	18.015	14.572	120	48.967
10	16.368	18.000	14.588	120	48.956
11	16.377	17.971	14.564	120	48.912
12	16.395	18.047	14.583	120	49.025
13	16.421	18.037	14.592	121	49.050
14	16.403	18.035	14.601	122	49.039
15	16.374	18.095	14.601	120	49.070
16	16.453	18.009	14.628	120	49.090
17	16.440	18.025	14.663	120	49.128
18	16.432	18.050	14.623	120	49.105
19	16.435	18.074	14.648	121	49.157
20	16.470	19.039	14.752	120	50.261

No.217 RAJSKI KUBA

Laps	Sector 1	Sector 2	Sector 3	Spd	Lap Time
1	18.131	19.601	14.807	122	52.539
2	16.461	18.805	14.811	123	50.077
3	16.521	18.238	14.556	121	49.315
4	16.355	17.939	14.562	121	48.856
5	16.321	17.975	14.607	120	48.903
6	16.402	18.155	14.527	123	49.084
7	16.547	18.592	14.798	121	49.937
8	16.438	18.579	14.655	121	49.672
9	16.403	18.093	14.634	120	49.130
10	16.474	18.016	14.587	120	49.077
11	16.647	18.305	14.609	120	49.561
12	16.509	18.104	14.672	120	49.285
13	16.530	18.123	14.703	120	49.356
14	16.525	18.066	15.036	122	49.627
15	16.578	18.207	14.668	120	49.453
16	16.584	18.130	14.905	120	49.619
17	16.615	18.099	14.761	119	49.475
18	16.599	18.156	14.791	119	49.546
19	16.569	18.256	14.756	119	49.581
20	16.609	18.186	14.819	119	49.614

No.220 TRAVISANUTTO LORENZO

Laps	Sector 1	Sector 2	Sector 3	Spd	Lap Time
1	18.128	19.096	14.735	120	51.959
2	16.442	18.701	14.874	121	50.017
3	16.368	17.970	14.480	121	48.818
4	16.304	18.181	14.906	123	49.391
5	16.410	18.271	14.630	120	49.311
6	16.600	19.261	14.657	122	50.518
7	16.434	18.707	14.687	120	49.828

Laps	Sector 1	Sector 2	Sector 3	Spd	Lap Time
8	16.455	18.076	14.595	120	49.126
9	16.415	18.186	14.551	119	49.152
10	16.438	18.012	14.535	119	48.985
11	16.349	18.412	14.559	120	49.320
12	16.401	18.088	14.580	120	49.069
13	16.410	18.157	14.584	120	49.151
14	16.438	18.093	14.623	119	49.154
15	16.465	18.118	14.625	119	49.208
16	16.849	18.236	14.649	119	49.734
17	16.517	18.165	14.643	119	49.325
18	16.524	18.178	14.609	119	49.311
19	16.537	18.224	14.614	120	49.375
20	16.488	18.105	14.695	120	49.288

No.221 GRIGGS LUCA

Laps	Sector 1	Sector 2	Sector 3	Spd	Lap Time
1	17.961	20.462	15.101	123	53.524
2	16.602	19.107	14.917	122	50.626
3	16.440	18.726	14.712	121	49.878
4	16.396	18.156	14.778	122	49.330
5	16.382	18.228	15.043	123	49.653
6	16.553	18.888	14.857	122	50.298
7	16.518	18.621	14.663	122	49.802
8	16.434	18.185	14.629	121	49.248
9	16.428	18.200	14.693	121	49.321
10	16.471	18.095	14.585	121	49.151
11	16.389	18.362	14.583	121	49.334

No.222 HOLZEM JULIANO

Laps	Sector 1	Sector 2	Sector 3	Spd	Lap Time
1	18.186	19.566	14.859	123	52.611
2	16.513	18.552	14.513	122	49.578
3	16.319	17.931	14.538	121	48.788
4	16.600	18.072	14.697	121	49.369
5	16.365	20.574	15.813	122	52.752
6	16.523	18.869	14.846	122	50.238
7	16.490	18.070	14.740	120	49.300
8	16.389	18.068	14.636	119	49.093
9	16.479	18.066	14.643	119	49.188
10	16.555	18.164	14.710	118	49.429

No.223 HOLZEM SANDRO

Laps	Sector 1	Sector 2	Sector 3	Spd	Lap Time
1	18.326	19.774	15.391	121	53.491
2	16.464	18.550	14.880	122	49.894
3	16.312	18.312	14.624	122	49.248
4	16.687	18.493	14.977	121	50.157
5	16.329	18.176	15.407	122	49.912
6	16.574	19.047	15.194	119	50.815

No.224 ZHIVNOV ANDREY

Laps	Sector 1	Sector 2	Sector 3	Spd	Lap Time
1	18.102	19.327	14.900	120	52.329
2	16.447	17.954	14.627	120	49.028
3	16.304	17.820	14.512	119	48.636
4	16.319	18.376	14.722	120	49.417
5	16.422	18.058	14.511	119	48.991
6	16.343	17.838	14.536	119	48.717
7	16.401	17.884	14.484	120	48.769
8	16.347	17.922	14.549	119	48.818
9	16.345	18			



OK

**FINAL Rnd 2
Lap Time Analysis**

For information purposes. No official / regulatory value

Laps	Sector 1	Sector 2	Sector 3	Spd	Lap Time
14	16.471	17.981	14.593	119	49.045
15	16.483	18.043	14.625	120	49.151
16	16.408	18.101	14.704	119	49.213
17	16.767	18.059	14.759	118	49.585
18	16.524	18.425	14.683	121	49.632
19	16.475	18.196	15.395	117	50.066
20	16.856	18.758	14.860	118	50.474

Laps	Sector 1	Sector 2	Sector 3	Spd	Lap Time
11	16.412	17.973	14.505	118	48.890
12	16.423	17.966	14.519	119	48.908
13	16.447	18.049	14.568	119	49.064
14	16.456	17.961	14.596	119	49.013
15	16.448	17.955	14.559	119	48.962
16	16.481	17.978	14.588	119	49.047
17	16.465	18.005	14.607	119	49.077
18	16.452	18.034	14.656	119	49.142
19	16.456	18.068	15.100	120	49.624
20	16.630	18.902	14.837	120	50.369

No.225 AMAND MARCUS















1	16.763	18.009	14.573	120	49.345
2	16.309	17.850	14.387	120	48.546
3	16.246	17.824	14.464	120	48.534
4	16.202	17.852	14.514	120	48.568
5	16.269	17.859	14.488	120	48.616
6	16.263	17.893	14.506	119	48.662
7	16.393	17.927	14.553	119	48.873
8	16.384	18.027	14.588	119	48.999
9	16.588	20.706	14.744	120	52.038
10	16.461	18.147	14.582	119	49.190
11	16.402	18.009	14.579	119	48.990
12	16.419	18.301	14.698	120	49.418
13	16.459	18.000	14.645	120	49.104
14	16.395	18.029	14.659	120	49.083
15	16.451	17.967	14.649	119	49.067
16	16.456	18.008	14.615	120	49.079
17	16.438	18.008	14.661	119	49.107
18	16.449	17.987	14.636	119	49.072
19	16.443	18.092	14.634	119	49.169
20	16.462	18.029	14.690	119	49.181

No.226 ROUSSEAU-RICCI FLORIAN

1	17.877	20.671	15.155	122	53.703
2	16.430	18.796	14.975	121	50.201
3	16.317	18.667	14.669	122	49.653
4	16.358	18.394	14.593	120	49.345
5	16.326	18.191	15.189	122	49.706
6	16.766	19.055	14.893	119	50.714
7	16.413	18.084	14.961	122	49.458
8	16.486	18.242	14.612	120	49.340
9	16.441	18.433	14.730	121	49.604
10	16.398	18.113	14.592	121	49.103
11	16.445	18.101	14.652	120	49.198
12	16.423	18.066	14.657	120	49.146
13	16.384	18.099	14.629	120	49.112
14	16.409	18.135	14.684	120	49.228
15	16.431	18.085	14.654	120	49.170
16	16.432	18.166	14.673	120	49.271
17	16.526	18.102	14.729	120	49.357

No.228 PIRTTILAHTI NIKLAS

1	17.535	18.626	14.608	120	50.769
2	16.364	18.038	14.571	120	48.973
3	16.266	17.979	14.950	122	49.195
4	16.496	19.511	14.952	122	50.959
5	16.651	18.577	14.565	121	49.793
6	16.366	18.750	14.543	121	49.659
7	16.482	18.143	14.877	121	49.502
8	16.390	17.954	14.544	120	48.888
9	16.361	17.994	14.503	121	48.858
10	16.297	17.981	14.520	119	48.798

223 HOLZEM SANDRO SFR Motorsport	TONY KART / TM RACING / BRIDG		12	217 RAJSKI KUBA JASTRZEBSKI RACING	Kosmic / VORTEX / BRIDG	
203 DEL PINO BRUNO TONY KART RACING TEAM	TONY KART / VORTEX / BRIDG		11	206 HAGMAN CASPIAN Ward Racing	TONY KART / VORTEX / BRIDG	
221 GRIGGS LUCA SFR Motorsport	TONY KART / TM RACING / BRIDG		10	205 BLOKHINA VICTORIA Ward Racing	TONY KART / VORTEX / BRIDG	
222 HOLZEM JULIANO SFR Motorsport	TONY KART / TM RACING / BRIDG		9	226 ROUSSEAU-RICCI FLORIAN VDK Racing	KR / IAME / BRIDG	
214 DUNNE ALEX Energy corse srl	Energy corse / TM RACING / BRIDG		8	209 HERNANDEZ MARLON KR motorsport	KR / IAME / BRIDG	
212 BERTUCA CRISTIAN BIREL ART RACING S.R.L.	BIREL ART / TM RACING / BRIDG		7	224 ZHIVNOV ANDREY Team KOMAROV	TONY KART / TM RACING / BRIDG	
215 WURZ CHARLIE EXPRIT RACING TEAM	EXPRIT / VORTEX / BRIDG		6	208 REVESZ LEVENTE KR motorsport	KR / IAME / BRIDG	
228 PIRTTILAHTI NIKLAS FORZA RACING	EXPRIT / TM RACING / BRIDG		5	201 SPINA ALFIO TONY KART RACING TEAM	TONY KART / VORTEX / BRIDG	
207 BADOER BRANDO KR motorsport	KR / IAME / BRIDG		4	213 TSOLOV NIKOLA DPK Racing	KR / IAME / BRIDG	
204 ANDREASSON NORTON Ward Racing	TONY KART / VORTEX / BRIDG		3	220 TRAVISANUTTO LORENZO PAROLIN RACING KART	PAROLIN / TM RACING / BRIDG	
225 AMAND MARCUS VDK Racing	KR / IAME / BRIDG		2	202 TAPONEN TUUKKA TONY KART RACING TEAM	TONY KART / VORTEX / BRIDG	
211 BARNARD TAYLOR ROSBERG RACING ACADEMY	KR / IAME / BRIDG		1			

POLE POSITION

